


# Detroit Free Press Building

321 West Lafayette Street  
Detroit, MI 48226

## Window Shop Drawings



Environmental Glass, Inc.  
12675 Marlin Drive  
Redford, Michigan 48239  
Phone: (734) 261-1930 | Fax: (734) 261-5590

**IMPORTANT**  
These Shop Drawings are our interpretation of the contract documents. It shall be the responsibility of the General Contractor (or Construction Manager) to review these drawings for compliance with the design intent and Contract Documents. When these drawings are returned with "Approved", "Approved as Noted" or "Reviewed" stamped on them, it shall constitute the General Contractors (or Construction Managers) and Architects agreement that the Shop Drawings do comply with the design intent and the Contract Documents.

**DO NOT SCALE PLANS**  
Copying, Printing, Software and other processes required to produce these prints can stretch or shrink the actual paper or layout. Therefore, scaling of this drawing may be inaccurate. Contact the Glazing Contractor for any additional dimensions or clarifications.

Shop Drawings Prepared By



Charrette Studios Inc.  
23581 Donaldson Street  
Clinton Township, Michigan 48035  
P: 586-790-4329 | F: 586-790-4346

CSI Project Information

Drawn By: Austin Domurat  
CSI Project No: 08012054

Architect

Kraemer Design Group  
1420 Broadway  
Detroit, MI 48226

General Cntr. or Constuction Mgr.  
Turner Construction Company  
535 Griswold, Suite 1525  
Detroit, MI 48226

Issue & Revision Dates

No.	Date	Subject
1	08-10-17	First Submittal

Project Name & Location

Detroit Free Press Building  
321 West Lafayette Street  
Detroit, MI 48226

Window Shop Drawings

Project Information

Project Manager: Ryan Snabes

Drawing Title

General Notes

Scale:

Sheet Number

Cover Page

### Architect

Kraemer Design Group  
1420 Broadway  
Detroit, MI 48226  
Ph: (313) 965-3399

### General Contractor or Construction Manager

Turner Construction Company  
535 Griswold, Suite 1525  
Detroit, MI 48226  
Ph: (313) 596-0500

### Installation Notes:

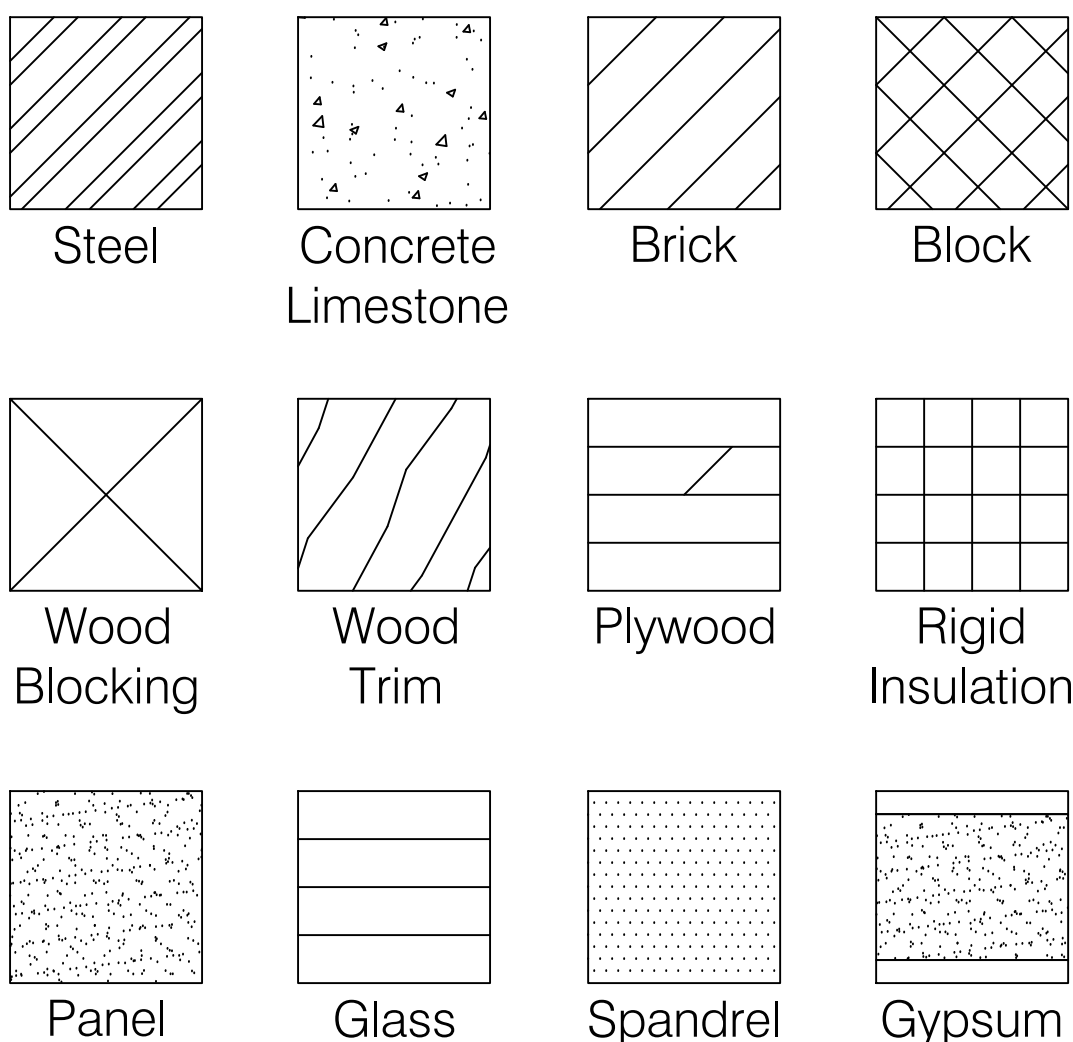
- All dimensions are to be field verified prior to any fabrication or installation of curtain wall, storefront and or window systems, unless guaranteed by the general contractor.
- Fastener types shown on the drawings are for reference only. Actual fastener types may vary due to field conditions as professionally determined by the glazing contractor.
- See manufacturers installation instructions for further information concerning both installation and fabrication.

### Professional Engineers Seal

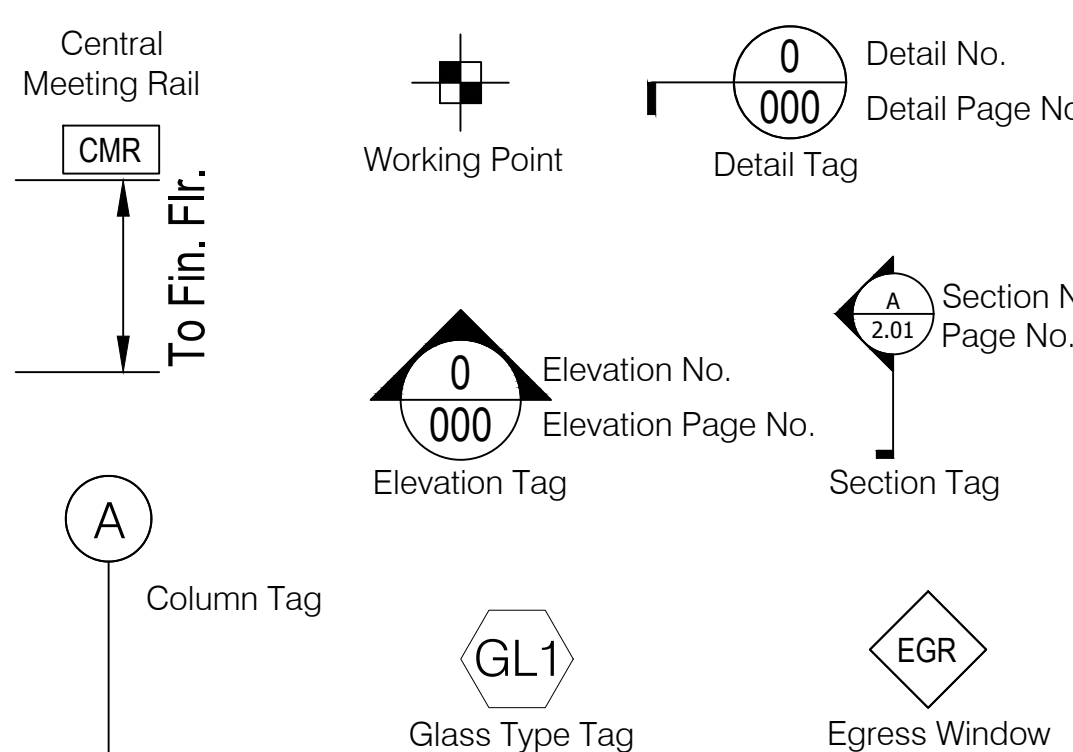
### Sheet Index

Cover Page	General Notes
1.01 - 1.08	Floor Plans
2.01 - 2.05	Building Elevations
3.01 - 3.07	Elevations
4.01 - 4.02	Details

### Hatch Patterns



### Window Symbols



### Abbreviations

R.O. = Rough Opening	W.L. = Wind Load
M.O. = Masonry Opening	D.L. = Dead Load
P.O. = Plaster Opening	T.O.M. = Top of Mullion
F.S. = Frame Size	B.O.M. = Bottom of Mullion
D.L.O. = Day Light Opening	T.O.S. = Top of Steel
D.O. = Door Opening	B.O.S. = Bottom of Steel
W.M. = Window Make	T.O. = Top of
A.D. = Assembled Dimension	TYP. = Typical
V.I.F. = Verify in Field	SIM. = Similar
REF. = Reference	HRDW. = Hardware
F.F. = Finish Floor	OPP. = Opposite
G.C. = General Contractor	O.H. = Opposite Hand
C.M. = Construction Manager	ELEV. = Elevation
N.T.S. = Not to Scale	W.P. = Working Point
CL = Center Line	S.S. = Stainless Steel

### Specifications of Items Furnished by Glazing Contractor

Window to be:

Quaker H503 Series, AW50 Rated 3 1/4" Single Hung Window System

Finish to be:

Manufacturer Standard AAMA 2604 Color Holly (Dark Green)

Hardware to be:

Class 5 Balances

All windows to have 4" Limited opening / Limit Stops  
other than the 2nd and 3rd floor windows which are to recieve 0" Limit Stops

Window Marks for 2nd and 3rd Floor 0" limit as follows:

2nd Floor - A, A1, A2, E, E1  
3rd Floor - D, D1, D2, D3, F, F1

Accessories to be:

Muntin DIE# QUA-20547  
Snap Trim Base Clip PT# M1984, DIE# 1984  
Snap Trim Inside Trim PT# M1983, DIE# 1983  
Snap Trim Base Clip PT# M2078, DIE# CE-13131  
Snap Trim Inside Trim PT# M2077, DIE# CE-13130

Perimeter Caulking supplied by Environmental Glass, Inc.

Glass Types to be:

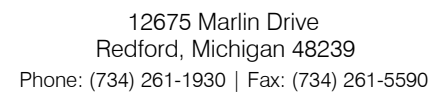
GL1 5/8" Clear Heat Strengthened w/ Cardinal 272 Historic Low-E Coating on Surface #2  
3/16" Clear Heat Strengthened w/ Cardinal 272 Historic Low-E Coating on Surface #2  
9/32" Cardinal Thermal Plastic Super Spacer Dual Seal Argon Infill  
5/32" Clear Heat Strengthened

Note:

For the elevator shaft; the A/E has indicated as follows; All seven of the windows at the hoist way shall have laminated glazing conforming to ANSI Z97.1 or CPSC 16 CFR Part 1201."

I believe they pulled this from the IBC. I think that this is safty glazing standard although there is some requirement for hoistway glass to be lami. Please advise if below 1/4" lami will satisfy?

(6) total of the type C windows and (1) total of the type B window to have 1/4" clr ann laminated glass for the Inboard lite since they are in the elevator shaft. Please ensure we create a C/Lami and B/Lami type.



These Shop Drawings are our interpretation of the contract documents. It shall be the responsibility of the General Contractor (or Construction Manager) to review these drawings for compliance with the design intent and Contract Documents.

When these drawings are returned with "Approved", "Approved as Noted" or "Reviewed" stamped on them it shall constitute the General Contractors (or Construction Managers) and Architects agreement that the Shop Drawings do comply with the design intent and the Contract Documents.

Copying, Printing, Software and other processes required to produce these prints can stretch or shrink the actual paper or layout.

Therefore, scaling of this drawing may be inaccurate. Contact the Glazing Contractor for any additional dimensions or clarifications.

Charrette Studios Inc.  
23581 Donaldson Street  
Clinton Township, Michigan 48035  
586-790-4329 | F: 586-790-4346

Drawn By: Austin Domurat  
CSI Project No: 08012054

Kraemer Design Group  
1420 Broadway  
Detroit, MI 48226

General Cntr. or Constuction Mgr.  
Turner Construction Company  
535 Griswold, Suite 1525  
Detroit, MI 48226

Issue & Revision Dates		
<u>No.</u>	<u>Date</u>	<u>Subject</u>
1	08-10-17	First Submittal

Detroit Free Press Building

321 West Lafayette Street  
Detroit, MI 48226

## Window Shop Drawings

Project Information  
Project Manager: Ryan Snabes

Drawing Title

## Floor Plans

Scale: As Noted

Sheet Number

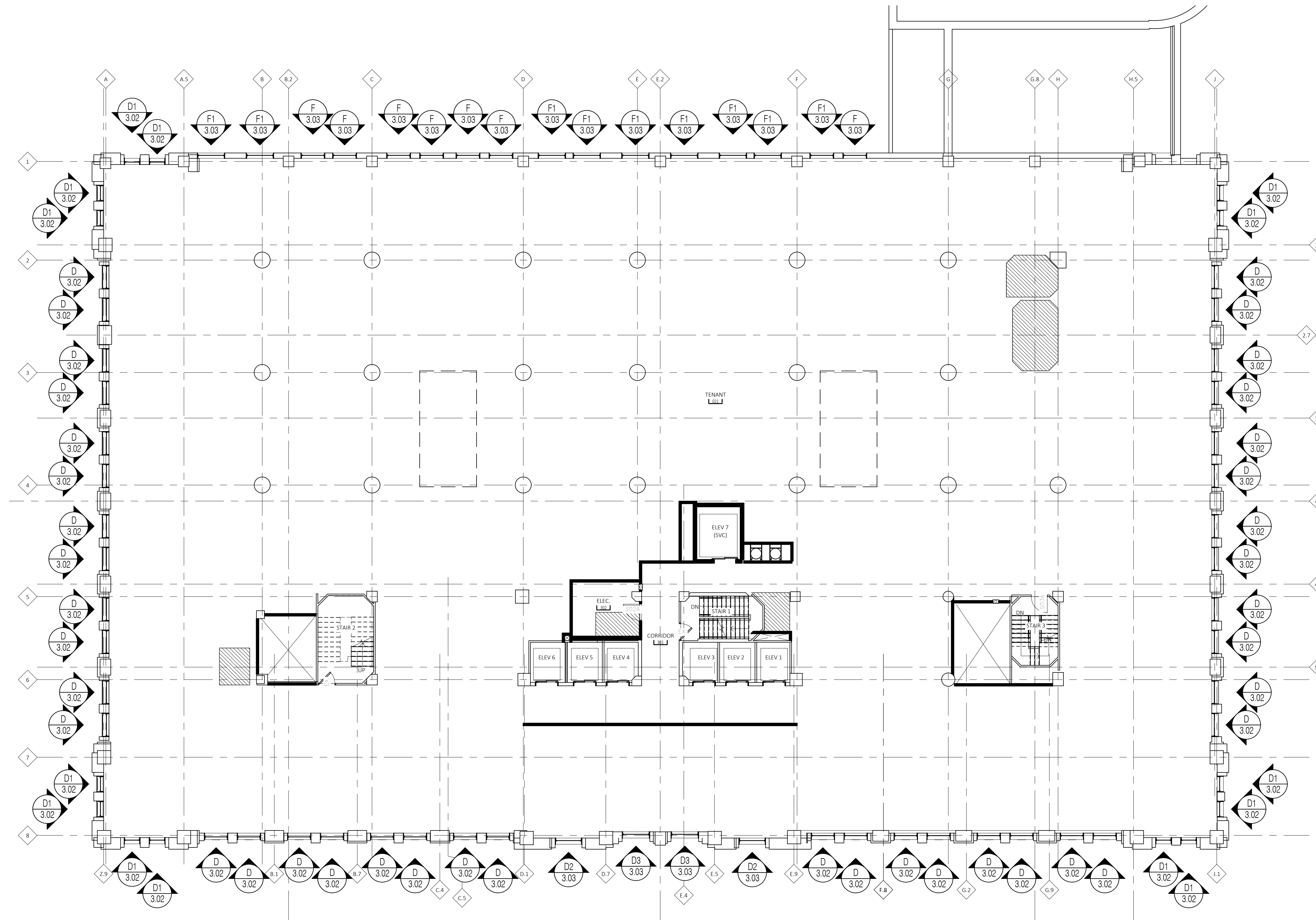
1.01




## Floor Plan

Scale:  $3/32'' = 1' - 0''$

Arch Ref: None



3rd Floor  
Floor Plan  
Scale: 3/32" = 1' - 0"  
Arch Ref: None



Environmental Glass, Inc.  
12675 Marlin Drive  
Redford, Michigan 48239  
Phone: (734) 261-1930 | Fax: (734) 261-5590

**IMPORTANT**  
These Shop Drawings are our interpretation of the contract documents. It shall be the responsibility of the General Contractor (or Construction Manager) to review these drawings for compliance with the design intent and Contract Documents. When these drawings are returned with "Approved", "Approved as Noted" or "Reviewed" stamped on them, it shall constitute the General Contractors (or Construction Managers) and Architects agreement that the Shop Drawings do comply with the design intent and the Contract Documents.

**DO NOT SCALE PLANS**  
Copying, Printing, Software and other processes required to produce these prints can stretch or shrink the actual paper or layout. Therefore, scaling of this drawing may be inaccurate. Contact the Glazing Contractor for any additional dimensions or clarifications.

Shop Drawings Prepared By



Charrette Studios Inc.  
23581 Donaldson Street  
Clinton Township, Michigan 48035  
P: 586-790-4329 | F: 586-790-4346

CSI Project Information

Drawn By: Austin Domurat  
CSI Project No: 08012054

Architect

Kraemer Design Group  
1420 Broadway  
Detroit, MI 48226

General Cntr. or Constuction Mgr.

Turner Construction Company  
535 Griswold, Suite 1525  
Detroit, MI 48226

Issue & Revision Dates

No.	Date	Subject
1	08-10-17	First Submittal

Project Name & Location

Detroit Free Press Building  
321 West Lafayette Street  
Detroit, MI 48226

Window Shop Drawings

Project Information

Project Manager: Ryan Snabes

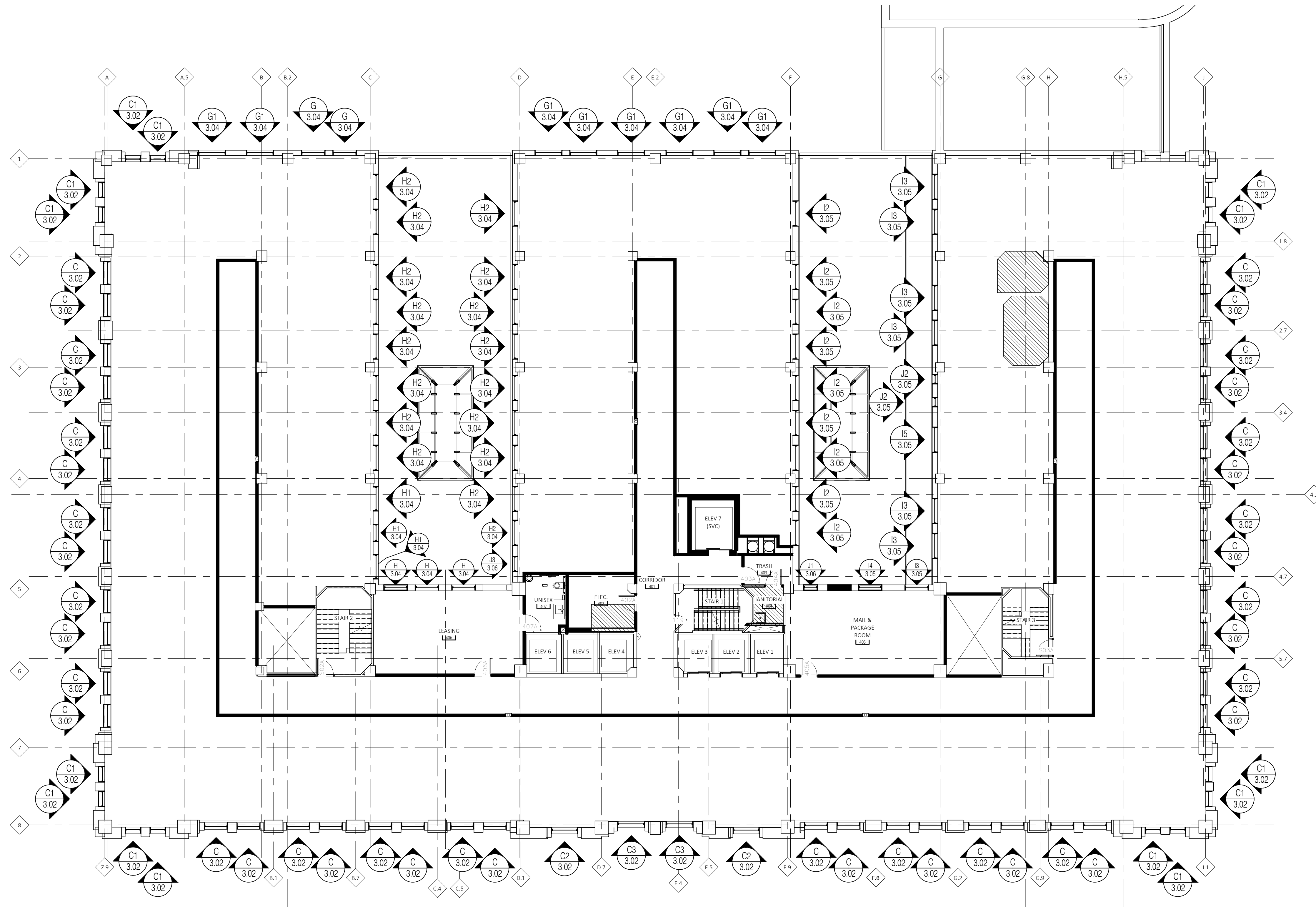
Drawing Title

Floor Plans


Scale: As Noted

Sheet Number

1.02



4th Floor  
Floor Plan  
Scale: 3/32" = 1' - 0"  
Arch Ref: None



Environmental Glass, Inc.  
12675 Marlin Drive  
Redford, Michigan 48239  
Phone: (734) 261-1930 | Fax: (734) 261-5590

**IMPORTANT**  
These Shop Drawings are our interpretation of the contract documents. It shall be the responsibility of the General Contractor (or Construction Manager) to review these drawings for compliance with the design intent and Contract Documents. When these drawings are returned with "Approved", "Approved as Noted" or "Reviewed" stamped on them, it shall constitute the General Contractors (or Construction Managers) and Architects agreement that the Shop Drawings do comply with the design intent and the Contract Documents.

**DO NOT SCALE PLANS**  
Copying, Printing, Software and other processes required to produce these prints can stretch or shrink the actual paper or layout. Therefore, scaling of this drawing may be inaccurate. Contact the Glazing Contractor for any additional dimensions or clarifications.

Shop Drawings Prepared By



Charrette Studios Inc.  
23581 Donaldson Street  
Clinton Township, Michigan 48035  
P: 586-790-4329 | F: 586-790-4346

CSI Project Information

Drawn By: Austin Domurat  
CSI Project No: 08012054

Architect  
Kraemer Design Group  
1420 Broadway  
Detroit, MI 48226

General Cntr. or Constuction Mgr.  
Turner Construction Company  
535 Griswold, Suite 1525  
Detroit, MI 48226

No.	Date	Subject
1	08-10-17	First Submittal

Project Name & Location

Detroit Free Press Building  
321 West Lafayette Street  
Detroit, MI 48226

Window Shop Drawings

Project Information


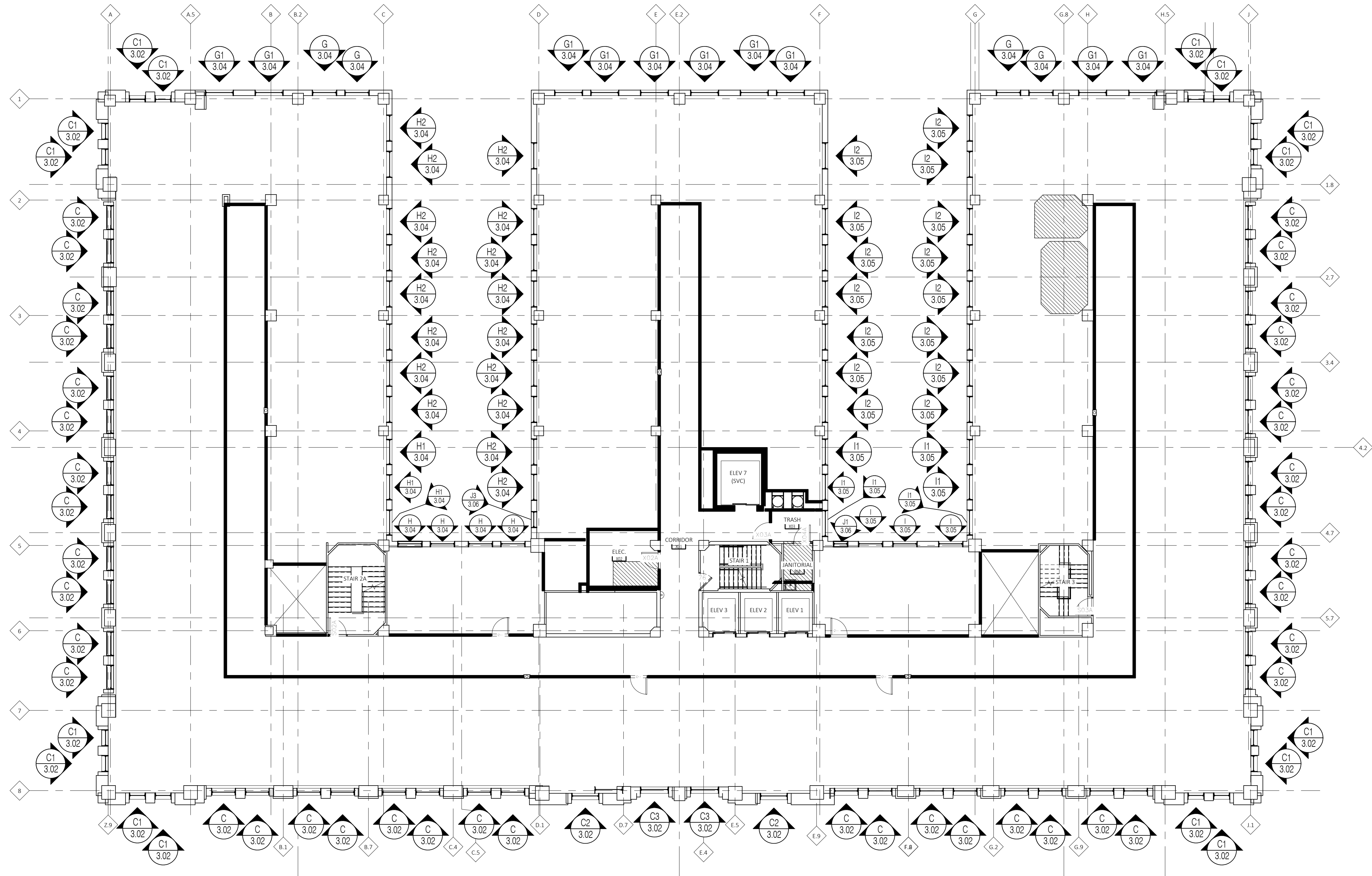
Project Manager: Ryan Snabes

Drawing Title  
Floor Plans


Scale: As Noted

Sheet Number

1.03



5th Floor  
Floor Plan  
Scale: 3/32" = 1' - 0"  
Arch Ref: None



Environmental Glass, Inc.  
12675 Marlin Drive  
Redford, Michigan 48239  
Phone: (734) 261-1930 | Fax: (734) 261-5590

**IMPORTANT**  
These Shop Drawings are our interpretation of the contract documents. It shall be the responsibility of the General Contractor (or Construction Manager) to review these drawings for compliance with the design intent and Contract Documents. When these drawings are returned with "Approved", "Approved as Noted" or "Reviewed" stamped on them, it shall constitute the General Contractors (or Construction Managers) and Architects agreement that the Shop Drawings do comply with the design intent and the Contract Documents.

**DO NOT SCALE PLANS**  
Copying, Printing, Software and other processes required to produce these prints can stretch or shrink the actual paper or layout. Therefore, scaling of this drawing may be inaccurate. Contact the Glazing Contractor for any additional dimensions or clarifications.

Shop Drawings Prepared By



Charrette Studios Inc.  
23581 Donaldson Street  
Clinton Township, Michigan 48035  
P: 586-790-4329 | F: 586-790-4346

CSI Project Information

Drawn By: Austin Domurat  
CSI Project No: 08012054

Architect  
Kraemer Design Group  
1420 Broadway  
Detroit, MI 48226

General Cntr. or Constuction Mgr.  
Turner Construction Company  
535 Griswold, Suite 1525  
Detroit, MI 48226

No.	Date	Subject
1	08-10-17	First Submittal

Project Name & Location

Detroit Free Press Building  
321 West Lafayette Street  
Detroit, MI 48226

Window Shop Drawings

Project Information


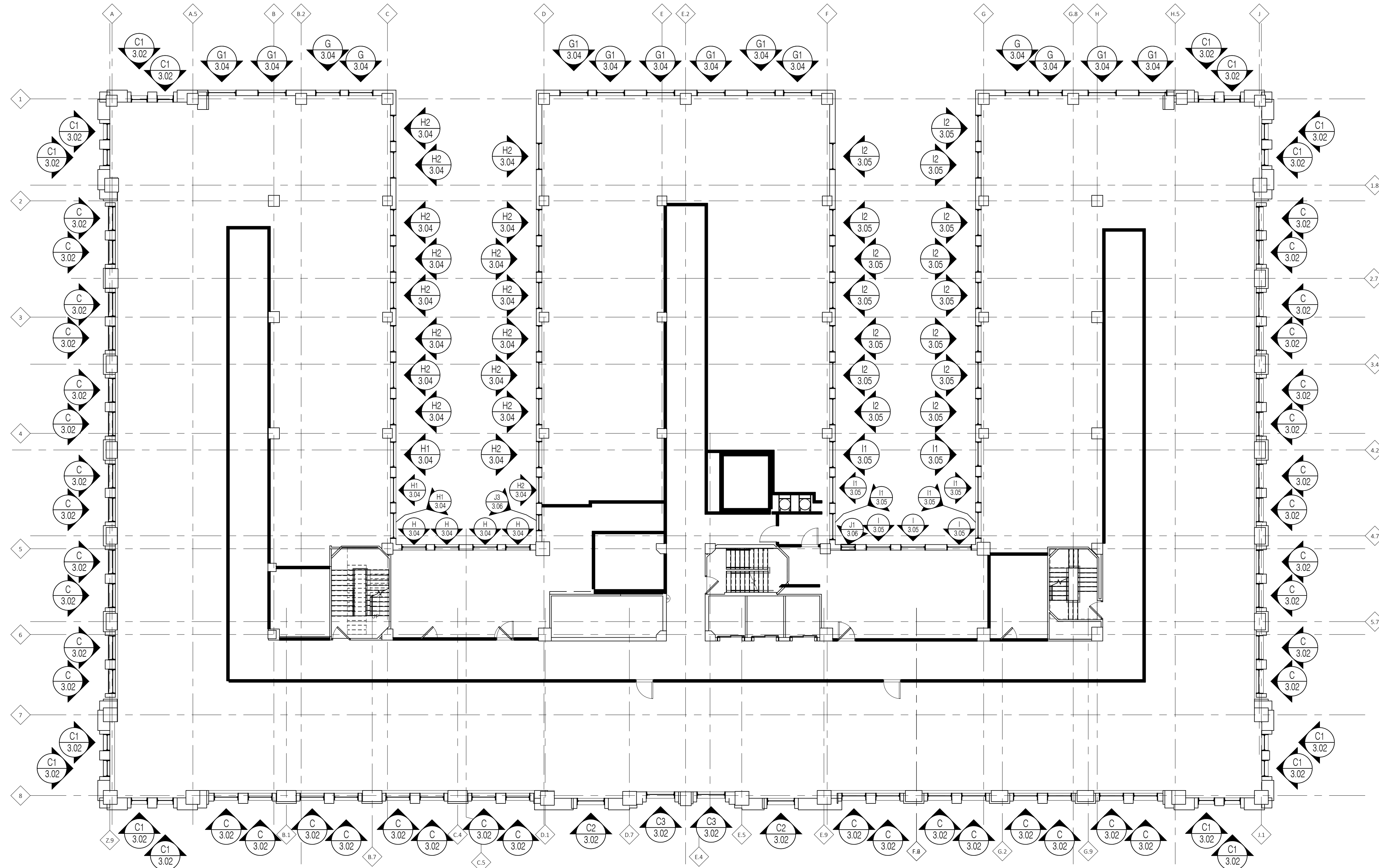
Project Manager: Ryan Snabes

Drawing Title  
Floor Plans


Scale: As Noted

Sheet Number

1.04



6th Floor  
Floor Plan  
Scale: 3/32" = 1' - 0"  
Arch Ref: None



Environmental Glass, Inc.  
12675 Marlin Drive  
Redford, Michigan 48239  
Phone: (734) 261-1930 | Fax: (734) 261-5590

**IMPORTANT**  
These Shop Drawings are our interpretation of the contract documents. It shall be the responsibility of the General Contractor (or Construction Manager) to review these drawings for compliance with the design intent and Contract Documents. When these drawings are returned with "Approved", "Approved as Noted" or "Reviewed" stamped on them, it shall constitute the General Contractors (or Construction Managers) and Architects agreement that the Shop Drawings do comply with the design intent and the Contract Documents.

**DO NOT SCALE PLANS**  
Copying, Printing, Software and other processes required to produce these prints can stretch or shrink the actual paper or layout. Therefore, scaling of this drawing may be inaccurate. Contact the Glazing Contractor for any additional dimensions or clarifications.

Shop Drawings Prepared By



Charrette Studios Inc.  
23581 Donaldson Street  
Clinton Township, Michigan 48035  
P: 586-790-4329 | F: 586-790-4346

**CSI Project Information**  
Drawn By: Austin Domurat  
CSI Project No: 08012054

**Architect**  
Kraemer Design Group  
1420 Broadway  
Detroit, MI 48226

**General Cntr. or Constuction Mgr.**  
Turner Construction Company  
535 Griswold, Suite 1525  
Detroit, MI 48226

No.	Date	Subject
1	08-10-17	First Submittal

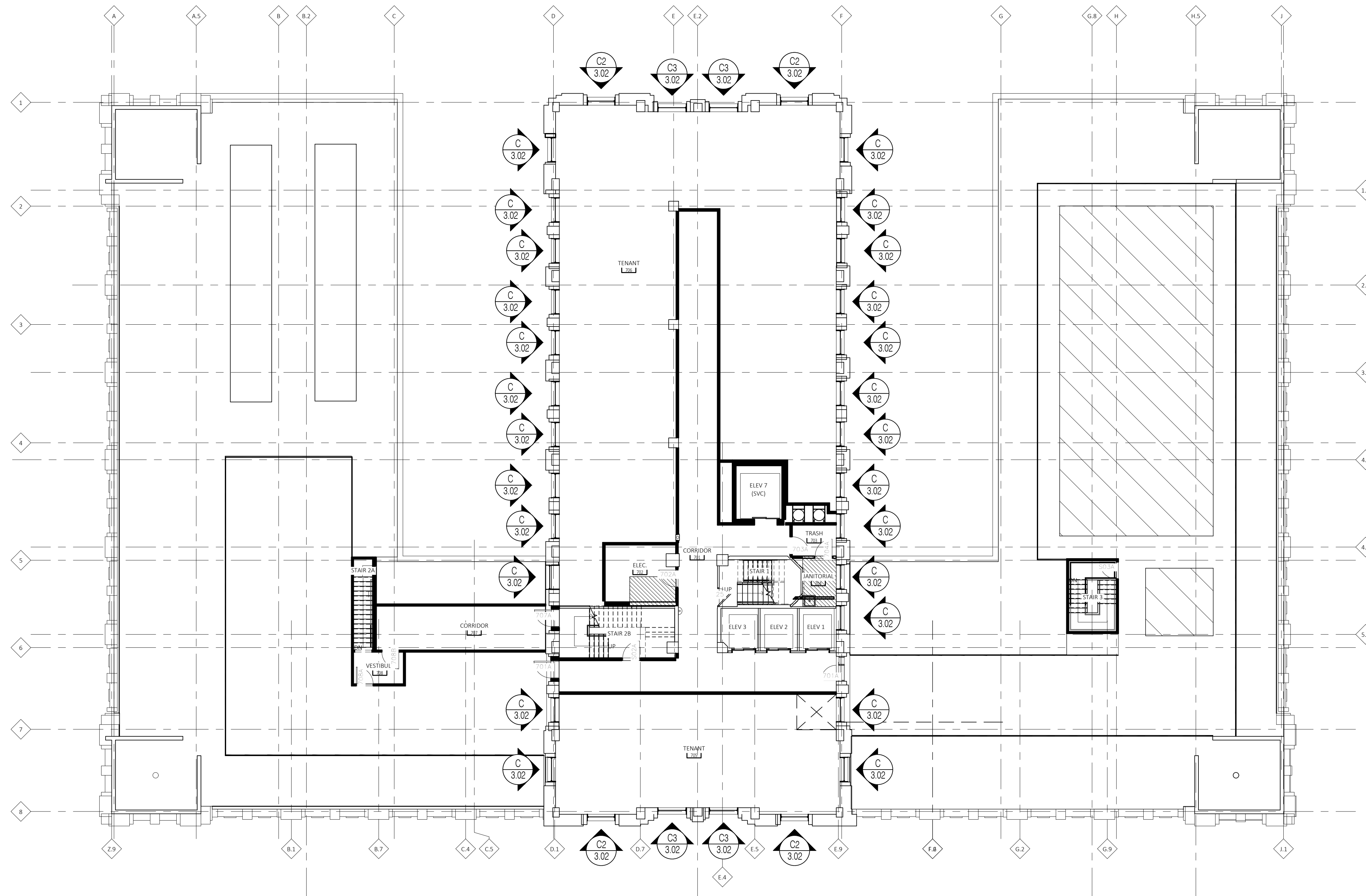
**Project Name & Location**  
  
Detroit Free Press Building  
  
321 West Lafayette Street  
Detroit, MI 48226  
  
Window Shop Drawings

**Project Information**  
Project Manager: Ryan Snabes


**Drawing Title**  
Floor Plans

Scale: As Noted

**Sheet Number**  
1.05



7th Floor  
Floor Plan  
Scale: 3/32" = 1' - 0"  
Arch Ref: None



Environmental Glass, Inc.  
12675 Marlin Drive  
Redford, Michigan 48239  
Phone: (734) 261-1930 | Fax: (734) 261-5590

**IMPORTANT**  
These Shop Drawings are our interpretation of the contract documents. It shall be the responsibility of the General Contractor (or Construction Manager) to review these drawings for compliance with the design intent and Contract Documents. When these drawings are returned with "Approved", "Approved as Noted" or "Reviewed" stamped on them, it shall constitute the General Contractors (or Construction Managers) and Architects agreement that the Shop Drawings do comply with the design intent and the Contract Documents.

**DO NOT SCALE PLANS**  
Copying, Printing, Software and other processes required to produce these prints can stretch or shrink the actual paper or layout. Therefore, scaling of this drawing may be inaccurate. Contact the Glazing Contractor for any additional dimensions or clarifications.

Shop Drawings Prepared By



Charrette Studios Inc.  
23581 Donaldson Street  
Clinton Township, Michigan 48035  
P: 586-790-4329 | F: 586-790-4346

CSI Project Information

Drawn By: Austin Domurat  
CSI Project No: 08012054

Architect  
Kraemer Design Group  
1420 Broadway  
Detroit, MI 48226

General Cntr. or Constuction Mgr.  
Turner Construction Company  
535 Griswold, Suite 1525  
Detroit, MI 48226

Issue & Revision Dates		
No.	Date	Subject
1	08-10-17	First Submittal

Project Name & Location

Detroit Free Press Building  
321 West Lafayette Street  
Detroit, MI 48226

Window Shop Drawings

Project Information


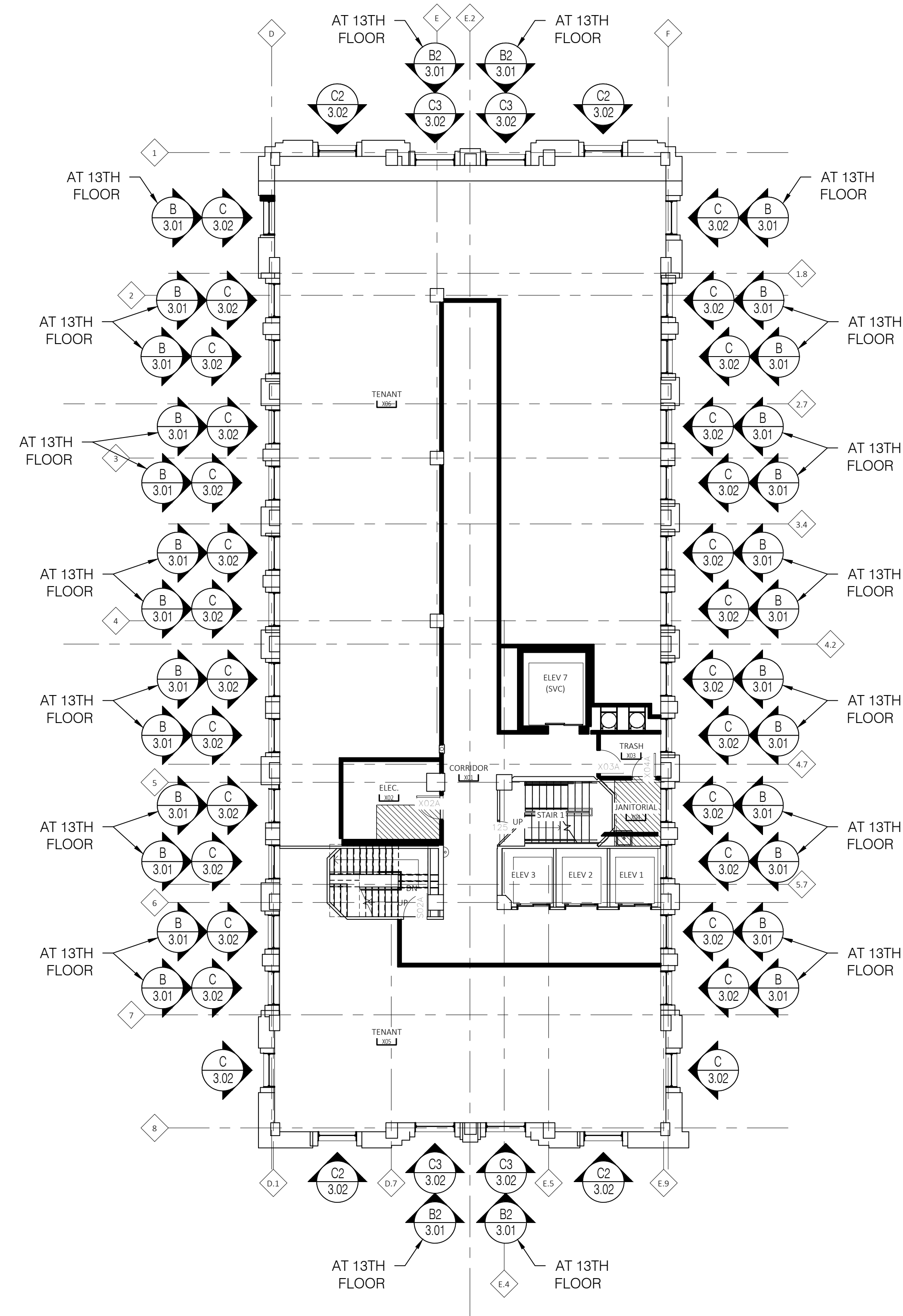
Project Manager: Ryan Snabes

Drawing Title  
Floor Plans

Scale: As Noted

Sheet Number


1.06



# 8th-13th Floor Floor Plan

Scale: 3/32" = 1' - 0"

Arch Ref: None



Environmental Glass, Inc.

12675 Marlin Drive  
Redford, Michigan 48239  
Phone: (734) 261-1930 | Fax: (734) 261-5590

## IMPORTANT

These Shop Drawings are our interpretation of the contract documents. It shall be the responsibility of the General Contractor (or Construction Manager) to review these drawings for compliance with the design intent and Contract Documents.

When these drawings are returned with "Approved", "Approved as Noted" or "Reviewed" stamped on them, it shall constitute the General Contractors (or Construction Managers) and Architects agreement that the Shop Drawings do comply with the design intent and the Contract Documents.

## DO NOT SCALE PLANS

Copying, Printing, Software and other processes required to produce these prints can stretch or shrink the actual paper or layout.

Therefore, scaling of this drawing may be inaccurate. Contact the Glazing Contractor for any additional dimensions or clarifications.

Shop Drawings Prepared By



Charrette Studios Inc.  
23581 Donaldson Street  
Clinton Township, Michigan 48035  
P: 586-790-4329 | F: 586-790-4346

## CSI Project Information

Drawn By: Austin Domurat  
CSI Project No: 08012054

## Architect

Kraemer Design Group  
1420 Broadway  
Detroit, MI 48226

## General Cntr. or Constuction Mgr.

Turner Construction Company  
535 Griswold, Suite 1525  
Detroit, MI 48226

## Issue & Revision Dates

No.	Date	Subject
1	08-10-17	First Submittal

## Project Name & Location

Detroit Free Press Building

321 West Lafayette Street  
Detroit, MI 48226

Window Shop Drawings

## Project Information

Project Manager: Ryan Snabes

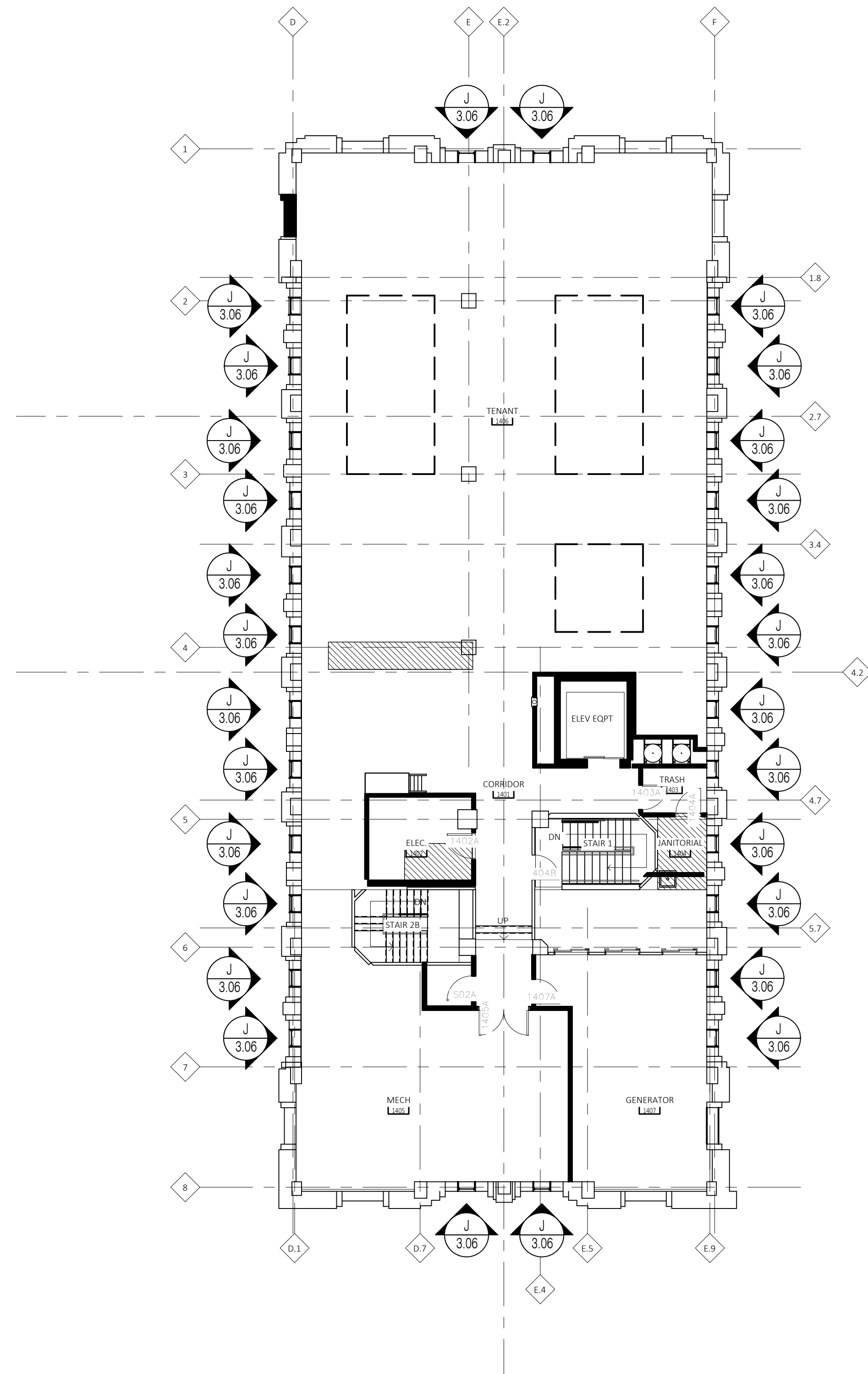
## Drawing Title

Floor Plans

Scale: As Noted


## Sheet Number

1.07



14th Floor  
Floor Plan

Scale: 3/32" = 1' - 0"  
Arch Ref: None



Environmental Glass, Inc.  
12675 Marlin Drive  
Redford, Michigan 48239  
Phone: (734) 261-1930 | Fax: (734) 261-5590

**IMPORTANT**  
These Shop Drawings are our interpretation of the contract documents. It shall be the responsibility of the General Contractor (or Construction Manager) to review these drawings for compliance with the design intent and Contract Documents.  
When these drawings are returned with "Approved", "Approved as Noted" or "Reviewed" stamped on them, it shall constitute the General Contractors (or Construction Managers) and Architects agreement that the Shop Drawings do comply with the design intent and the Contract Documents.

**DO NOT SCALE PLANS**  
Copying, Printing, Software and other processes required to produce these prints can stretch or shrink the actual paper or layout.  
Therefore, scaling of this drawing may be inaccurate. Contact the Glazing Contractor for any additional dimensions or clarifications.

Shop Drawings Prepared By



Charrette Studios Inc.  
23581 Donaldson Street  
Clinton Township, Michigan 48035  
P: 586-790-4329 | F: 586-790-4346

CSI Project Information

Drawn By: Austin Domurat  
CSI Project No: 08012054

Architect

Kraemer Design Group  
1420 Broadway  
Detroit, MI 48226

General Cntr. or Constuction Mgr.

Turner Construction Company  
535 Griswold, Suite 1525  
Detroit, MI 48226

Issue & Revision Dates

No.	Date	Subject
1	08-10-17	First Submittal

Project Name & Location

Detroit Free Press Building  
321 West Lafayette Street  
Detroit, MI 48226

Window Shop Drawings

Project Information

Project Manager: Ryan Snabes

Drawing Title

Floor Plans

Scale: As Noted

Sheet Number

1.08



These Shop Drawings are our interpretation of the contract documents. It shall be the responsibility of the General Contractor (or Construction Manager) to review these drawings for compliance with the design intent and Contract Documents.

When these drawings are returned with "Approved", "Approved as Noted" or "Reviewed" stamped on them, it shall constitute the General Contractors (or Construction Managers) and Architects agreement that the Shop Drawings do comply with the design intent and the Contract Documents.

Copying, Printing, Software and other processes required to produce these prints can stretch or shrink the actual paper or layout.  
Therefore, scaling of this drawing may be inaccurate. Contact the Glazing Contractor for any additional dimensions or clarifications.

Charrette Studios Inc.  
23581 Donaldson Street  
Clinton Township, Michigan 48035  
P: 586-790-4329 | F: 586-790-4346

Drawn By: Austin Domurat  
CSI Project No: 08012054

Architect  
Kraemer Design Group  
1420 Broadway  
Detroit, MI 48226

General Cntr. or Constuction Mgr.  
Turner Construction Company  
535 Griswold, Suite 1525  
Detroit, MI 48226

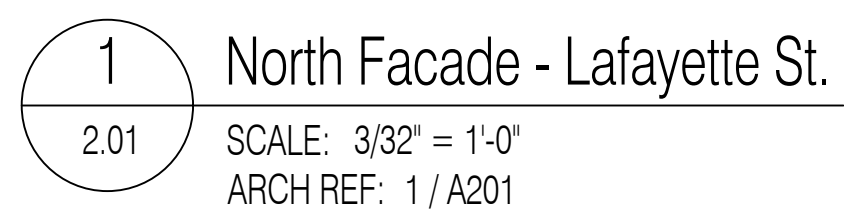
Issue & Revision Dates		
No.	Date	Subject
1	08-10-17	First Submittal

321 West Lafayette Street  
Detroit, MI 48226



Project Manager:	Ryan Snabes
------------------	-------------

Scale: As Noted

2.01



North Facade - Lafayette St.



Environmental Glass, Inc.  
12675 Marlin Drive  
Redford, Michigan 48239  
Phone: (734) 261-1930 | Fax: (734) 261-5590

**IMPORTANT**  
These Shop Drawings are our interpretation of the contract documents. It shall be the responsibility of the General Contractor (or Construction Manager) to review these drawings for compliance with the design intent and Contract Documents. When these drawings are returned with "Approved", "Approved as Noted" or "Reviewed" stamped on them, it shall constitute the General Contractors (or Construction Managers) and Architects agreement that the Shop Drawings do comply with the design intent and the Contract Documents.

**DO NOT SCALE PLANS**  
Copying, Printing, Software and other processes required to produce these prints can stretch or shrink the actual paper or layout. Therefore, scaling of this drawing may be inaccurate. Contact the Glazing Contractor for any additional dimensions or clarifications.

Shop Drawings Prepared By



Charrette Studios Inc.  
23581 Donaldson Street  
Clinton Township, Michigan 48035  
P: 586-790-4329 | F: 586-790-4346

**CSI Project Information**  
Drawn By: Austin Domurat  
CSI Project No: 08012054

**Architect**  
Kraemer Design Group  
1420 Broadway  
Detroit, MI 48226

**General Cntr. or Constuction Mgr.**  
Turner Construction Company  
535 Griswold, Suite 1525  
Detroit, MI 48226


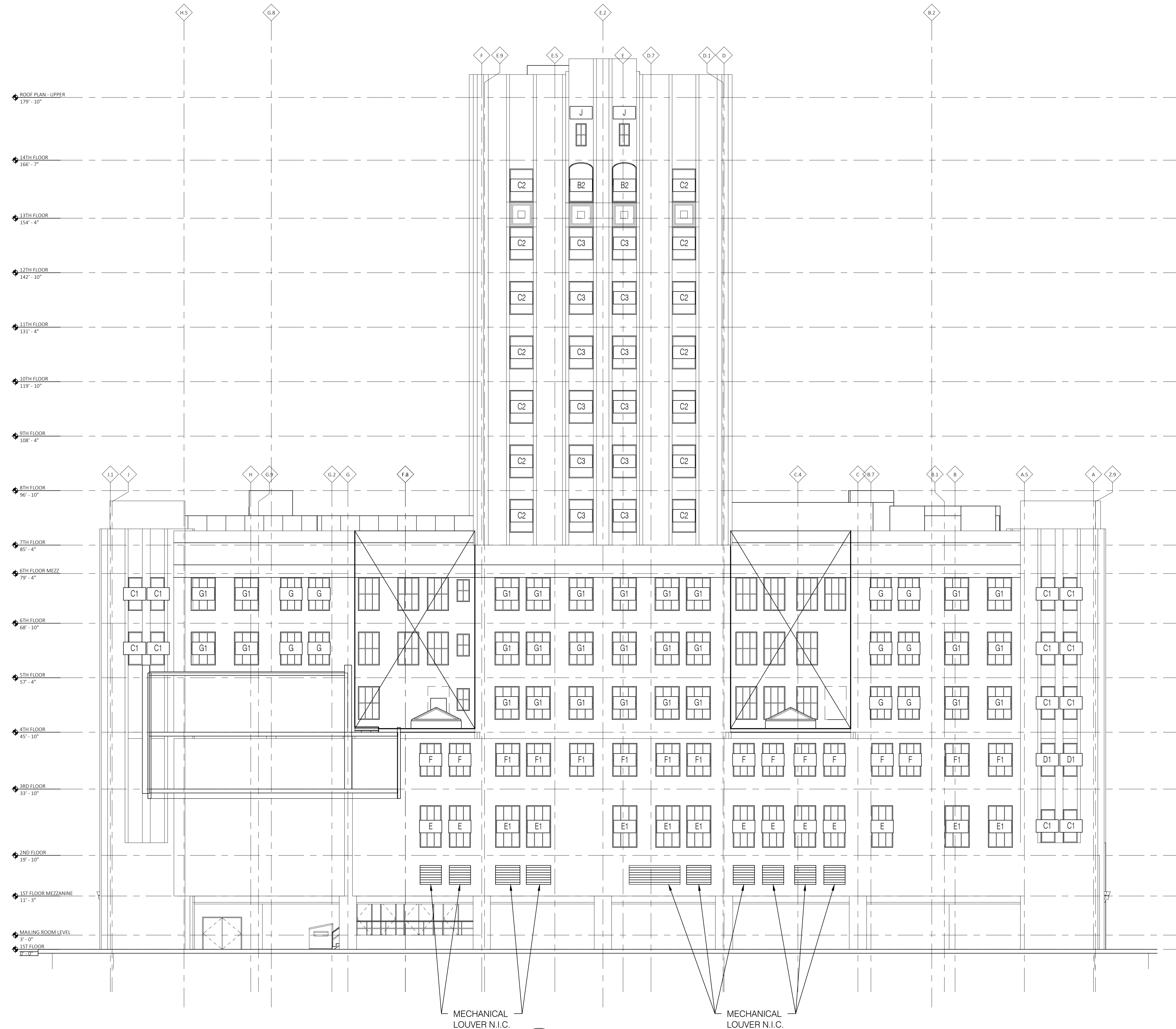
No.	Date	Subject
1	08-10-17	First Submittal

**Project Name & Location**  
  
Detroit Free Press Building  
  
321 West Lafayette Street  
Detroit, MI 48226  
  
Window Shop Drawings

**Project Information**  
Project Manager: Ryan Snabes

**Drawing Title**  
Building Elevations  
  
Scale: As Noted

**Sheet Number**  
2.02



Environmental Glass, Inc.

12675 Marlin Drive  
Redford, Michigan 48239  
Phone: (734) 261-1930 | Fax: (734) 261-5590

IMPORTANT

These Shop Drawings are our interpretation of the contract documents. It shall be the responsibility of the General Contractor (or Construction Manager) to review these drawings for compliance with the design intent and Contract Documents. When these drawings are returned with "Approved", "Approved as Noted" or "Reviewed" stamped on them, it shall constitute the General Contractors (or Construction Managers) and Architects agreement that the Shop Drawings do comply with the design intent and the Contract Documents.

DO NOT SCALE PLANS

Copying, Printing, Software and other processes required to produce these prints can stretch or shrink the actual paper or layout. Therefore, scaling of this drawing may be inaccurate. Contact the Glazing Contractor for any additional dimensions or clarifications.

Shop Drawings Prepared By



Charrette Studios Inc.  
23581 Donaldson Street  
Clinton Township, Michigan 48035  
P: 586-790-4329 | F: 586-790-4346

CSI Project Information

Drawn By: Austin Domurat  
CSI Project No: 08012054

Architect

Kraemer Design Group  
1420 Broadway  
Detroit, MI 48226

General Cntr. or Constuction Mgr.

Turner Construction Company  
535 Griswold, Suite 1525  
Detroit, MI 48226

Issue & Revision Dates

No.	Date	Subject
1	08-10-17	First Submittal

Project Name & Location

Detroit Free Press Building

321 West Lafayette Street  
Detroit, MI 48226

Window Shop Drawings

Project Information

Project Manager: Ryan Snabes

Drawing Title


Building Elevations

Scale:


As Noted

Sheet Number

2.03



4 East Facade - Washington Blvd.  
SCALE: 3/32" = 1'-0"  
ARCH REF: 1/A204



Environmental Glass, Inc.  
12675 Marlin Drive  
Redford, Michigan 48239  
Phone: (734) 261-1930 | Fax: (734) 261-5590

**IMPORTANT**  
These Shop Drawings are our interpretation of the contract documents. It shall be the responsibility of the General Contractor (or Construction Manager) to review these drawings for compliance with the design intent and Contract Documents. When these drawings are returned with "Approved", "Approved as Noted" or "Reviewed" stamped on them, it shall constitute the General Contractors (or Construction Managers) and Architects agreement that the Shop Drawings do comply with the design intent and the Contract Documents.

**DO NOT SCALE PLANS**  
Copying, Printing, Software and other processes required to produce these prints can stretch or shrink the actual paper or layout. Therefore, scaling of this drawing may be inaccurate. Contact the Glazing Contractor for any additional dimensions or clarifications.

Shop Drawings Prepared By



Charrette Studios Inc.  
23581 Donaldson Street  
Clinton Township, Michigan 48035  
P: 586-790-4329 | F: 586-790-4346

CSI Project Information

Drawn By: Austin Domurat  
CSI Project No: 08012054

Architect  
Kraemer Design Group  
1420 Broadway  
Detroit, MI 48226

General Cntr. or Constuction Mgr.  
Turner Construction Company  
535 Griswold, Suite 1525  
Detroit, MI 48226

No.	Date	Subject
1	08-10-17	First Submittal

Project Name & Location

Detroit Free Press Building  
321 West Lafayette Street  
Detroit, MI 48226

Window Shop Drawings

Project Information

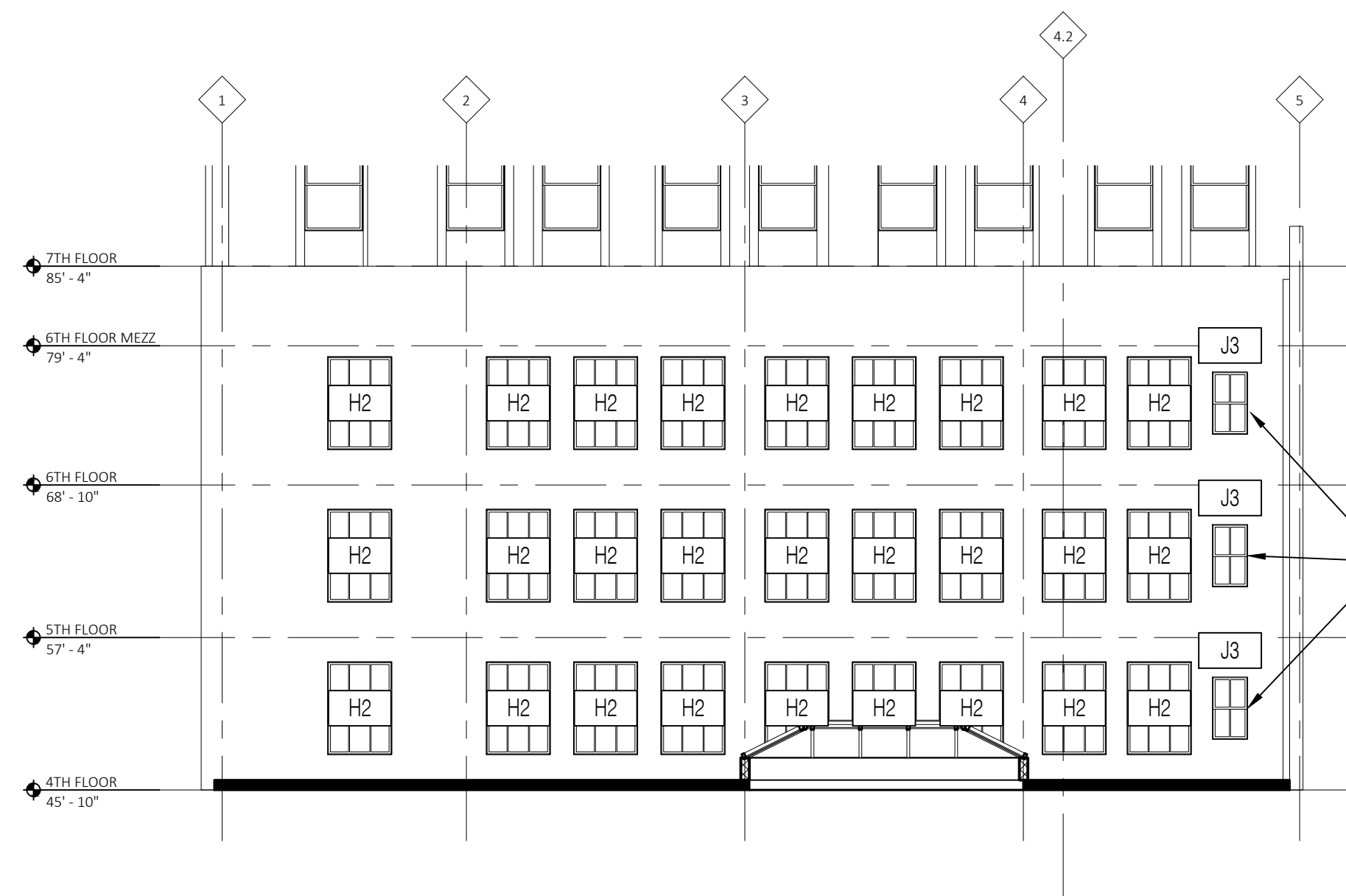
Project Manager: Ryan Snabes

Drawing Title  
Building Elevations

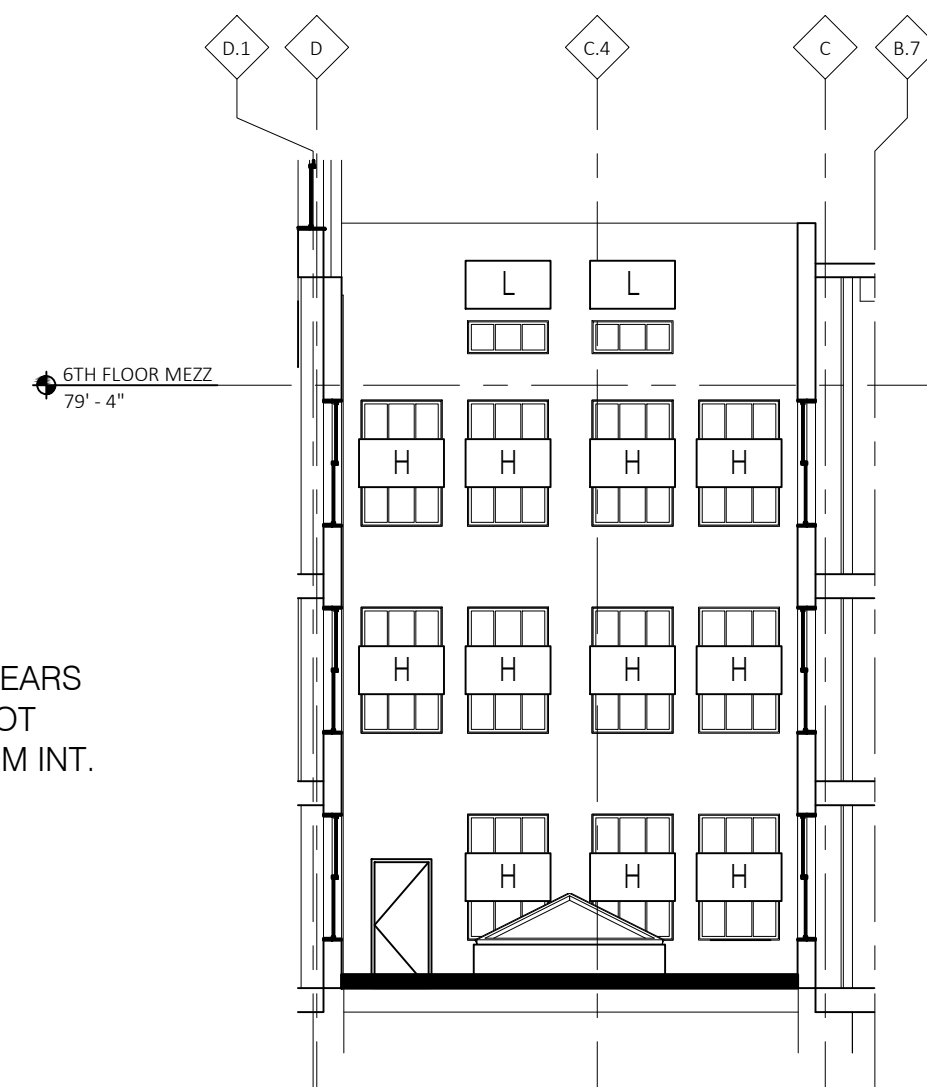
Scale: As Noted

Sheet Number

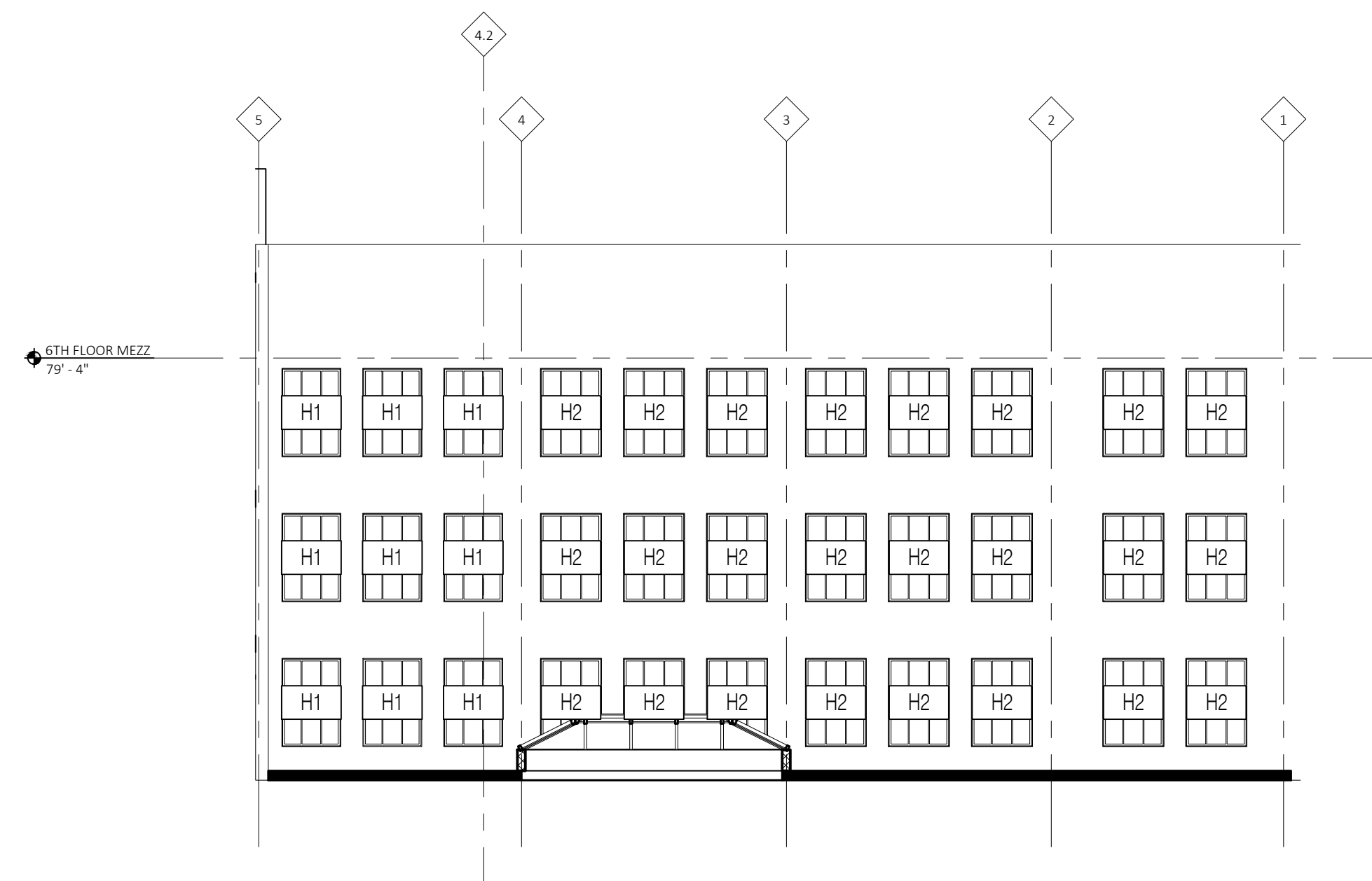
2.04



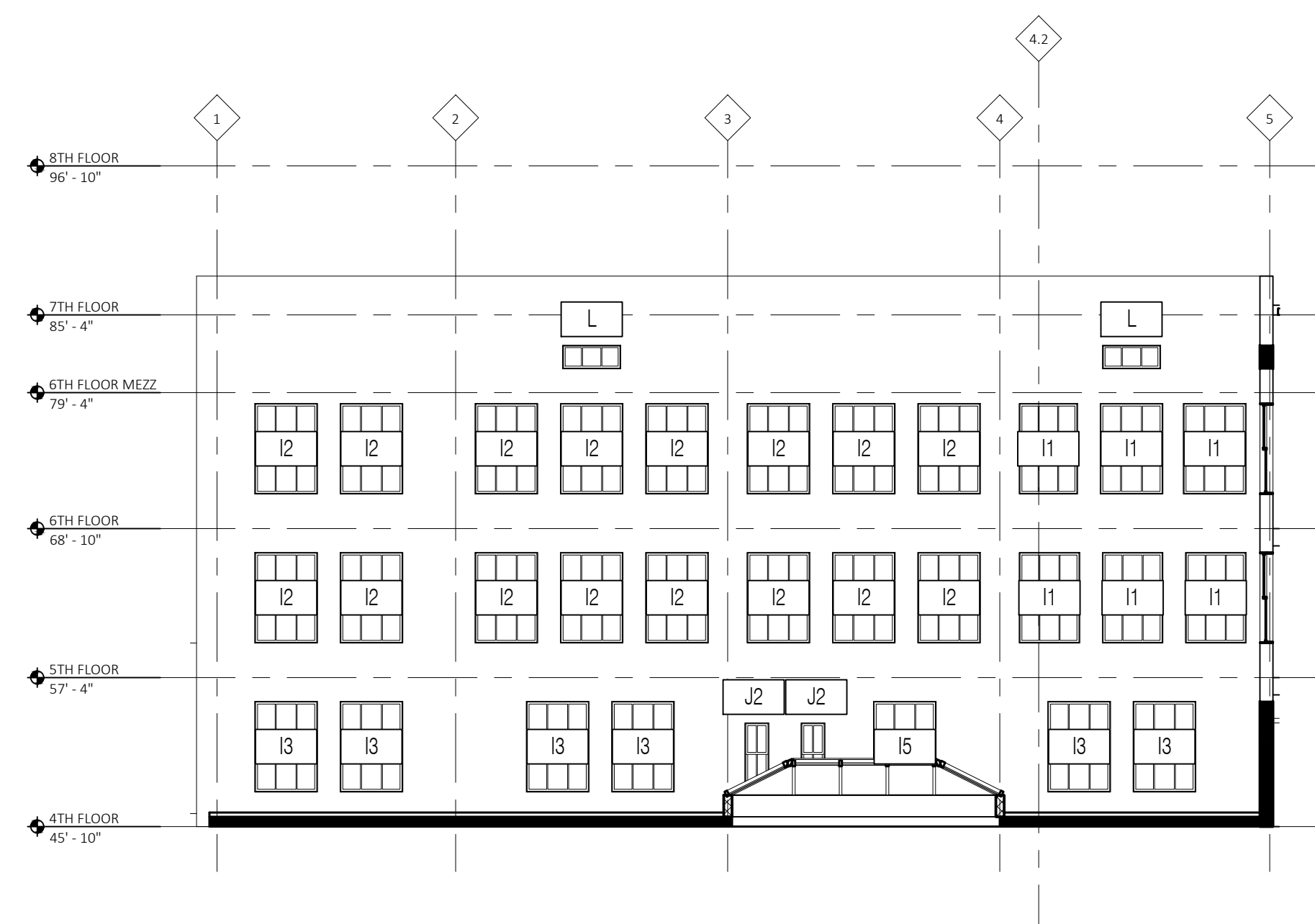
5 East Court - East Facade  
2.05 SCALE: 3/32" = 1'-0"  
ARCH REF: 3 / A205



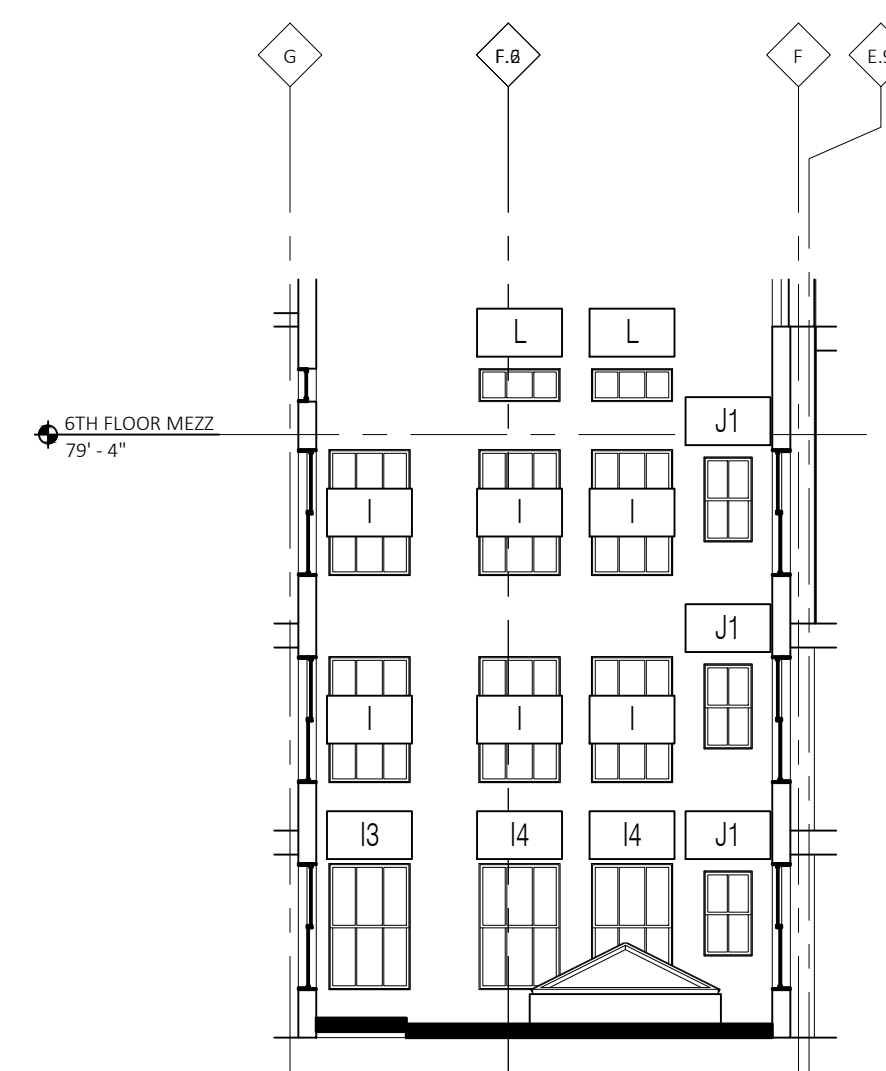
6 East Court - South Facade  
2.05 SCALE: 3/32" = 1'-0"  
ARCH REF: 2 / A205



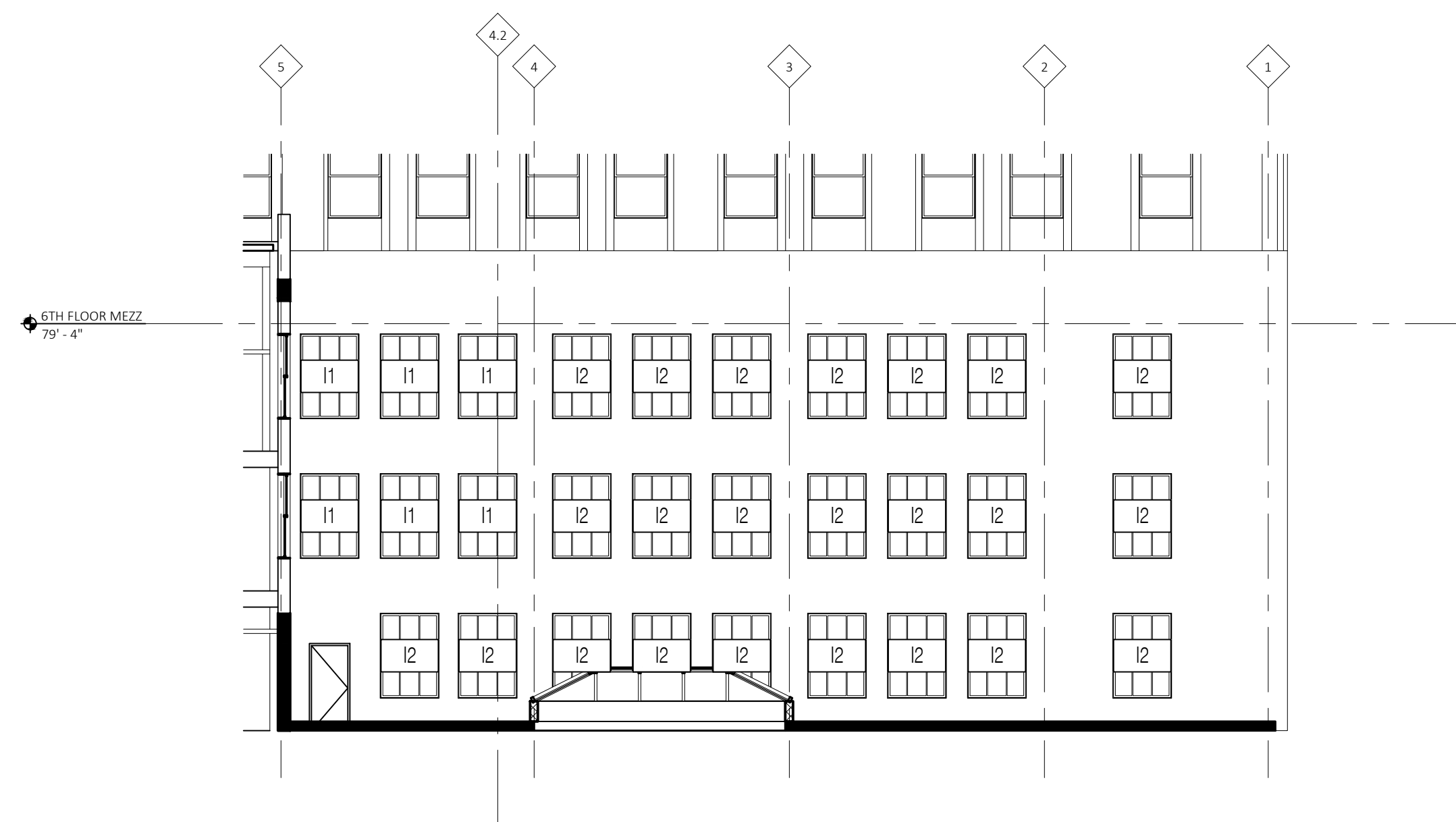
7 East Court - West Facade  
2.05 SCALE: 3/32" = 1'-0"  
ARCH REF: 1 / A205




5 East Court - East Facade  
2.05 SCALE: 3/32" = 1'-0"  
ARCH REF: 3 / A205



6 East Court - South Facade  
2.05 SCALE: 3/32" = 1'-0"  
ARCH REF: 2 / A205



7 East Court - West Facade  
2.05 SCALE: 3/32" = 1'-0"  
ARCH REF: 1 / A205



Environmental Glass, Inc.  
12675 Marlin Drive  
Redford, Michigan 48239  
Phone: (734) 261-1930 | Fax: (734) 261-5590

**IMPORTANT**  
These Shop Drawings are our interpretation of the contract documents. It shall be the responsibility of the General Contractor (or Construction Manager) to review these drawings for compliance with the design intent and Contract Documents. When these drawings are returned with "Approved", "Approved as Noted" or "Reviewed" stamped on them, it shall constitute the General Contractors (or Construction Managers) and Architects agreement that the Shop Drawings do comply with the design intent and the Contract Documents.

**DO NOT SCALE PLANS**  
Copying, Printing, Software and other processes required to produce these prints can stretch or shrink the actual paper or layout. Therefore, scaling of this drawing may be inaccurate. Contact the Glazing Contractor for any additional dimensions or clarifications.

Shop Drawings Prepared By



Charrette Studios Inc.  
23581 Donaldson Street  
Clinton Township, Michigan 48035  
P: 586-790-4329 | F: 586-790-4346

**CSI Project Information**  
Drawn By: Austin Domurat  
CSI Project No: 08012054

**Architect**  
Kraemer Design Group  
1420 Broadway  
Detroit, MI 48226

**General Cntr. or Constuction Mgr.**  
Turner Construction Company  
535 Griswold, Suite 1525  
Detroit, MI 48226

**Issue & Revision Dates**  
No. Date Subject  
1 08-10-17 First Submittal

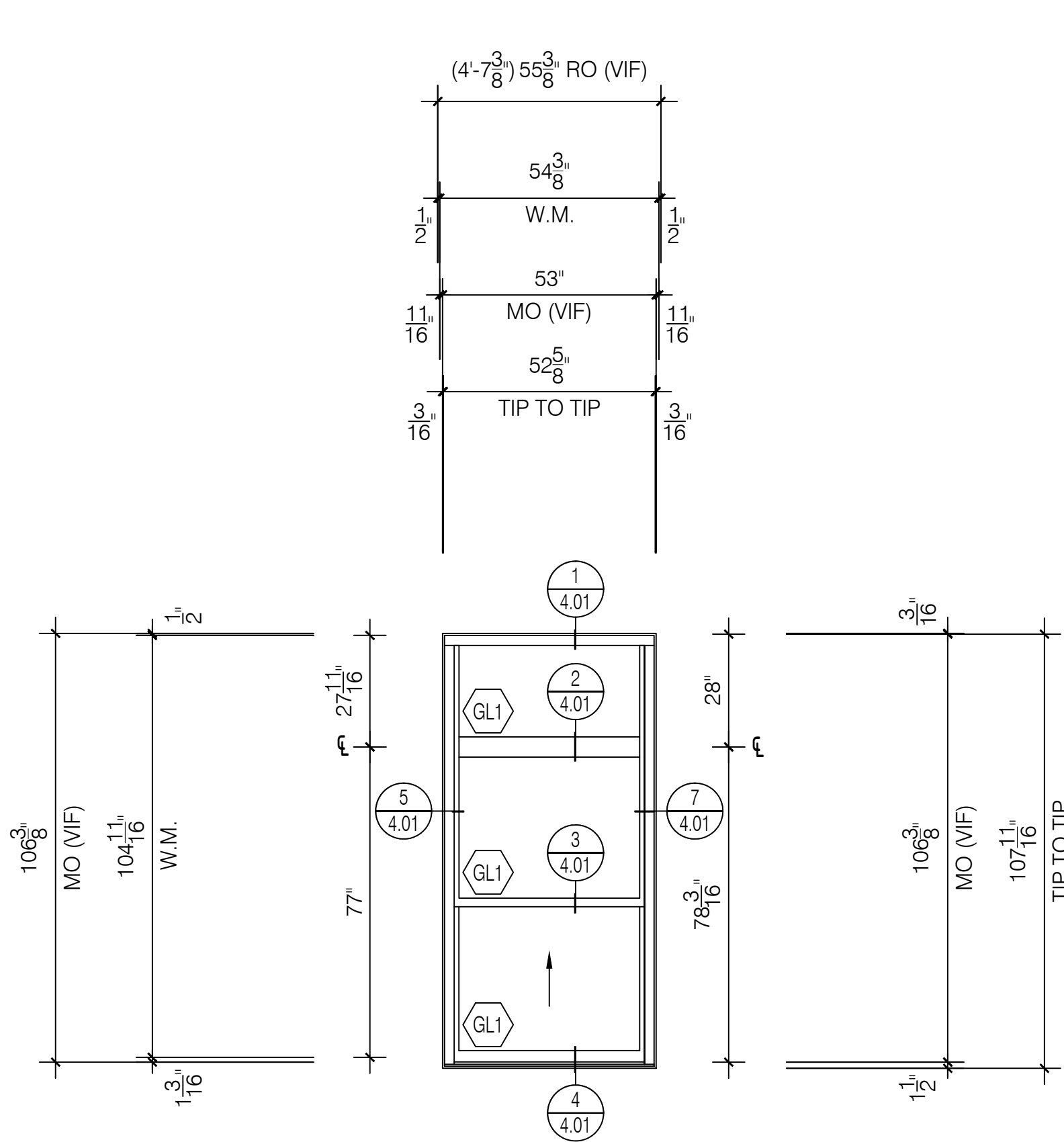
**Project Name & Location**  
  
Detroit Free Press Building  
  
321 West Lafayette Street  
Detroit, MI 48226  
  
Window Shop Drawings

**Project Information**  
Project Manager: Ryan Snabes

**Drawing Title**  
Building Elevations

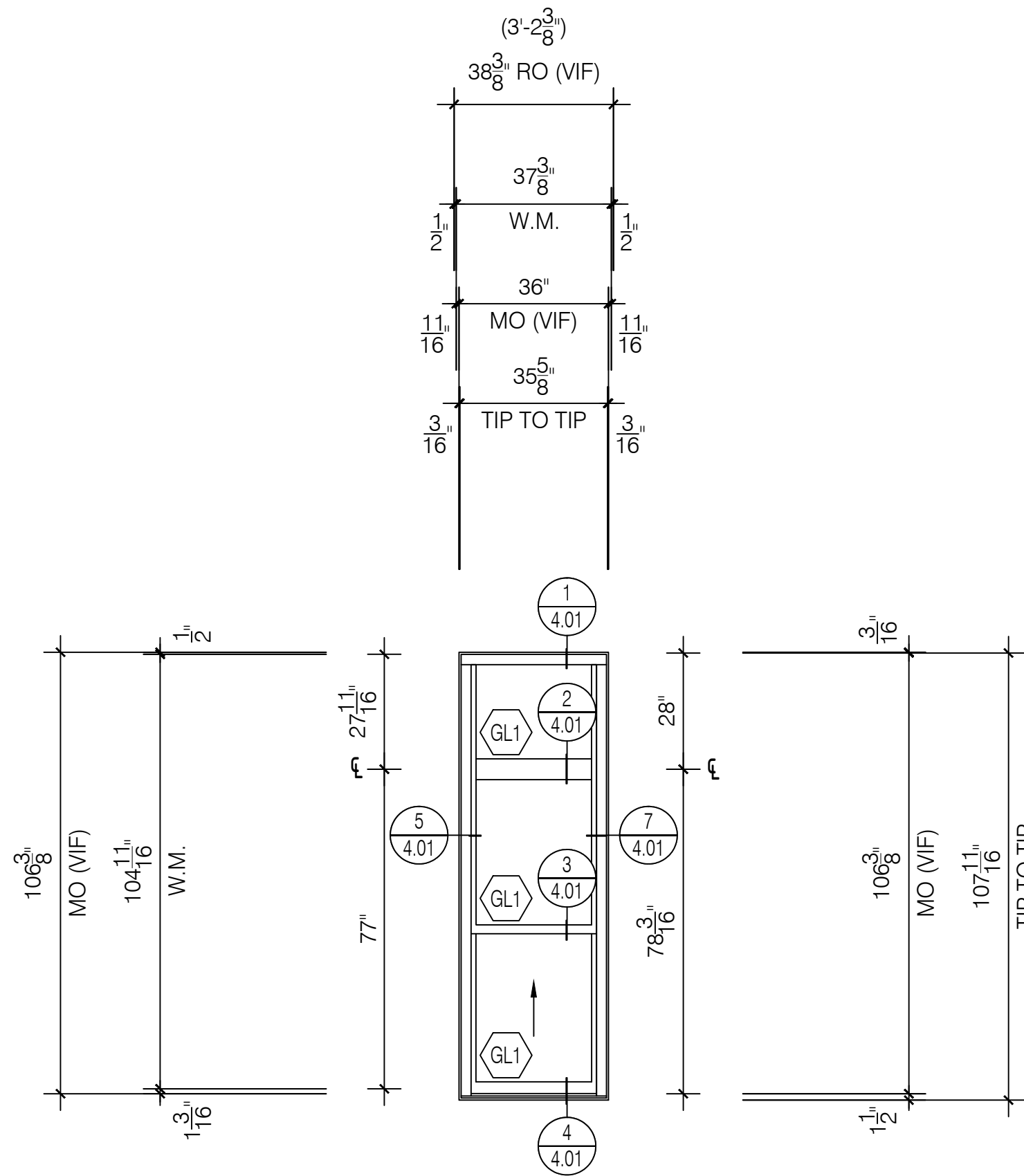
Scale: As Noted

**Sheet Number**  
2.05



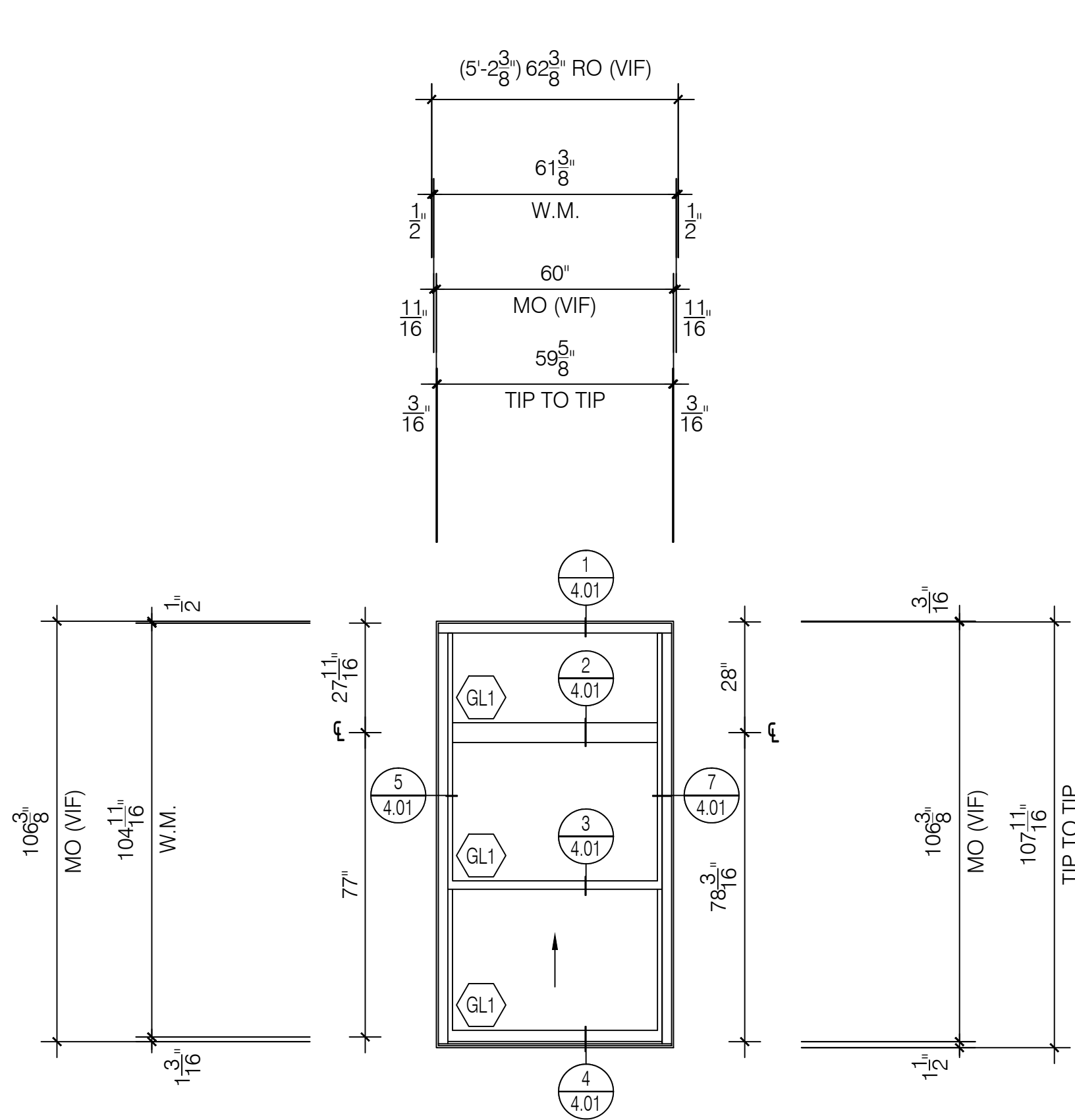
**A** Window Elevation  
Quaker H503 Series  
3 1/4" Single Hung System  
Scale: 3/8" = 1' - 0"  
Arch Ref: A / A601

Total: 40 Thus



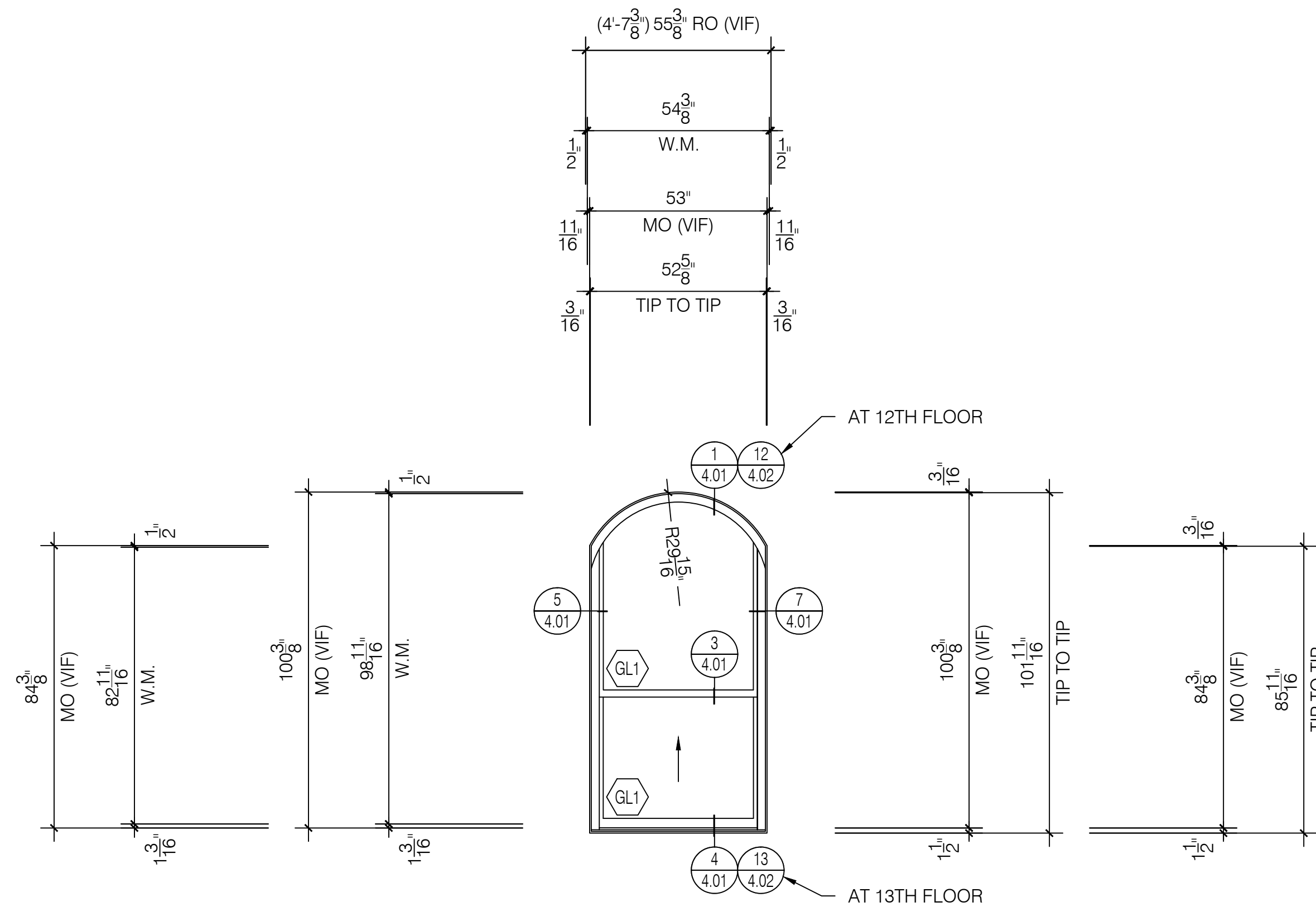
**A1** Window Elevation  
Quaker H503 Series  
3 1/4" Single Hung System  
Scale: 3/8" = 1' - 0"  
Arch Ref: A / A601

Total: 14 Thus



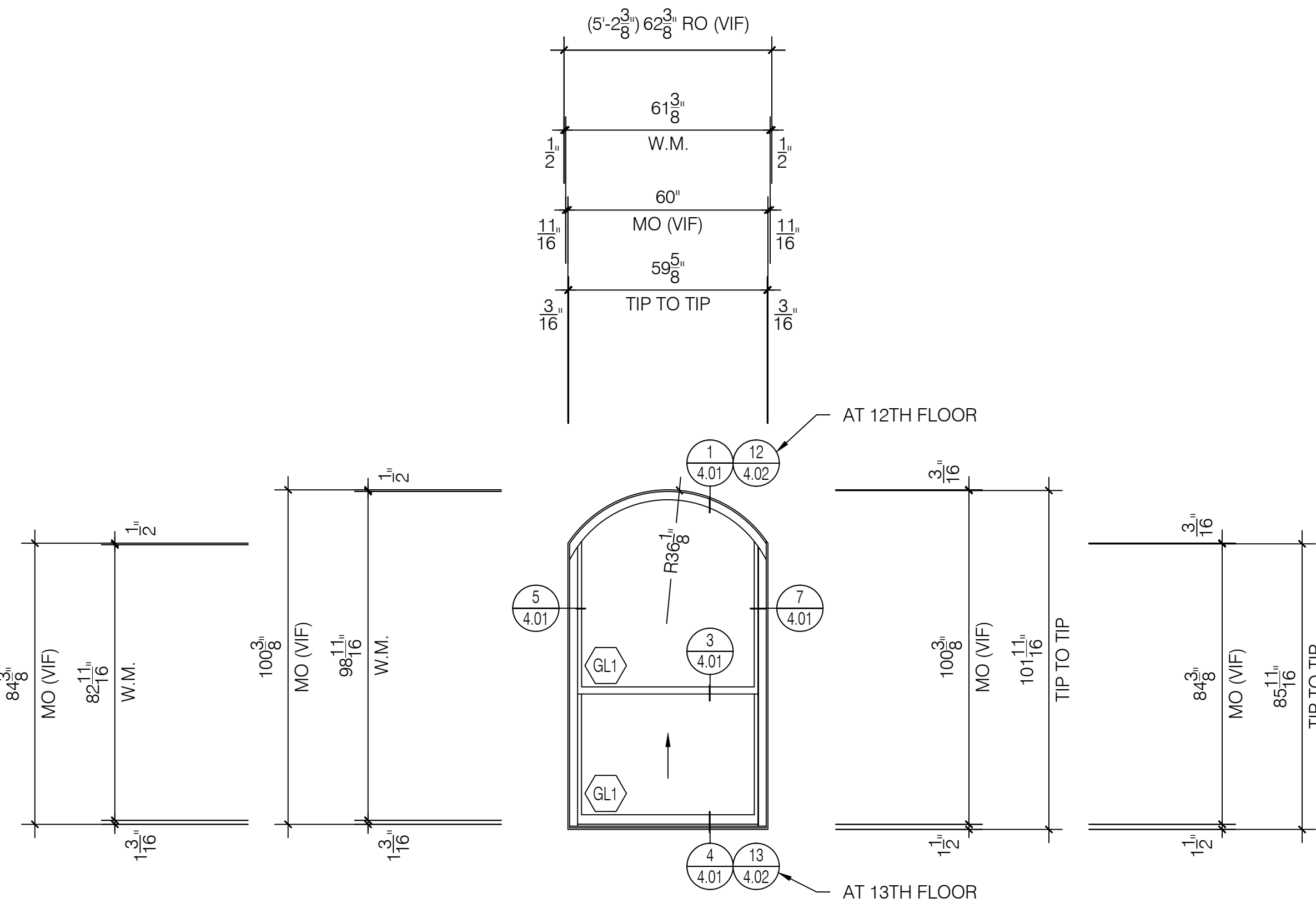
**A2** Window Elevation  
Quaker H503 Series  
3 1/4" Single Hung System  
Scale: 3/8" = 1' - 0"  
Arch Ref: A / A601

Total: 2 Thus




**B** Window Elevation  
Quaker H503 Series  
3 1/4" Single Hung System  
Scale: 3/8" = 1' - 0"  
Arch Ref: B / A601

Total: 24 Thus



**B2** Window Elevation  
Quaker H503 Series  
3 1/4" Single Hung System  
Scale: 3/8" = 1' - 0"  
Arch Ref: B / A601

Total: 4 Thus



Environmental Glass, Inc.  
12675 Marlin Drive  
Redford, Michigan 48239  
Phone: (734) 261-1930 | Fax: (734) 261-5590

IMPORTANT  
These Shop Drawings are our interpretation of the contract documents. It shall be the responsibility of the General Contractor (or Construction Manager) to review these drawings for compliance with the design intent and Contract Documents.  
When these drawings are returned with "Approved", "Approved as Noted" or "Reviewed" stamped on them, it shall constitute the General Contractors (or Construction Managers) and Architects agreement that the Shop Drawings do comply with the design intent and the Contract Documents.

DO NOT SCALE PLANS  
Copying, Printing, Software and other processes required to produce these prints can stretch or shrink the actual paper or layout.  
Therefore, scaling of this drawing may be inaccurate. Contact the Glazing Contractor for any additional dimensions or clarifications.

Shop Drawings Prepared By



Charrette Studios Inc.  
23581 Donaldson Street  
Clinton Township, Michigan 48035  
P: 586-790-4329 | F: 586-790-4346

CSI Project Information

Drawn By: Austin Domurat  
CSI Project No: 08012054

Architect

Kraemer Design Group  
1420 Broadway  
Detroit, MI 48226

General Cntr. or Constuction Mgr.

Turner Construction Company  
535 Griswold, Suite 1525  
Detroit, MI 48226

Issue & Revision Dates

No.	Date	Subject
1	08-10-17	First Submittal

Project Name & Location

Detroit Free Press Building

321 West Lafayette Street  
Detroit, MI 48226

Window Shop Drawings

Project Information

Project Manager: Ryan Snabes

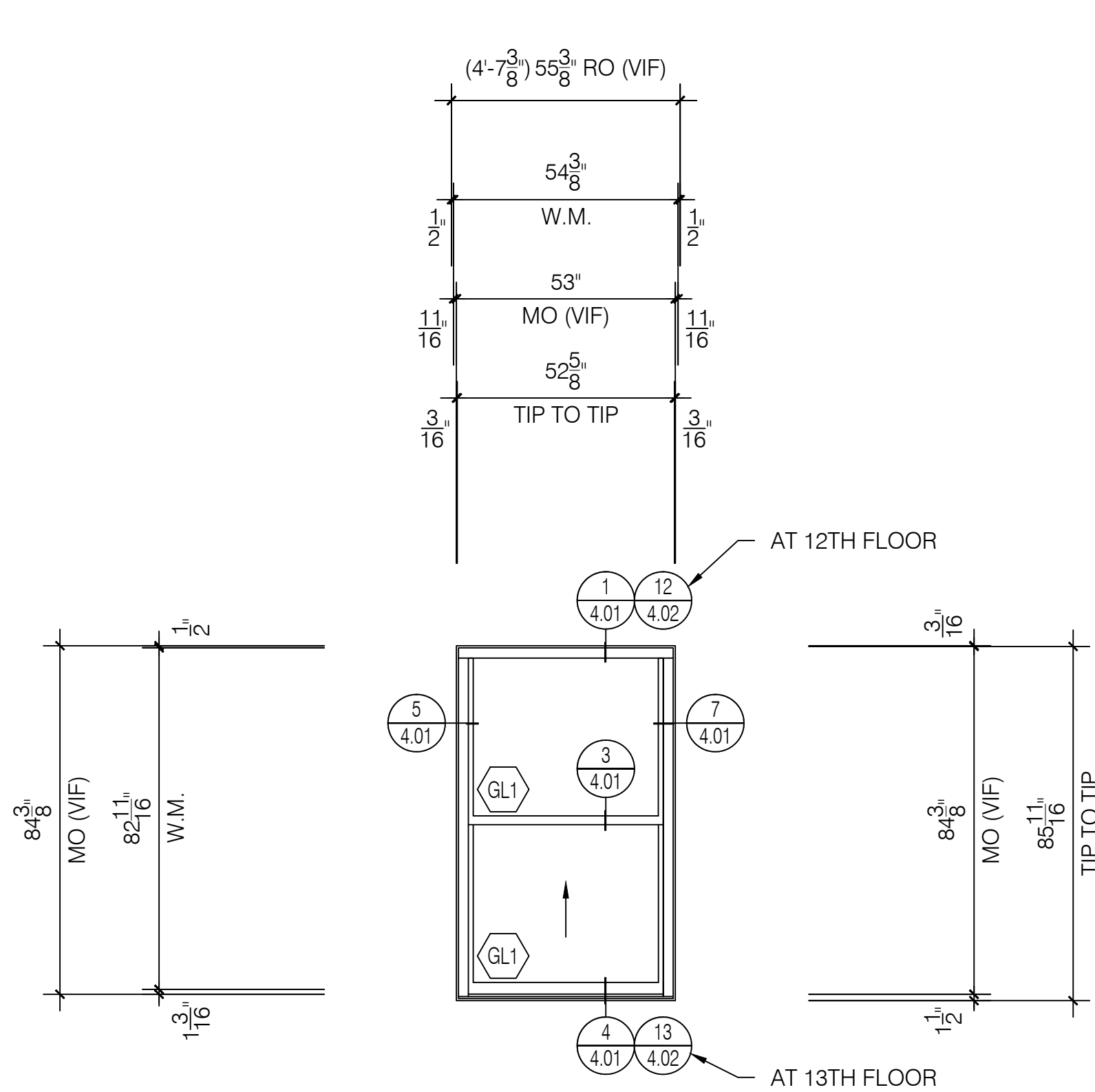
Drawing Title

Elevations

Scale: As Noted

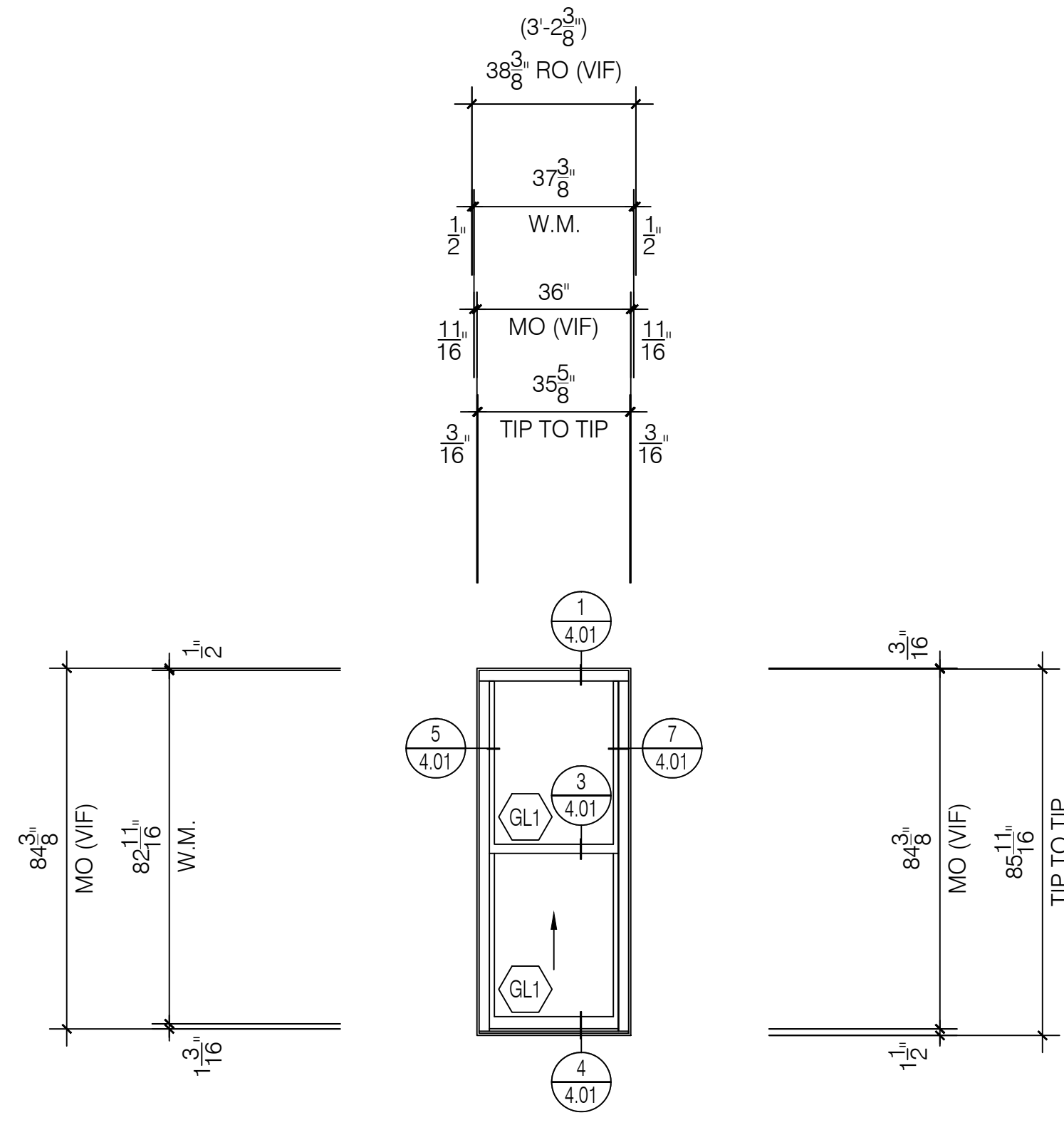
Sheet Number

3.01



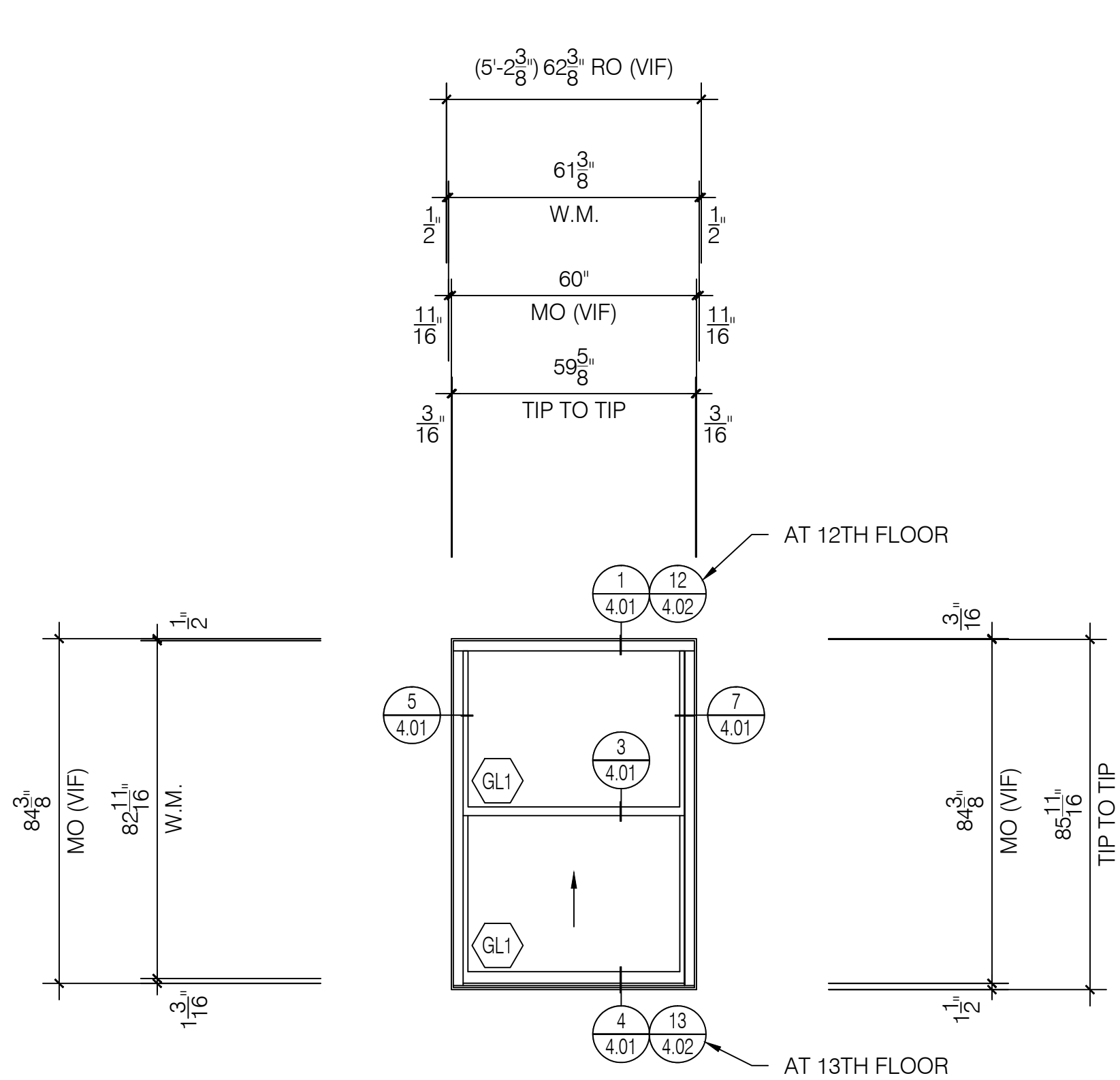
**C** Window Elevation  
Quaker H503 Series  
3 1/4" Single Hung System  
Scale: 3/8" = 1' - 0"  
Arch Ref: C / A601

Total: 290 Thus



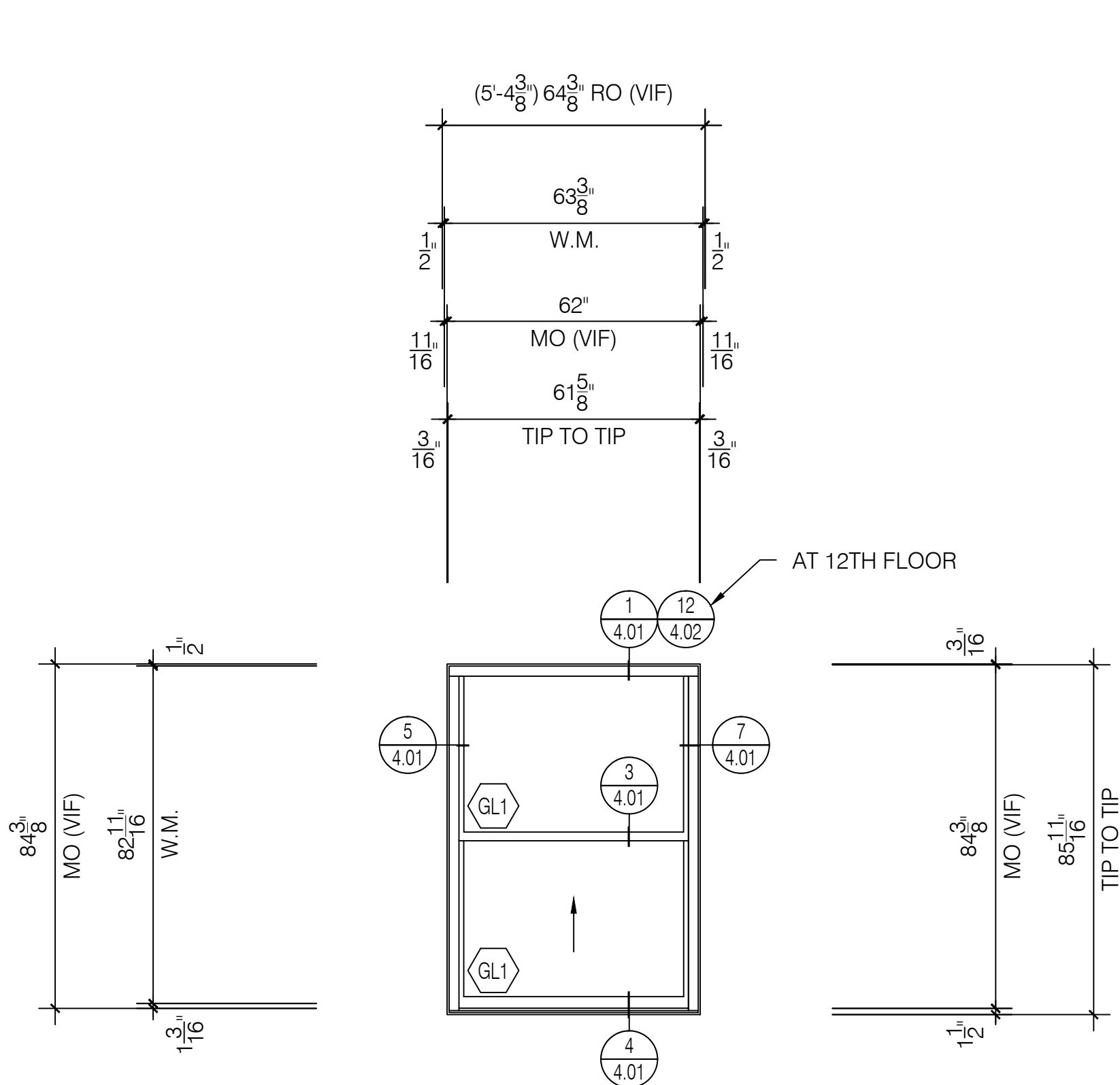
**C1** Window Elevation  
Quaker H503 Series  
3 1/4" Single Hung System  
Scale: 3/8" = 1' - 0"  
Arch Ref: C / A601

Total: 46 Thus



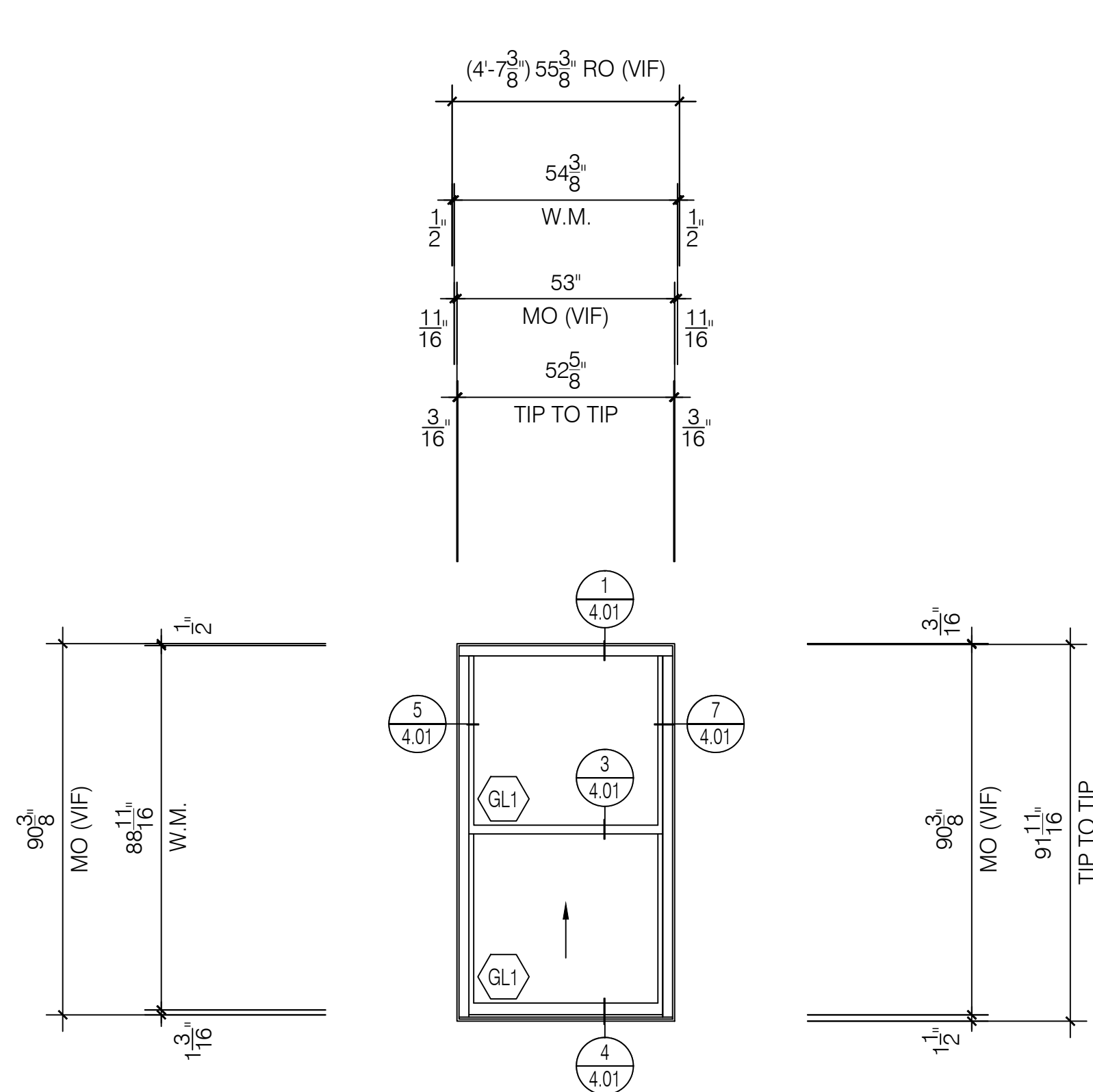
**C2** Window Elevation  
Quaker H503 Series  
3 1/4" Single Hung System  
Scale: 3/8" = 1' - 0"  
Arch Ref: C / A601

Total: 34 Thus



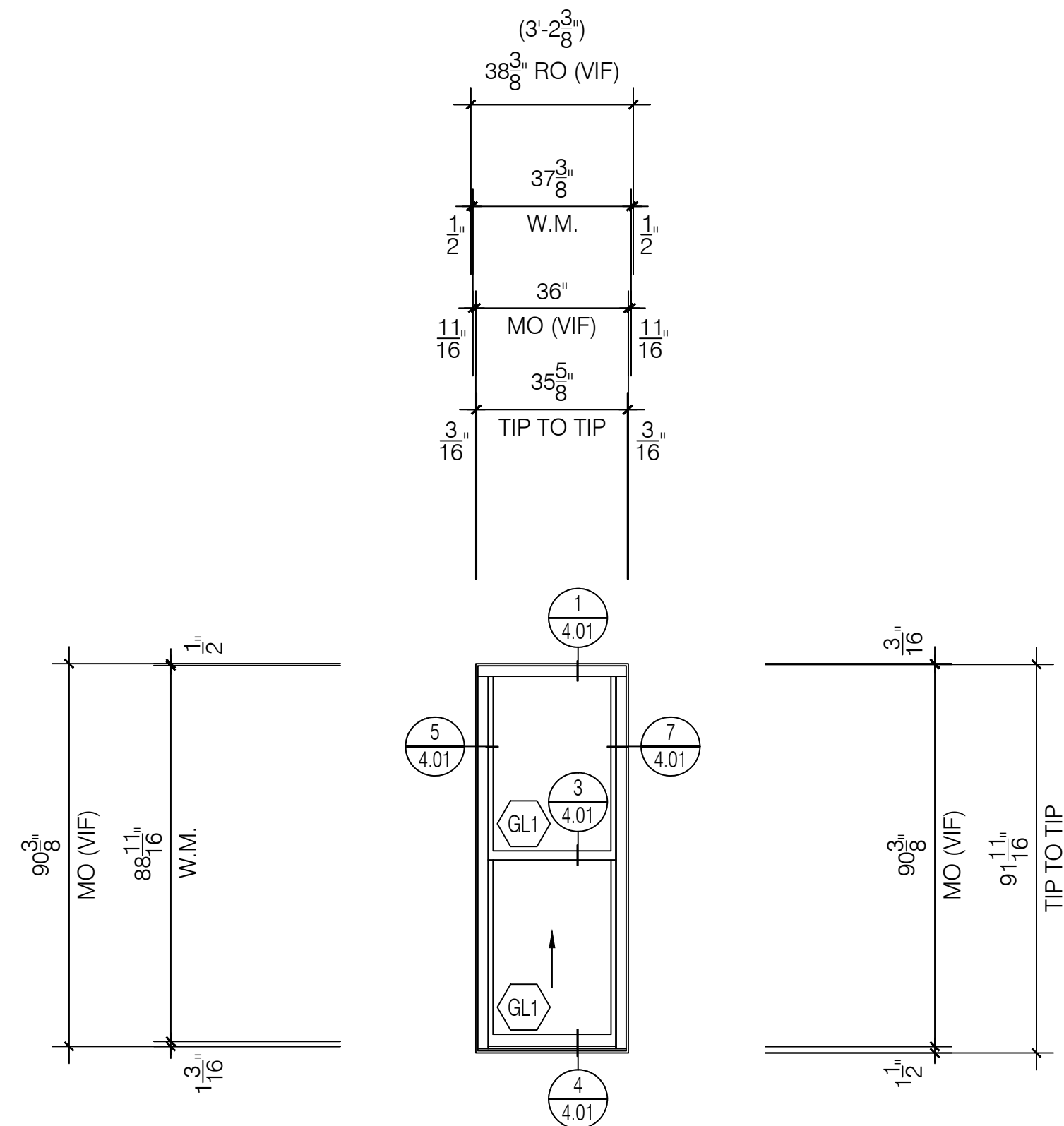
**C3** Window Elevation  
Quaker H503 Series  
3 1/4" Single Hung System  
Scale: 3/8" = 1' - 0"  
Arch Ref: C / A601

Total: 30 Thus




**D** Window Elevation  
Quaker H503 Series  
3 1/4" Single Hung System  
Scale: 3/8" = 1' - 0"  
Arch Ref: D / A601

Total: 40 Thus



**D1** Window Elevation  
Quaker H503 Series  
3 1/4" Single Hung System  
Scale: 3/8" = 1' - 0"  
Arch Ref: D / A601

Total: 14 Thus



Environmental Glass, Inc.  
12675 Marlin Drive  
Redford, Michigan 48239  
Phone: (734) 261-1930 | Fax: (734) 261-5590

**IMPORTANT**  
These Shop Drawings are our interpretation of the contract documents. It shall be the responsibility of the General Contractor (or Construction Manager) to review these drawings for compliance with the design intent and Contract Documents. When these drawings are returned with "Approved", "Approved as Noted" or "Reviewed" stamped on them, it shall constitute the General Contractors (or Construction Managers) and Architects agreement that the Shop Drawings do comply with the design intent and the Contract Documents.

**DO NOT SCALE PLANS**  
Copying, Printing, Software and other processes required to produce these prints can stretch or shrink the actual paper or layout. Therefore, scaling of this drawing may be inaccurate. Contact the Glazing Contractor for any additional dimensions or clarifications.

Shop Drawings Prepared By



Charrette Studios Inc.  
23581 Donaldson Street  
Clinton Township, Michigan 48035  
P: 586-790-4329 | F: 586-790-4346

**CSI Project Information**  
Drawn By: Austin Domurat  
CSI Project No: 08012054

**Architect**  
Kraemer Design Group  
1420 Broadway  
Detroit, MI 48226

**General Cntr. or Constuction Mgr.**  
Turner Construction Company  
535 Griswold, Suite 1525  
Detroit, MI 48226

**Issue & Revision Dates**  
No. Date Subject  
1 08-10-17 First Submittal

Project Name & Location

Detroit Free Press Building  
321 West Lafayette Street  
Detroit, MI 48226

Window Shop Drawings

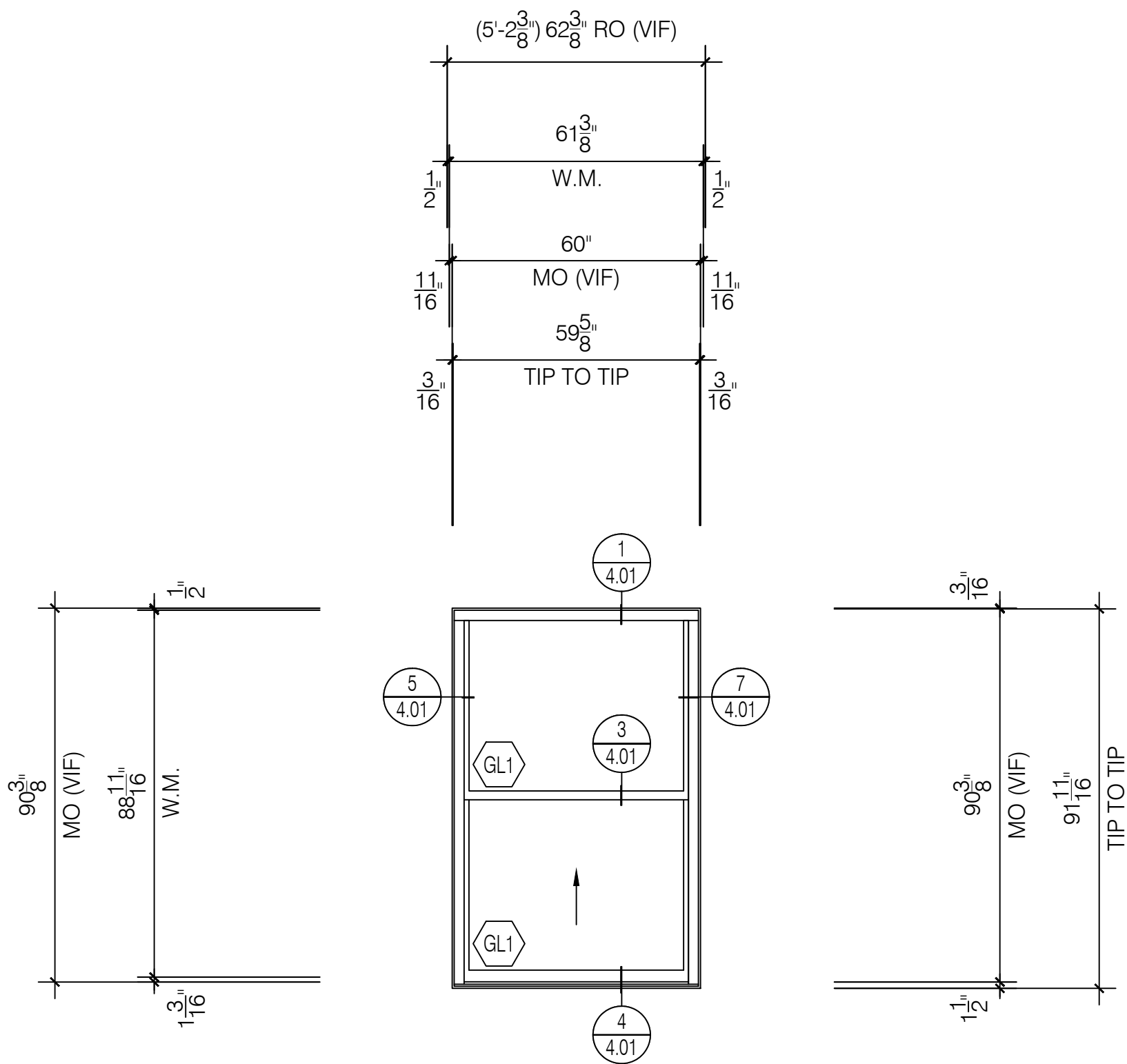
**Project Information**  
Project Manager: Ryan Snabes

**Drawing Title**  
Elevations

Scale: As Noted

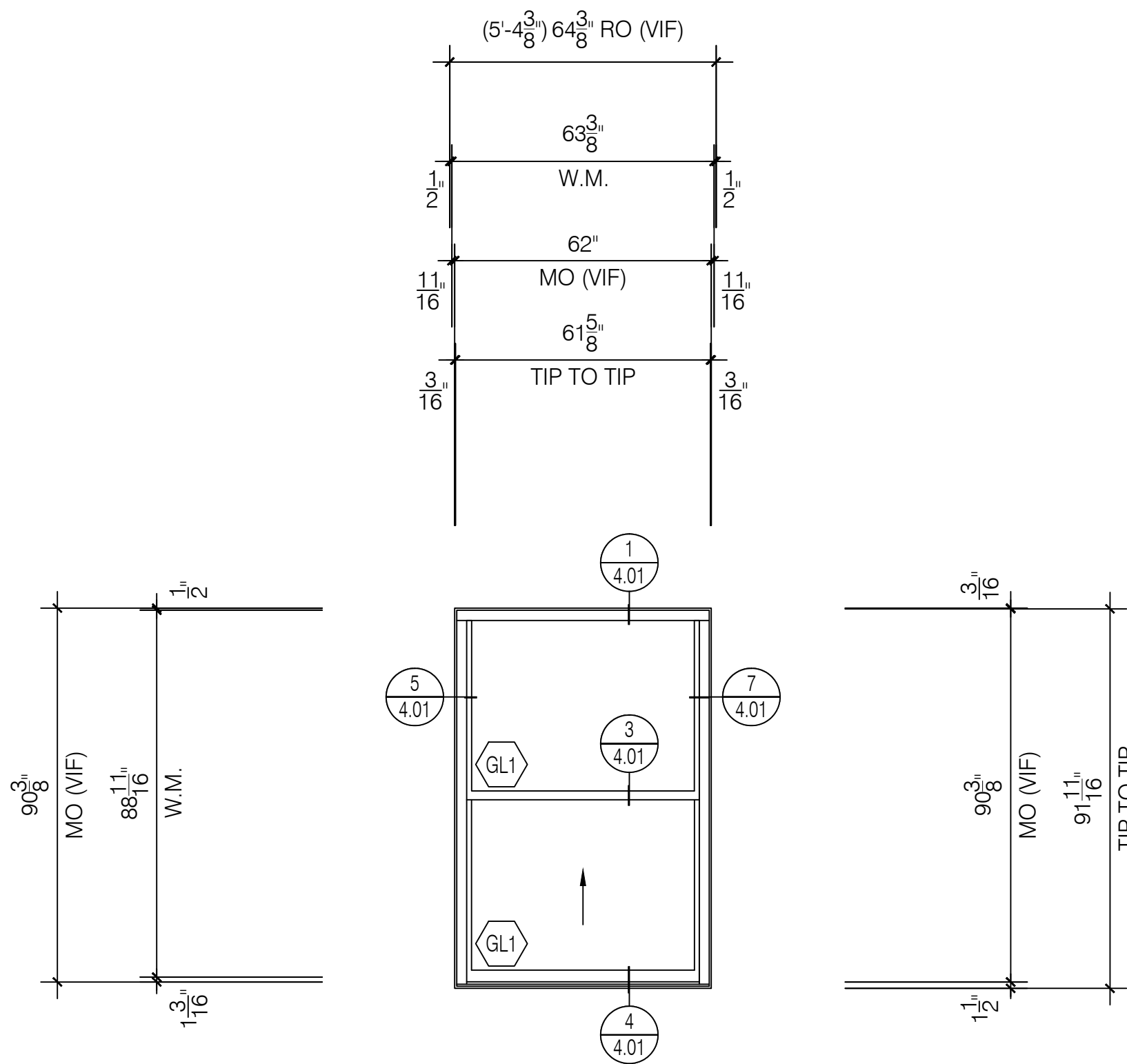
Sheet Number

3.02



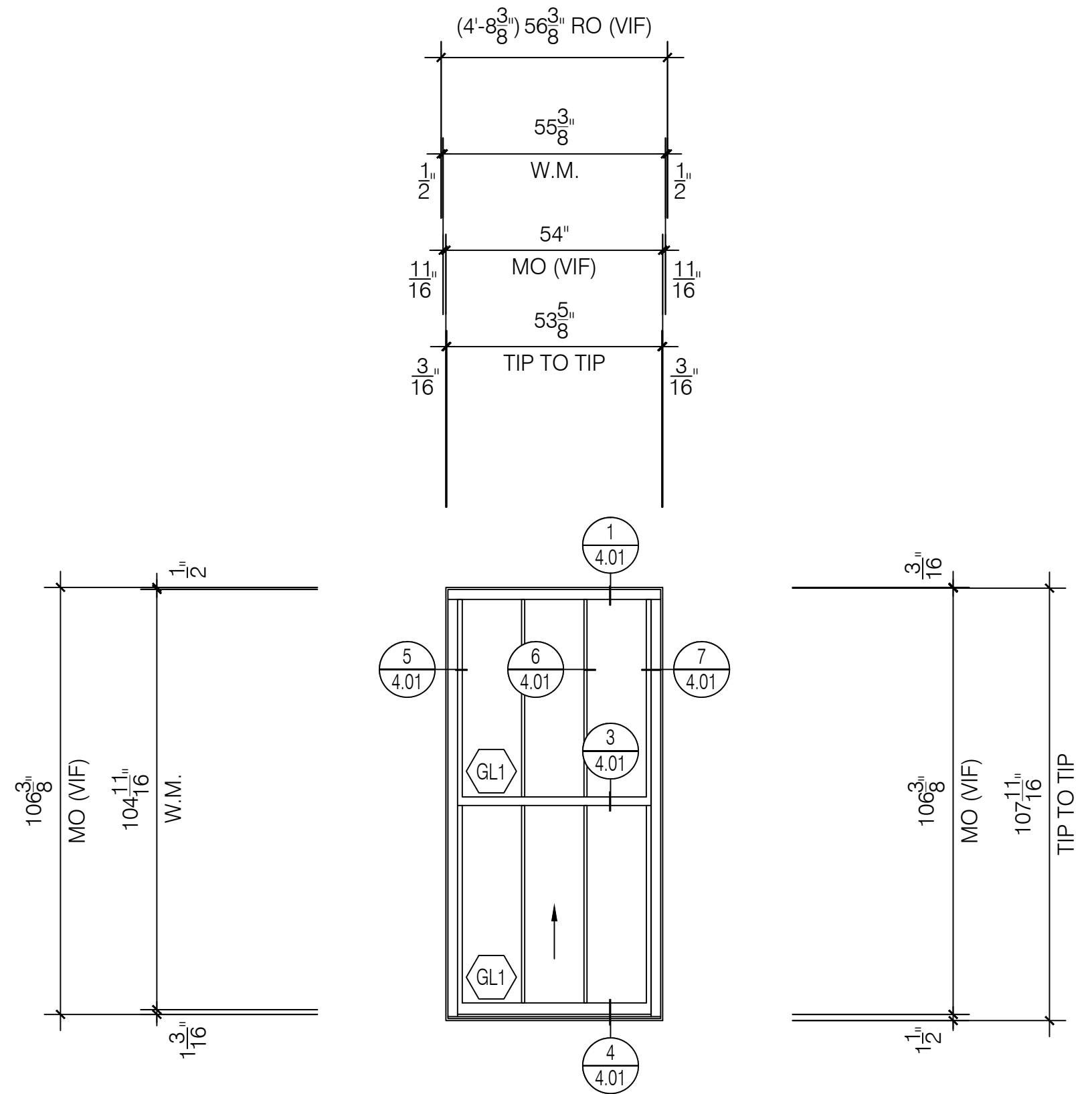
**D2** Window Elevation  
Quaker H503 Series  
3 1/4" Single Hung System  
Scale: 3/8" = 1' - 0"  
Arch Ref: D / A601

Total: 2 Thus



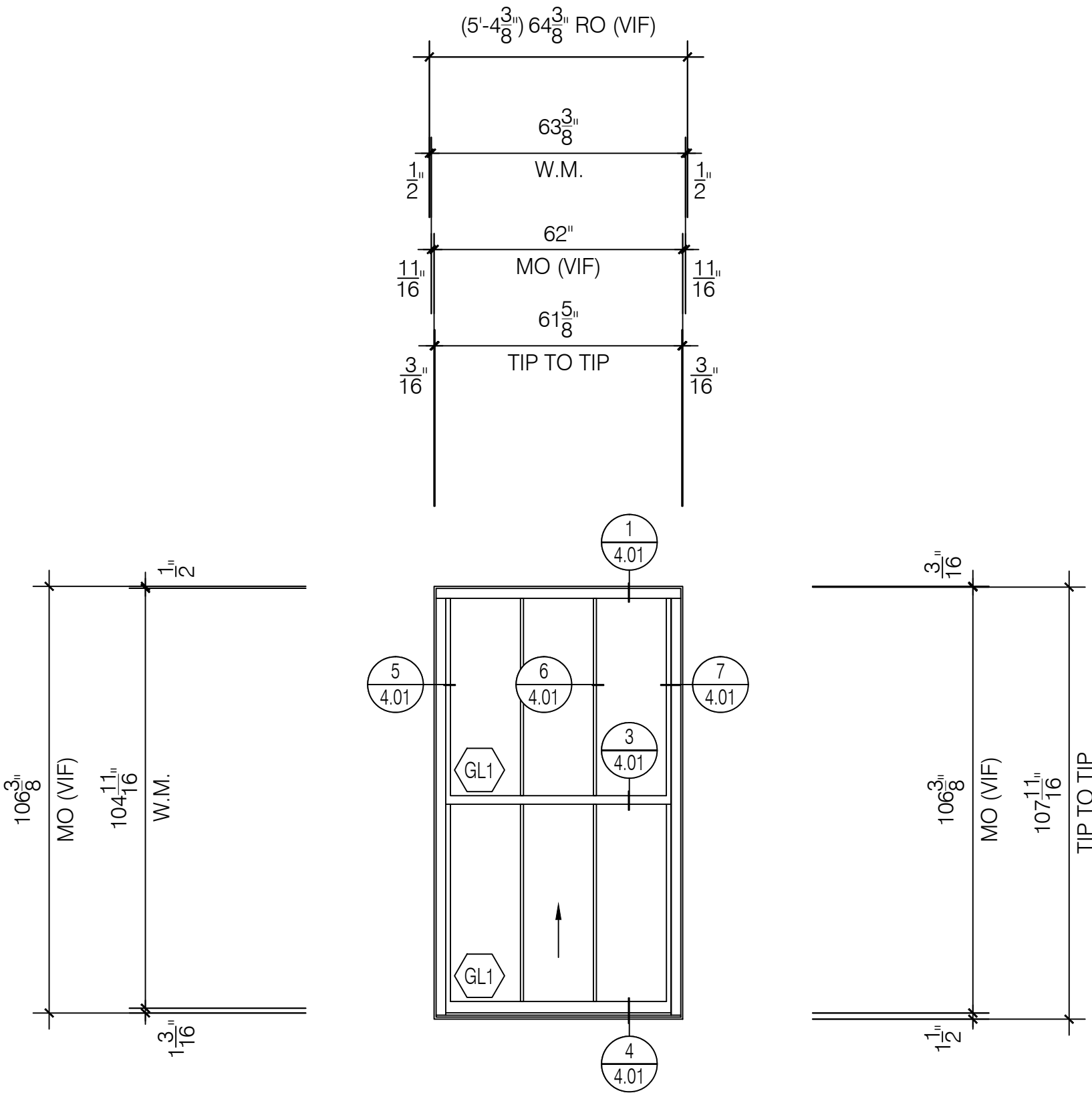
**D3** Window Elevation  
Quaker H503 Series  
3 1/4" Single Hung System  
Scale: 3/8" = 1' - 0"  
Arch Ref: D / A601

Total: 2 Thus



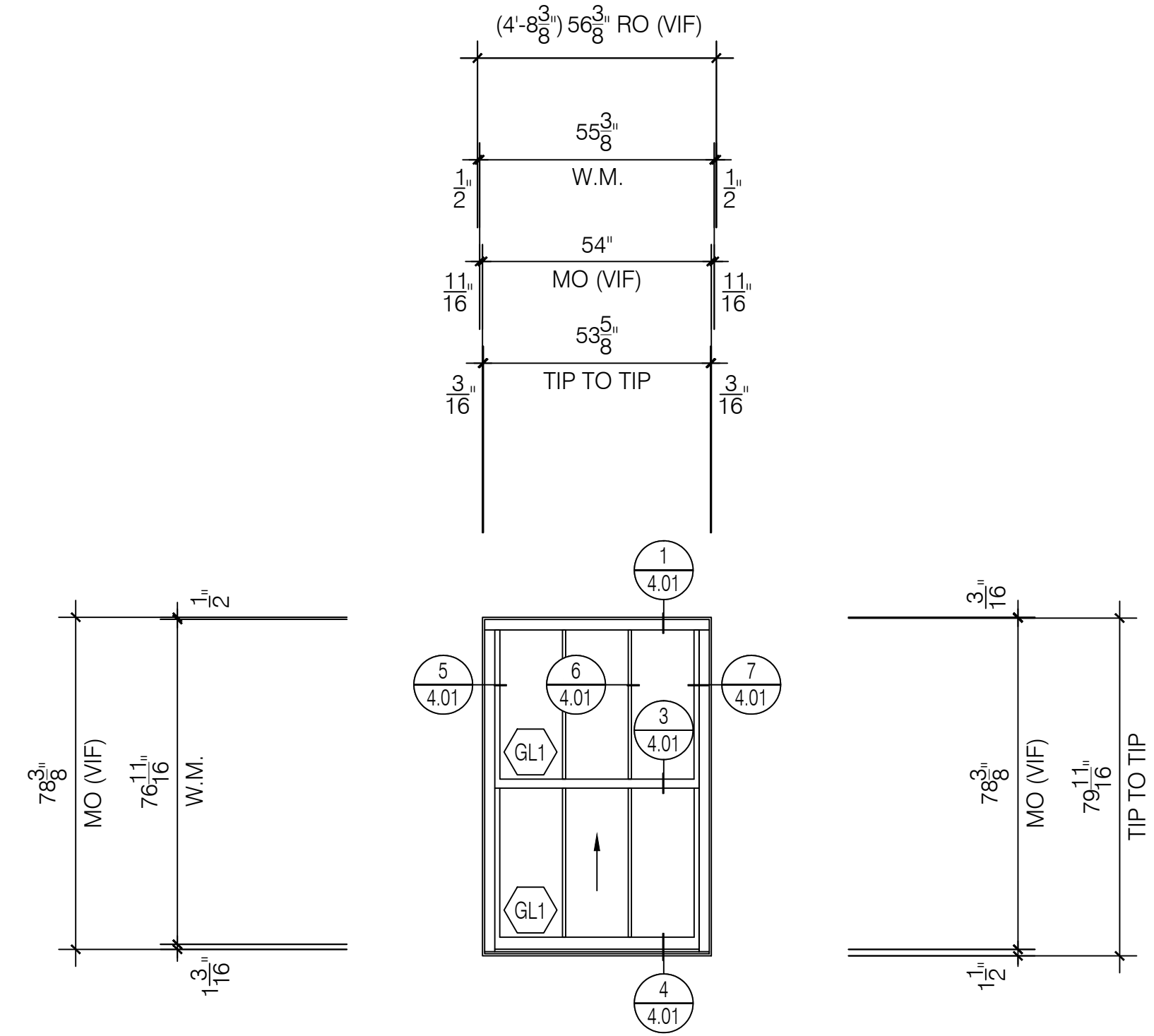
**E** Window Elevation  
Quaker H503 Series  
3 1/4" Single Hung System  
Scale: 3/8" = 1' - 0"  
Arch Ref: E / A601

Total: 7 Thus



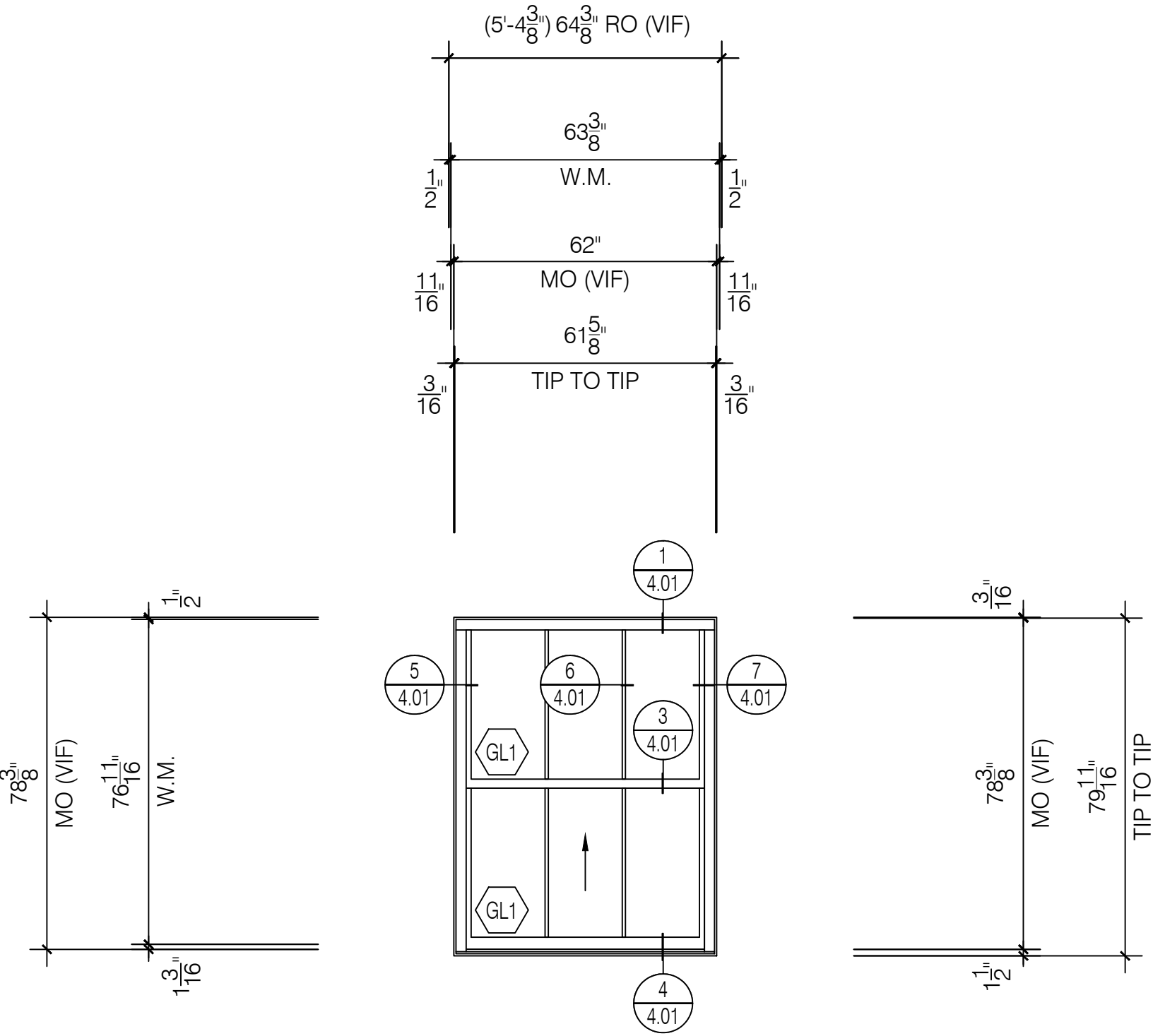
**E1** Window Elevation  
Quaker H503 Series  
3 1/4" Single Hung System  
Scale: 3/8" = 1' - 0"  
Arch Ref: E / A601

Total: 7 Thus




**F** Window Elevation  
Quaker H503 Series  
3 1/4" Single Hung System  
Scale: 3/8" = 1' - 0"  
Arch Ref: F / A601

Total: 8 Thus



**F1** Window Elevation  
Quaker H503 Series  
3 1/4" Single Hung System  
Scale: 3/8" = 1' - 0"  
Arch Ref: F / A601

Total: 8 Thus



Environmental Glass, Inc.  
12675 Marlin Drive  
Redford, Michigan 48239  
Phone: (734) 261-1930 | Fax: (734) 261-5590

**IMPORTANT**  
These Shop Drawings are our interpretation of the contract documents. It shall be the responsibility of the General Contractor (or Construction Manager) to review these drawings for compliance with the design intent and Contract Documents. When these drawings are returned with "Approved", "Approved as Noted" or "Reviewed" stamped on them, it shall constitute the General Contractors (or Construction Managers) and Architects agreement that the Shop Drawings do comply with the design intent and the Contract Documents.

**DO NOT SCALE PLANS**  
Copying, Printing, Software and other processes required to produce these prints can stretch or shrink the actual paper or layout. Therefore, scaling of this drawing may be inaccurate. Contact the Glazing Contractor for any additional dimensions or clarifications.

Shop Drawings Prepared By



Charrette Studios Inc.  
23581 Donaldson Street  
Clinton Township, Michigan 48035  
P: 586-790-4329 | F: 586-790-4346

**CSI Project Information**  
Drawn By: Austin Domurat  
CSI Project No: 08012054

**Architect**  
Kraemer Design Group  
1420 Broadway  
Detroit, MI 48226

**General Cntr. or Constuction Mgr.**  
Turner Construction Company  
535 Griswold, Suite 1525  
Detroit, MI 48226

**Issue & Revision Dates**  
No. Date Subject  
1 08-10-17 First Submittal

**Project Name & Location**

Detroit Free Press Building  
321 West Lafayette Street  
Detroit, MI 48226

Window Shop Drawings

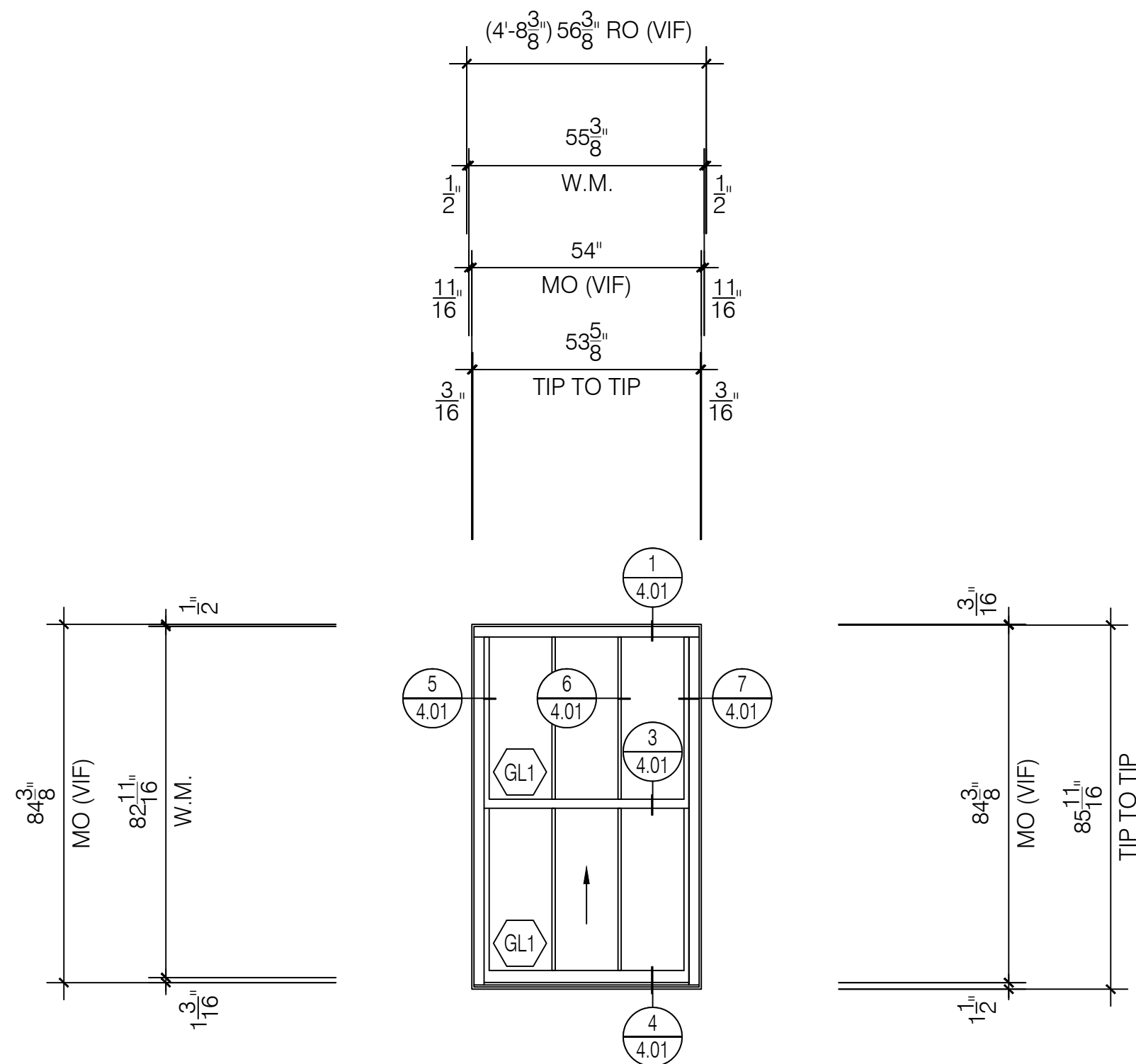
**Project Information**  
Project Manager: Ryan Snabes

**Drawing Title**  
Elevations

Scale: As Noted

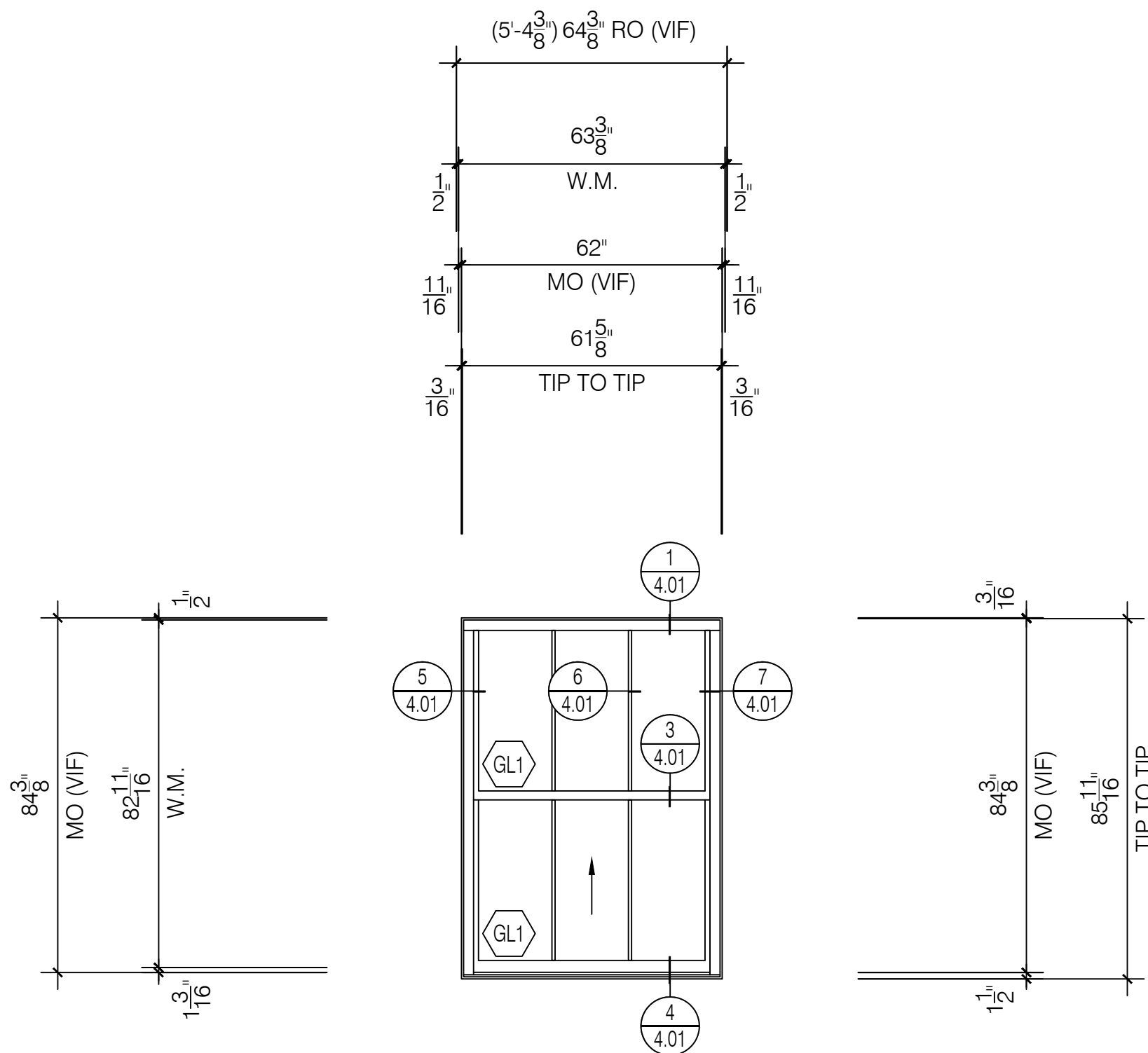
Sheet Number

3.03



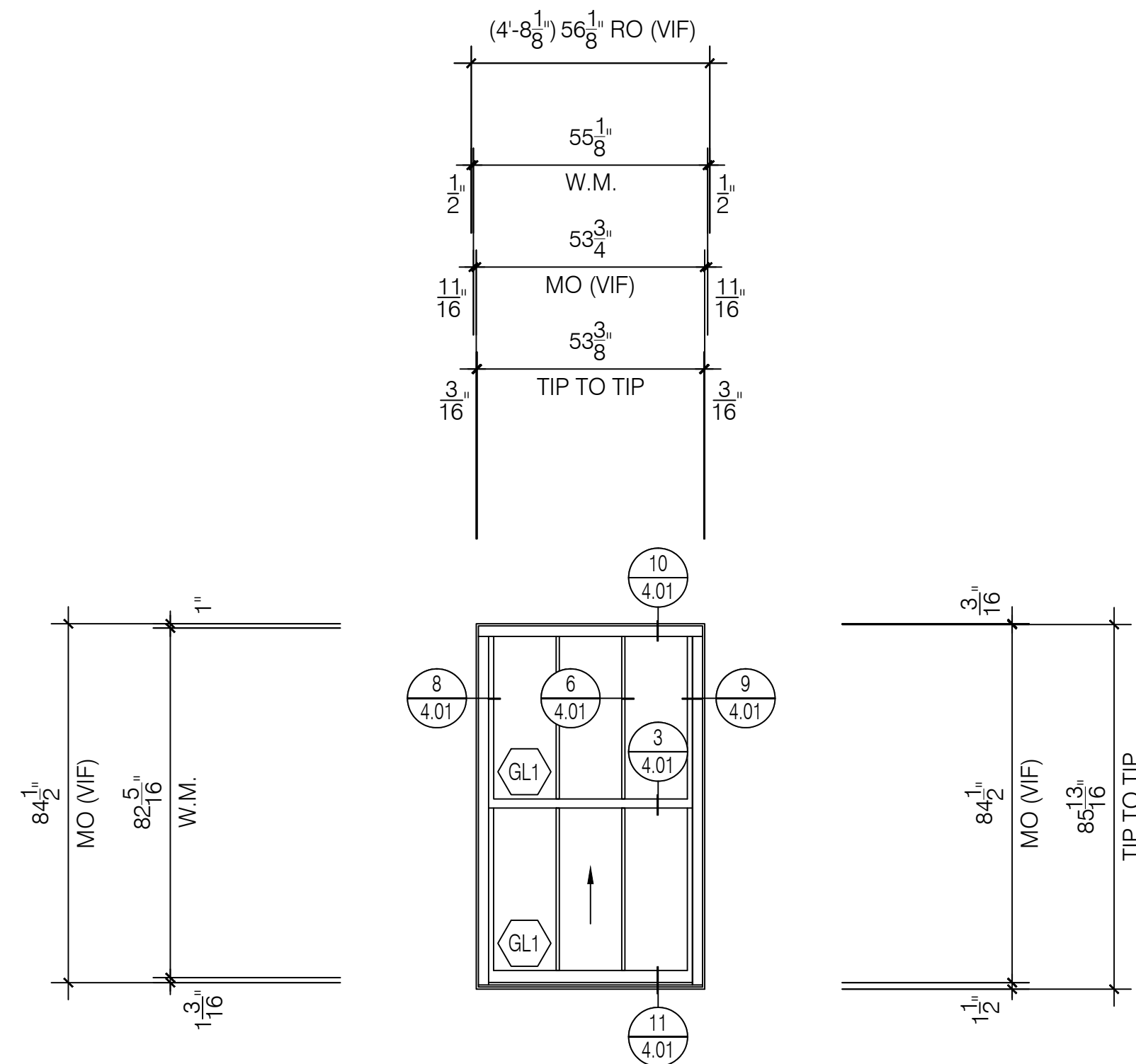
**G** Window Elevation  
Quaker H503 Series  
3 1/4" Single Hung System  
Scale: 3/8" = 1' - 0"  
Arch Ref: G / A601

Total: 10 Thus



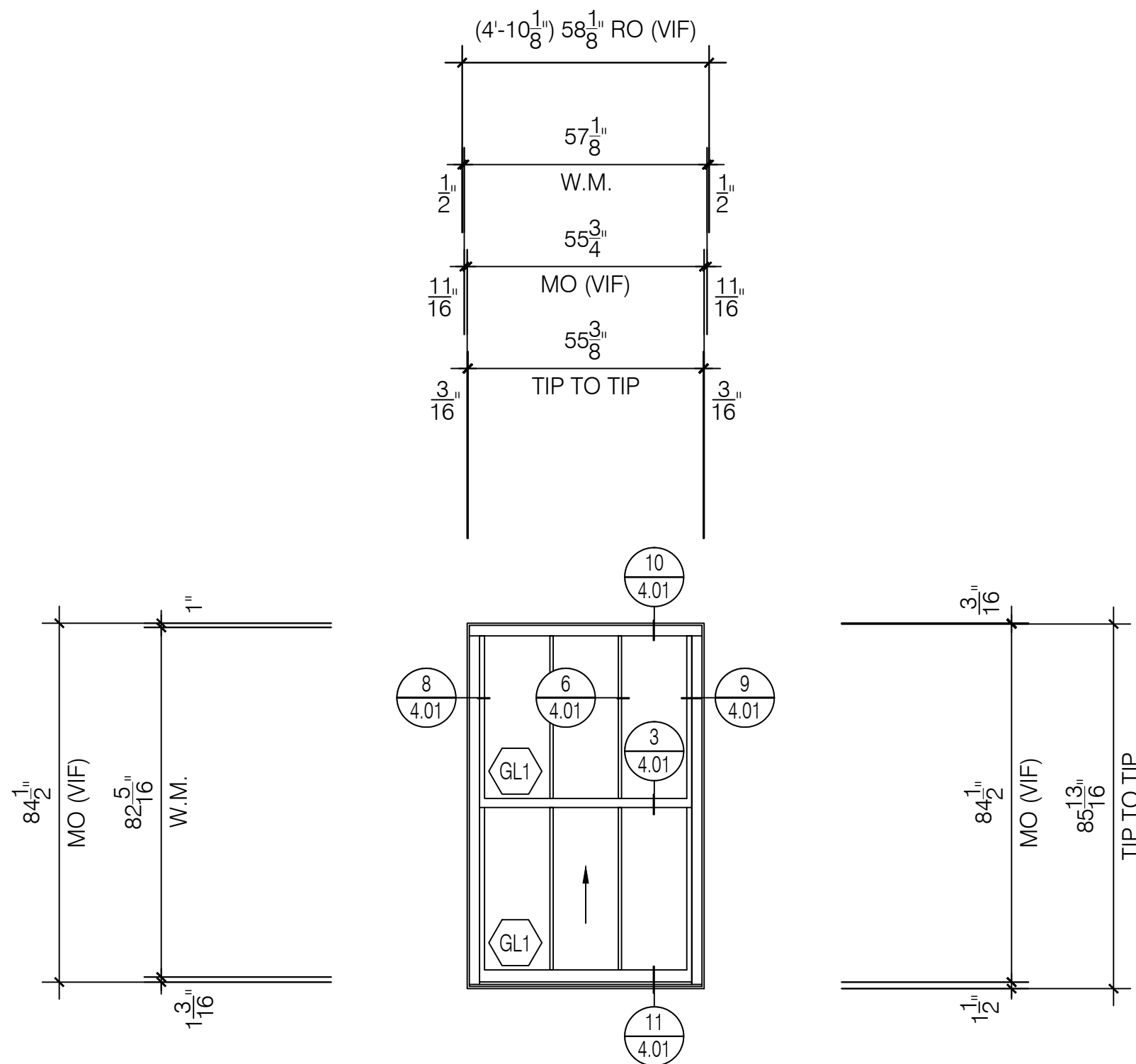
**G1** Window Elevation  
Quaker H503 Series  
3 1/4" Single Hung System  
Scale: 3/8" = 1' - 0"  
Arch Ref: G / A601

Total: 28 Thus



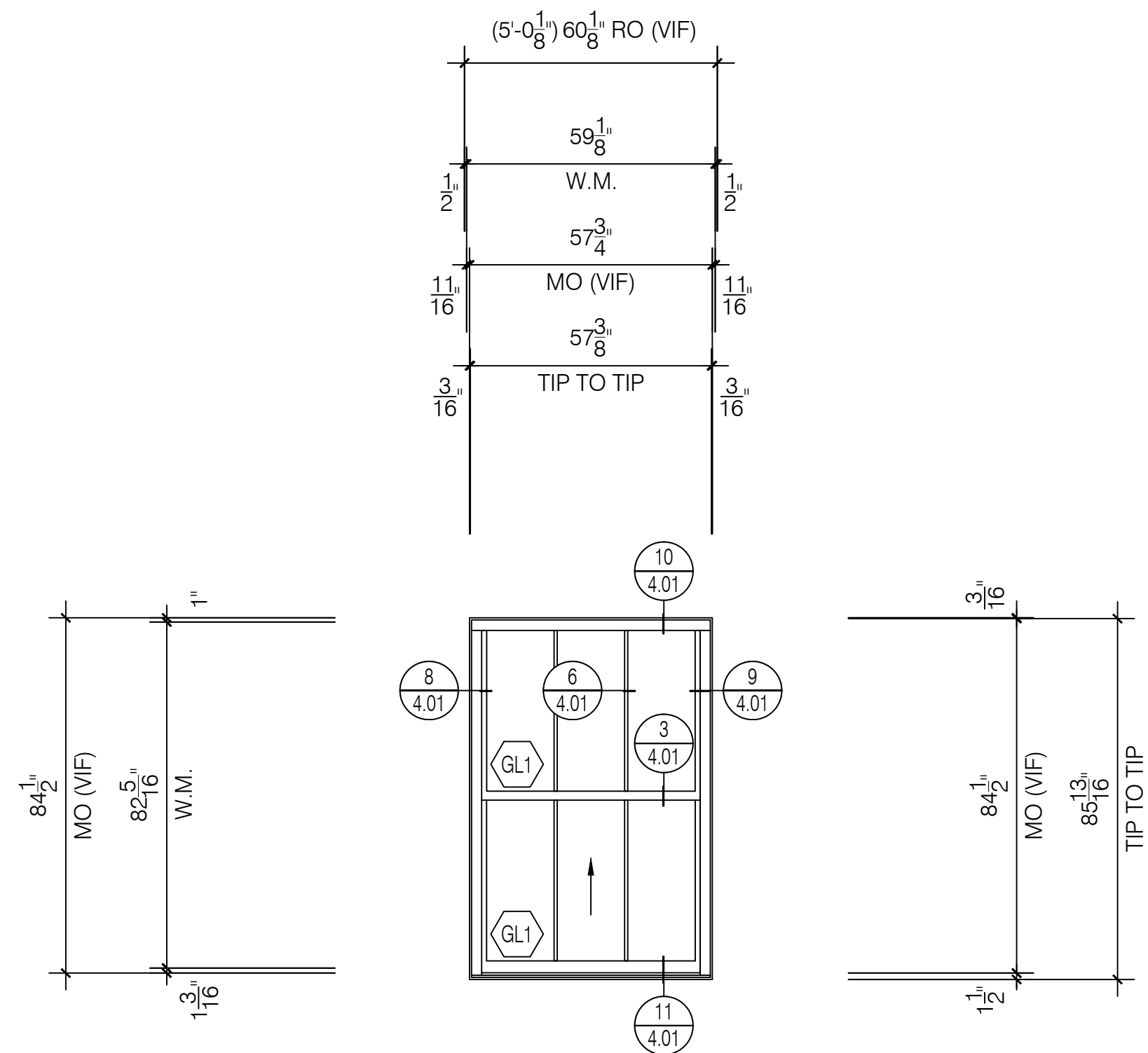
**H** Window Elevation  
Quaker H503 Series  
3 1/4" Single Hung System  
Scale: 3/8" = 1' - 0"  
Arch Ref: H / A601

Total: 11 Thus



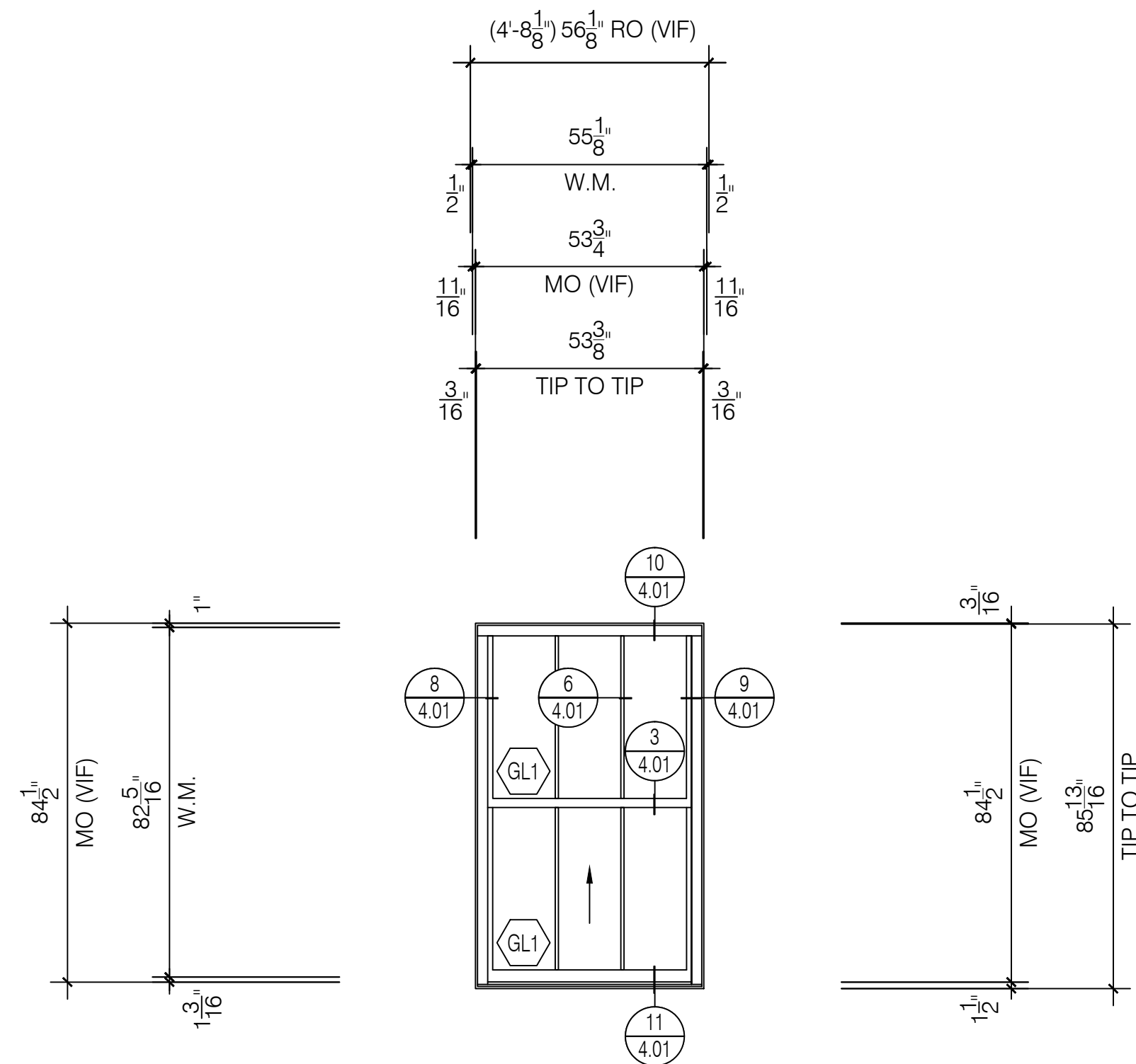
**H1** Window Elevation  
Quaker H503 Series  
3 1/4" Single Hung System  
Scale: 3/8" = 1' - 0"  
Arch Ref: H / A601

Total: 9 Thus




**H2** Window Elevation  
Quaker H503 Series  
3 1/4" Single Hung System  
Scale: 3/8" = 1' - 0"  
Arch Ref: H / A601

Total: 51 Thus



**I** Window Elevation  
Quaker H503 Series  
3 1/4" Single Hung System  
Scale: 3/8" = 1' - 0"  
Arch Ref: I / A601

Total: 6 Thus



Environmental Glass, Inc.  
12675 Marlin Drive  
Redford, Michigan 48239  
Phone: (734) 261-1930 | Fax: (734) 261-5590

**IMPORTANT**  
These Shop Drawings are our interpretation of the contract documents. It shall be the responsibility of the General Contractor (or Construction Manager) to review these drawings for compliance with the design intent and Contract Documents. When these drawings are returned with "Approved", "Approved as Noted" or "Reviewed" stamped on them, it shall constitute the General Contractors (or Construction Managers) and Architects agreement that the Shop Drawings do comply with the design intent and the Contract Documents.

**DO NOT SCALE PLANS**  
Copying, Printing, Software and other processes required to produce these prints can stretch or shrink the actual paper or layout. Therefore, scaling of this drawing may be inaccurate. Contact the Glazing Contractor for any additional dimensions or clarifications.

Shop Drawings Prepared By



Charrette Studios Inc.  
23581 Donaldson Street  
Clinton Township, Michigan 48035  
P: 586-790-4329 | F: 586-790-4346

CSI Project Information

Drawn By: Austin Domurat  
CSI Project No: 08012054

Architect

Kraemer Design Group  
1420 Broadway  
Detroit, MI 48226

General Cntr. or Constuction Mgr.

Turner Construction Company  
535 Griswold, Suite 1525  
Detroit, MI 48226

Issue & Revision Dates

No.	Date	Subject
1	08-10-17	First Submittal

Project Name & Location

Detroit Free Press Building  
321 West Lafayette Street  
Detroit, MI 48226

Window Shop Drawings

Project Information

Project Manager: Ryan Snabes

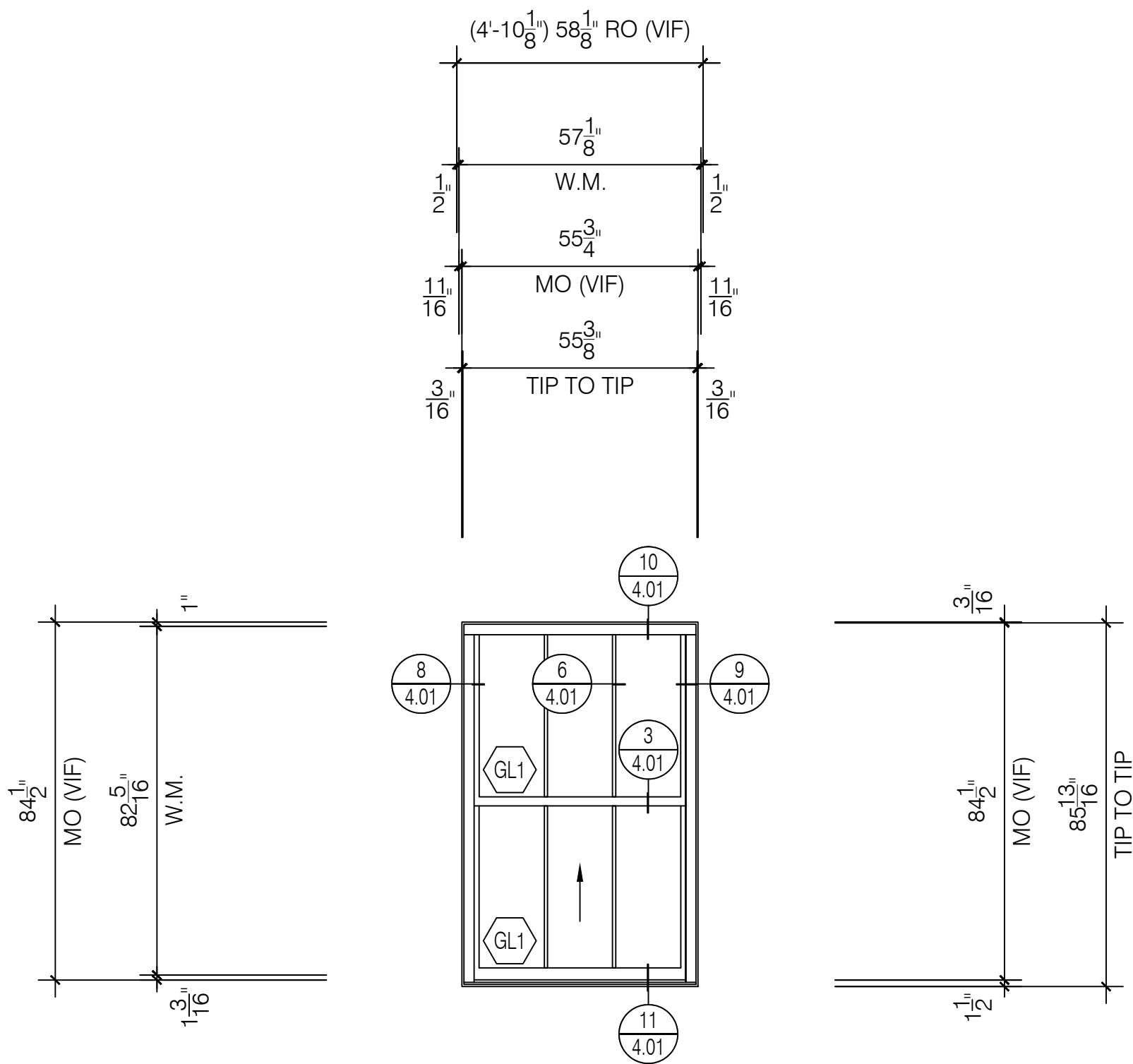
Drawing Title

Elevations

Scale: As Noted

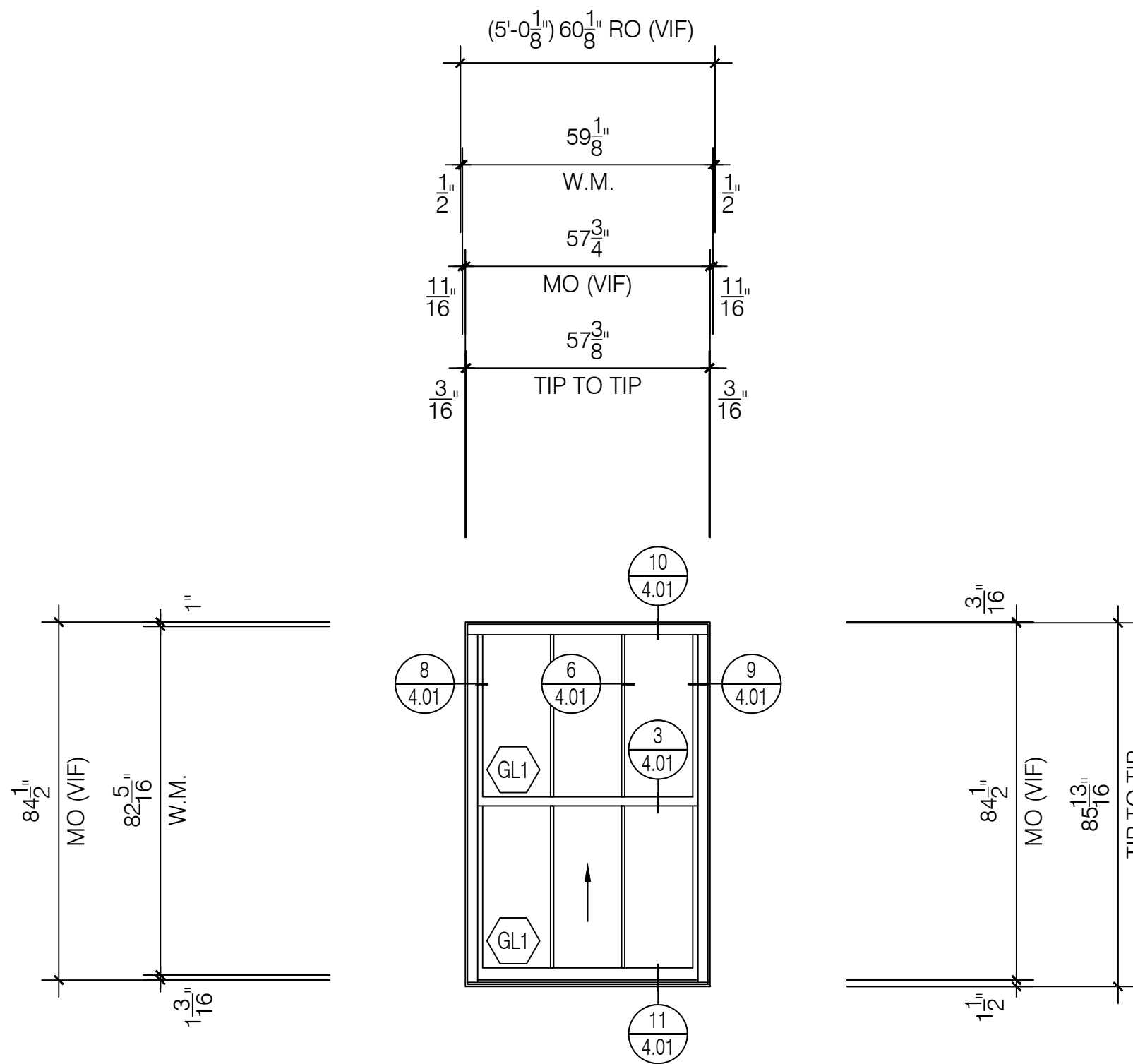
Sheet Number

3.04



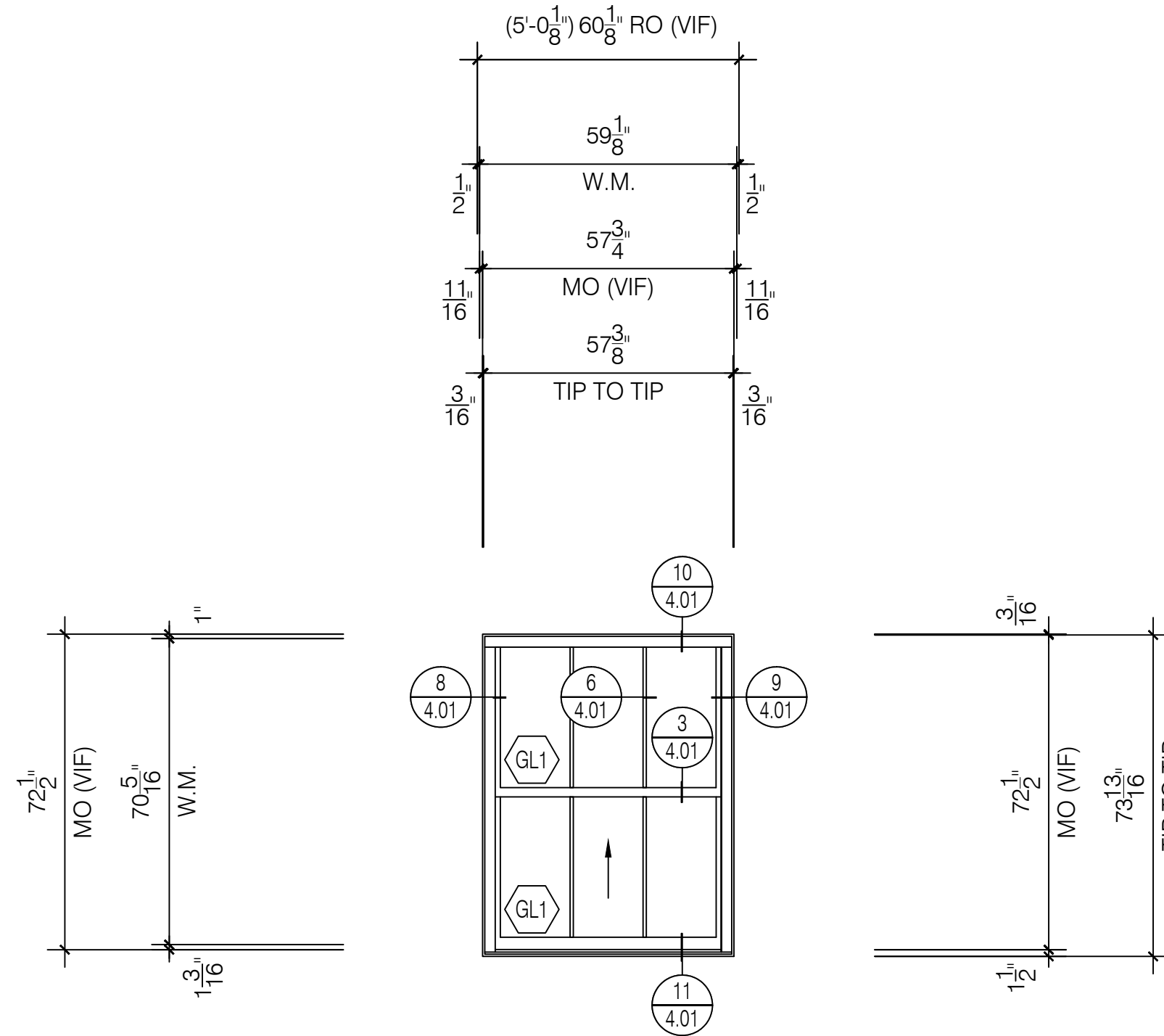
**11** Window Elevation  
Quaker H503 Series  
3 1/4" Single Hung System  
Scale: 3/8" = 1' - 0"  
Arch Ref: 1 / A601

Total: 12 Thus



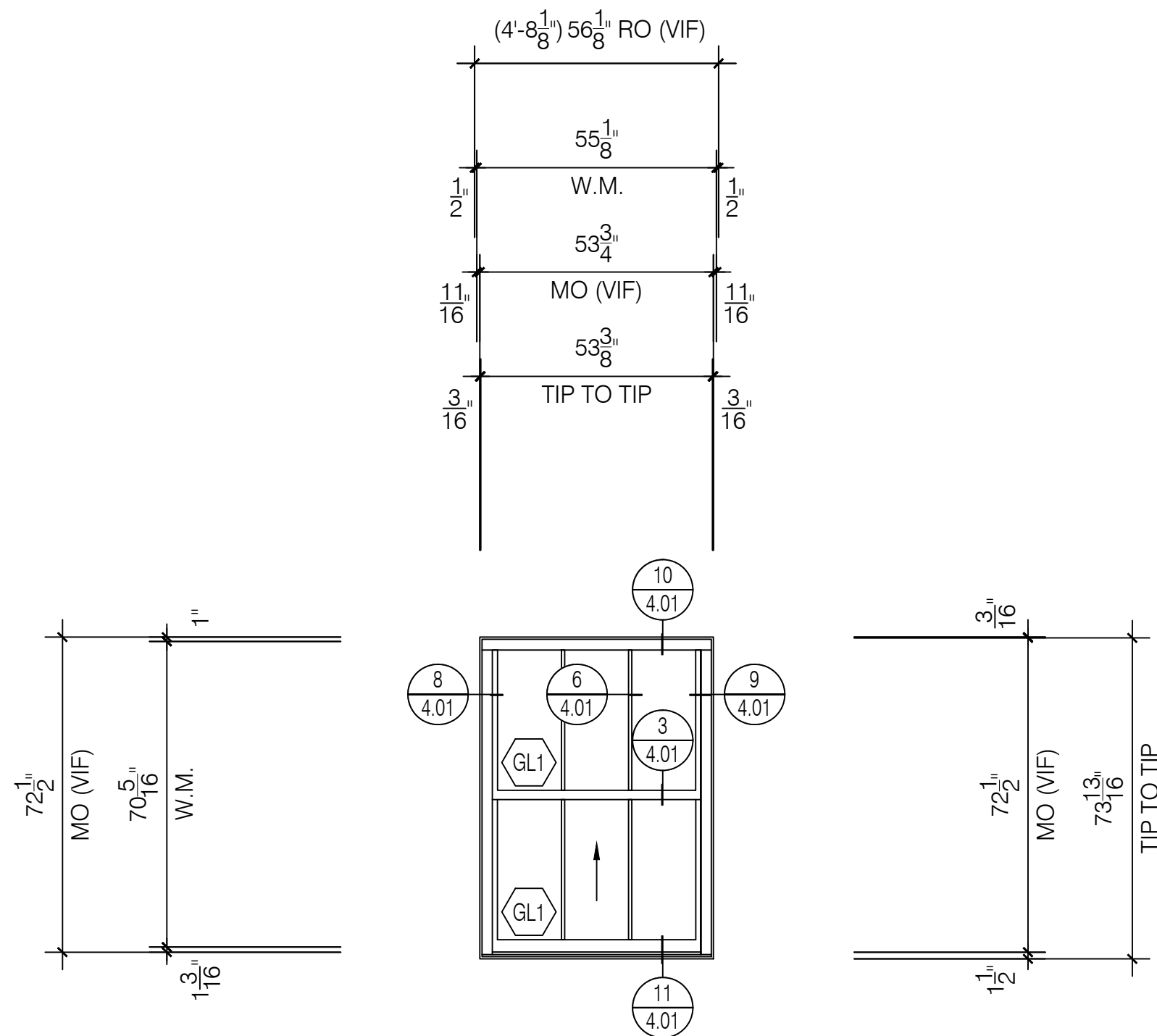
**12** Window Elevation  
Quaker H503 Series  
3 1/4" Single Hung System  
Scale: 3/8" = 1' - 0"  
Arch Ref: 1 / A601

Total: 39 Thus



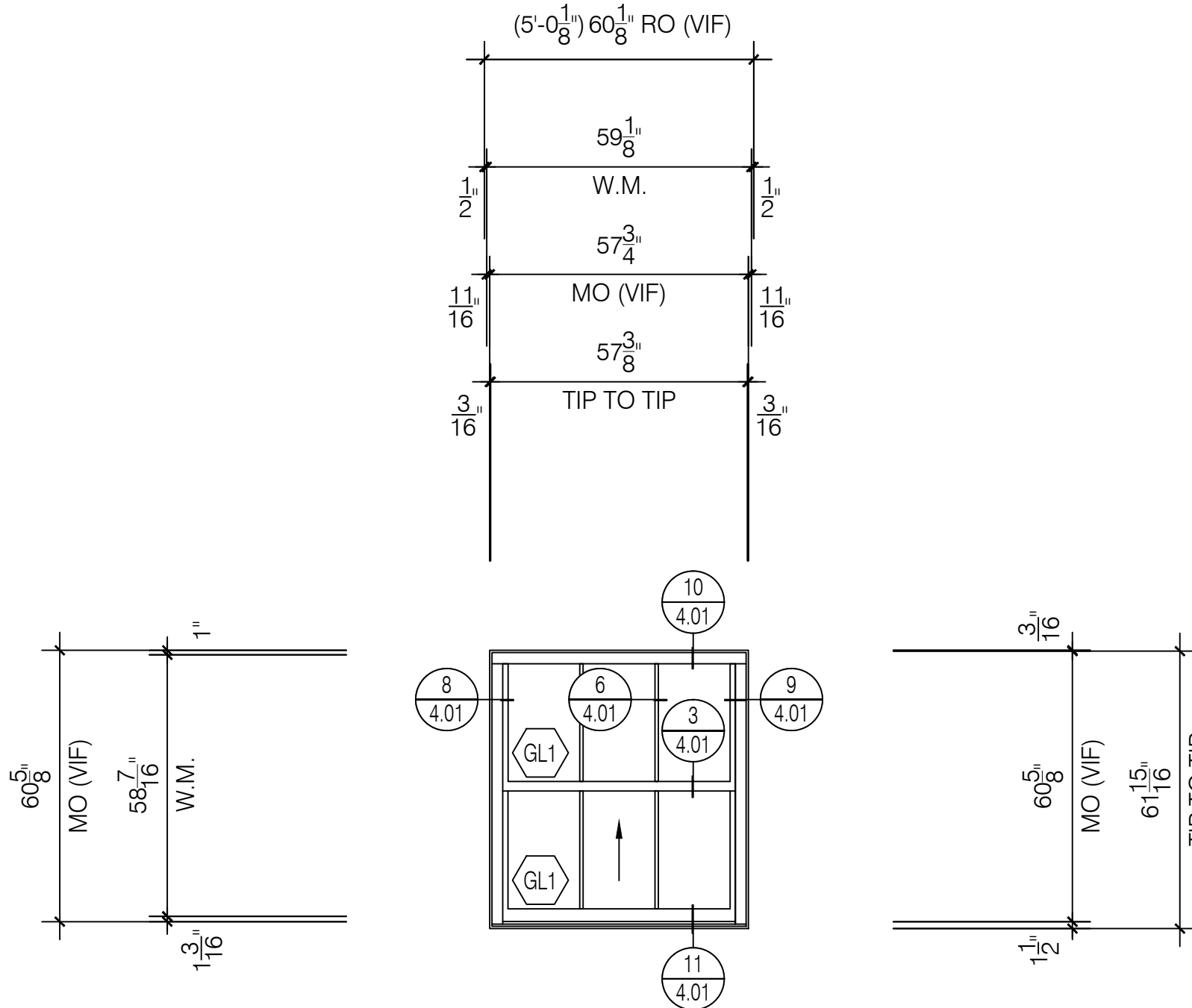
**13** Window Elevation  
Quaker H503 Series  
3 1/4" Single Hung System  
Scale: 3/8" = 1' - 0"  
Arch Ref: 1 / A601

Total: 7 Thus




**14** Window Elevation  
Quaker H503 Series  
3 1/4" Single Hung System  
Scale: 3/8" = 1' - 0"  
Arch Ref: 1 / A601

Total: 2 Thus



**15** Window Elevation  
Quaker H503 Series  
3 1/4" Single Hung System  
Scale: 3/8" = 1' - 0"  
Arch Ref: 1 / A601

Total: 1 Thus



Environmental Glass, Inc.  
12675 Marlin Drive  
Redford, Michigan 48239  
Phone: (734) 261-1930 | Fax: (734) 261-5590

IMPORTANT  
These Shop Drawings are our interpretation of the contract documents. It shall be the responsibility of the General Contractor (or Construction Manager) to review these drawings for compliance with the design intent and Contract Documents.  
When these drawings are returned with "Approved", "Approved as Noted" or "Reviewed" stamped on them, it shall constitute the General Contractors (or Construction Managers) and Architects agreement that the Shop Drawings do comply with the design intent and the Contract Documents.

DO NOT SCALE PLANS  
Copying, Printing, Software and other processes required to produce these prints can stretch or shrink the actual paper or layout.  
Therefore, scaling of this drawing may be inaccurate. Contact the Glazing Contractor for any additional dimensions or clarifications.

Shop Drawings Prepared By



Charrette Studios Inc.  
23581 Donaldson Street  
Clinton Township, Michigan 48035  
P: 586-790-4329 | F: 586-790-4346

CSI Project Information  
Drawn By: Austin Domurat  
CSI Project No: 08012054

Architect  
Kraemer Design Group  
1420 Broadway  
Detroit, MI 48226

General Cntr. or Constuction Mgr.  
Turner Construction Company  
535 Griswold, Suite 1525  
Detroit, MI 48226

Issue & Revision Dates  
No. Date Subject  
1 08-10-17 First Submittal

Project Name & Location

Detroit Free Press Building  
321 West Lafayette Street  
Detroit, MI 48226

Window Shop Drawings

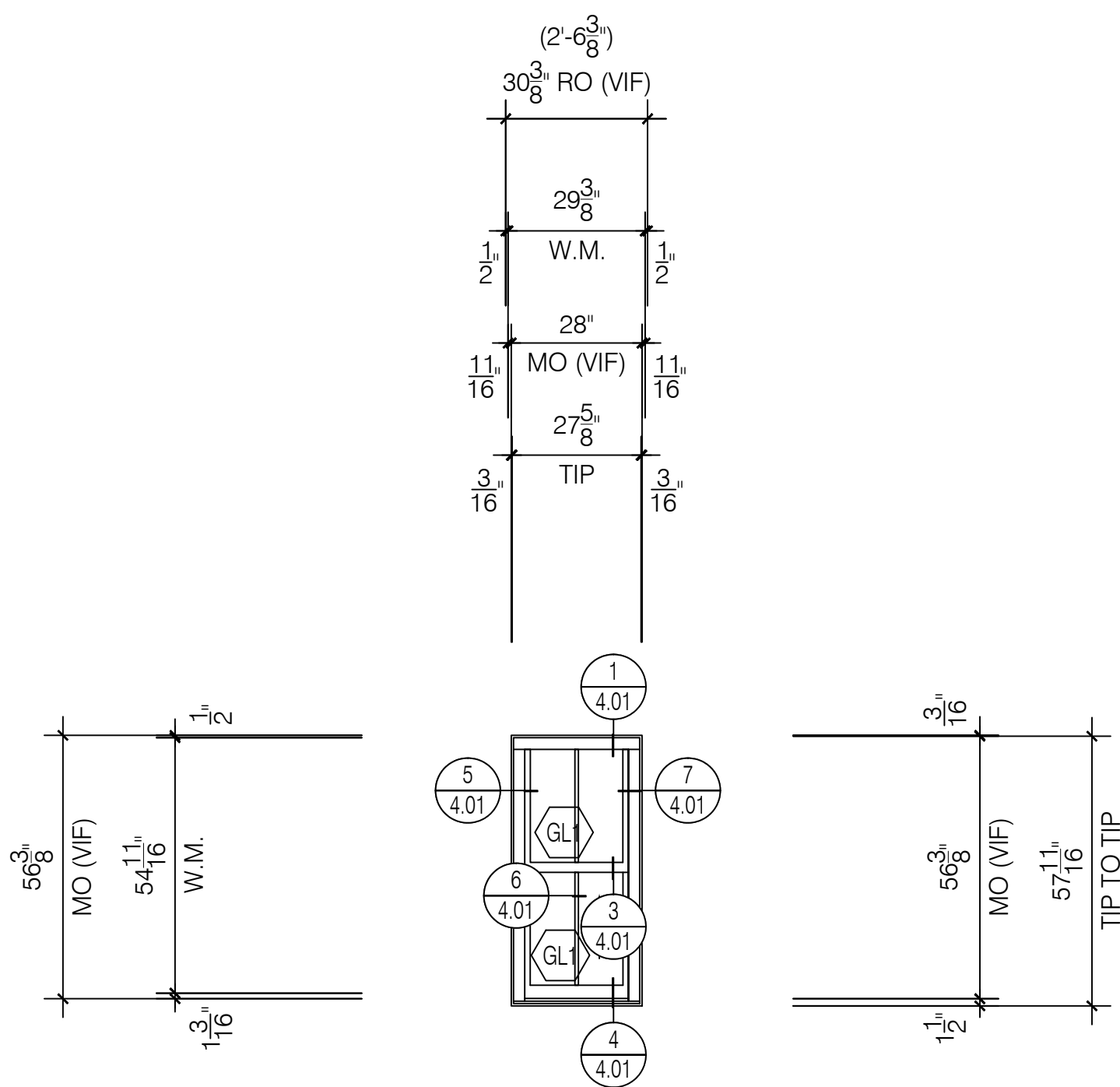
Project Information  
Project Manager: Ryan Snabes

Drawing Title  
Elevations

Scale: As Noted

Sheet Number

3.05

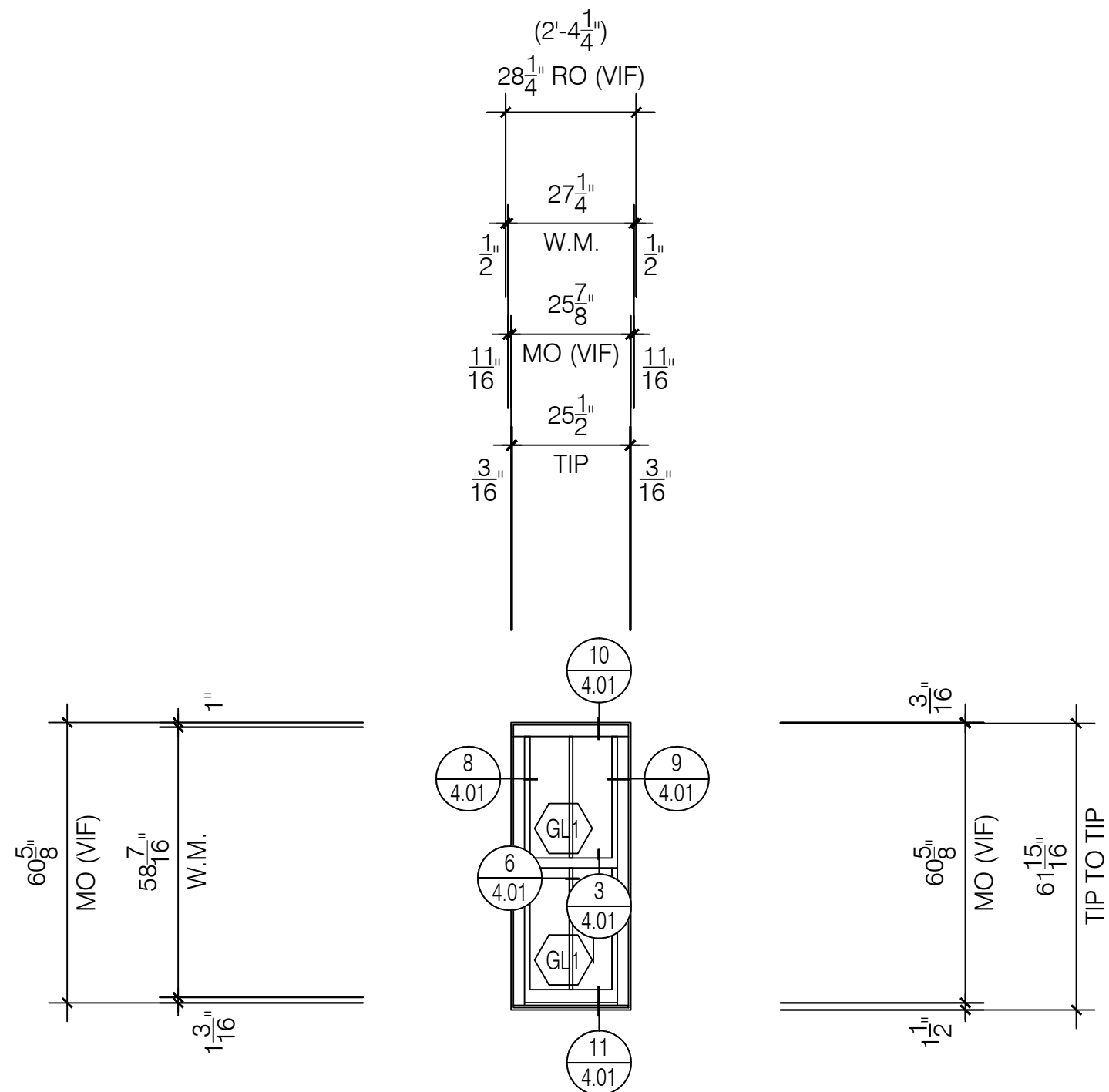


J

Quaker H503 Series  
3 1/4" Single Hung System

Window  
Elevation  
Scale: 3/8" = 1' - 0"  
Arch Ref: J / A601

Total: 28 Thus

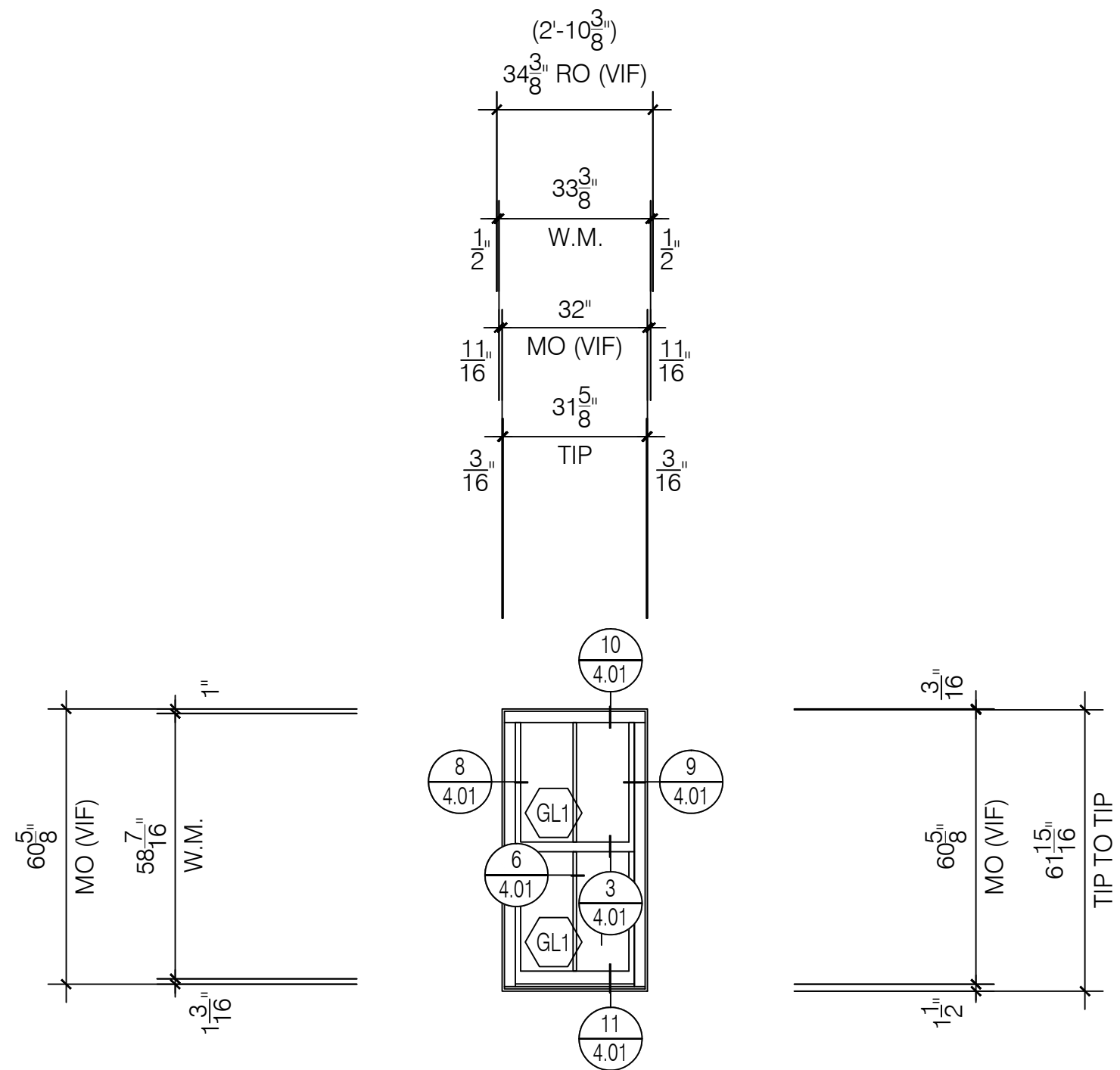


J2

Quaker H503 Series  
3 1/4" Single Hung System

Window  
Elevation  
Scale: 3/8" = 1' - 0"  
Arch Ref: J / A601

Total: 2 Thus

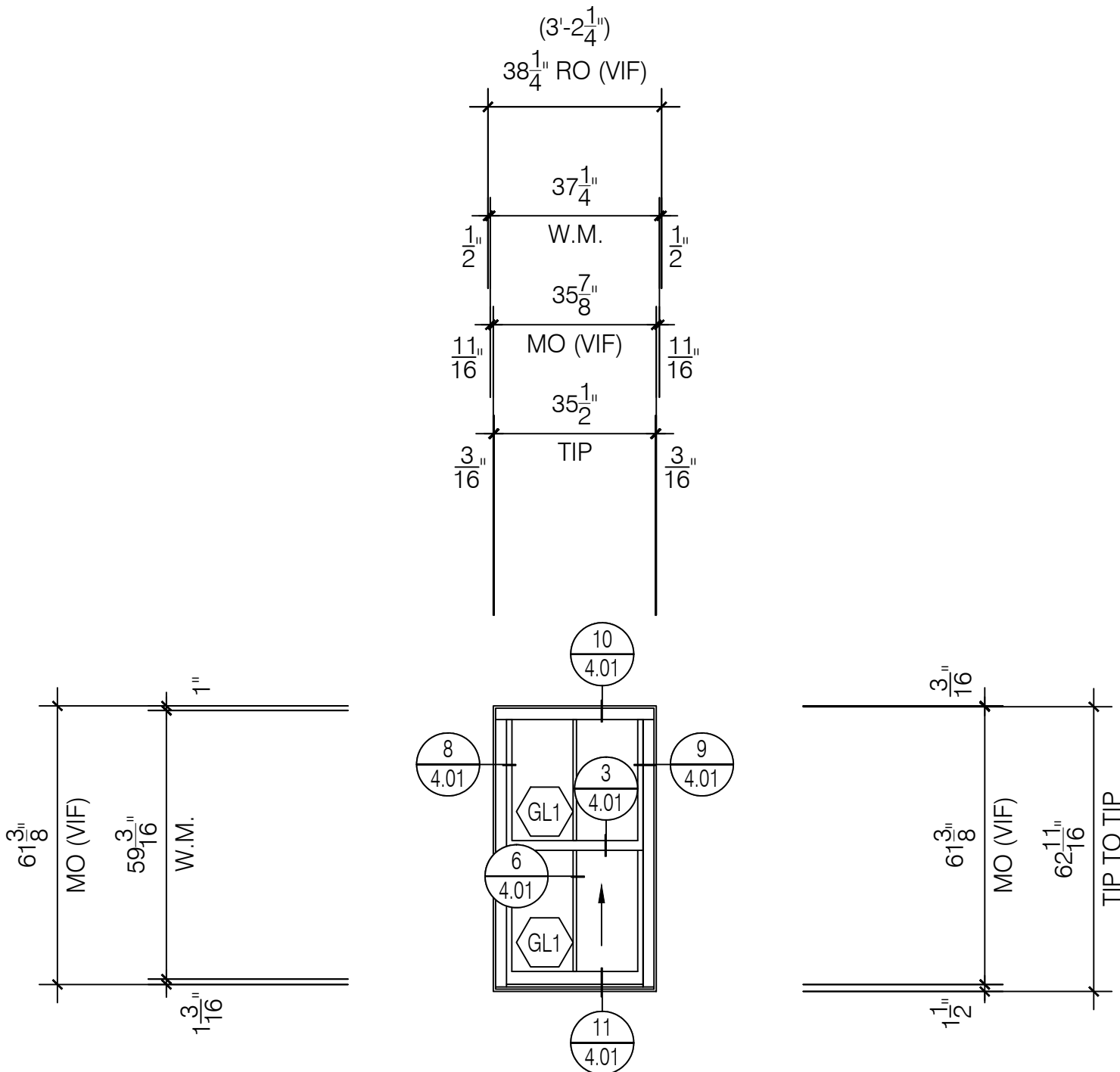


J1

Quaker H503 Series  
3 1/4" Single Hung System

Window  
Elevation  
Scale: 3/8" = 1' - 0"  
Arch Ref: J / A601

Total: 3 Thus




J3

Quaker H503 Series  
3 1/4" Single Hung System

Window  
Elevation  
Scale: 3/8" = 1' - 0"  
Arch Ref: J / A601

Total: 3 Thus



Environmental Glass, Inc.  
12675 Marlin Drive  
Redford, Michigan 48239  
Phone: (734) 261-1930 | Fax: (734) 261-5590

IMPORTANT  
These Shop Drawings are our interpretation of the contract documents. It shall be the responsibility of the General Contractor (or Construction Manager) to review these drawings for compliance with the design intent and Contract Documents. When these drawings are returned with "Approved", "Approved as Noted" or "Reviewed" stamped on them, it shall constitute the General Contractors (or Construction Managers) and Architects agreement that the Shop Drawings do comply with the design intent and the Contract Documents.

DO NOT SCALE PLANS  
Copying, Printing, Software and other processes required to produce these prints can stretch or shrink the actual paper or layout. Therefore, scaling of this drawing may be inaccurate. Contact the Glazing Contractor for any additional dimensions or clarifications.

Shop Drawings Prepared By



Charrette Studios Inc.  
23581 Donaldson Street  
Clinton Township, Michigan 48035  
P: 586-790-4329 | F: 586-790-4346

CSI Project Information  
Drawn By: Austin Domurat  
CSI Project No: 08012054

Architect  
Kraemer Design Group  
1420 Broadway  
Detroit, MI 48226

General Cntr. or Constuction Mgr.  
Turner Construction Company  
535 Griswold, Suite 1525  
Detroit, MI 48226

Issue & Revision Dates  
No. Date Subject  
1 08-10-17 First Submittal

Project Name & Location

Detroit Free Press Building  
321 West Lafayette Street  
Detroit, MI 48226

Window Shop Drawings


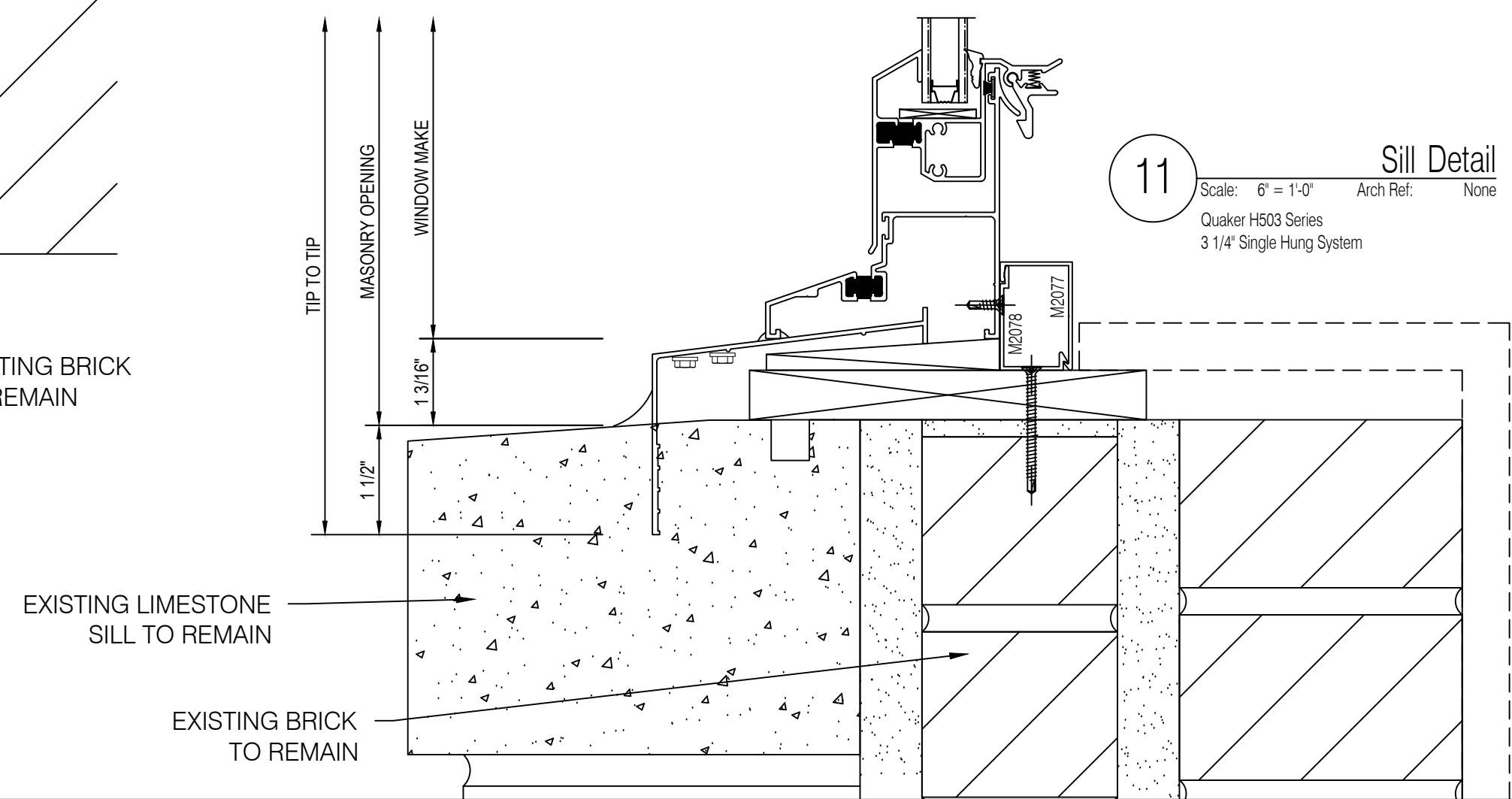
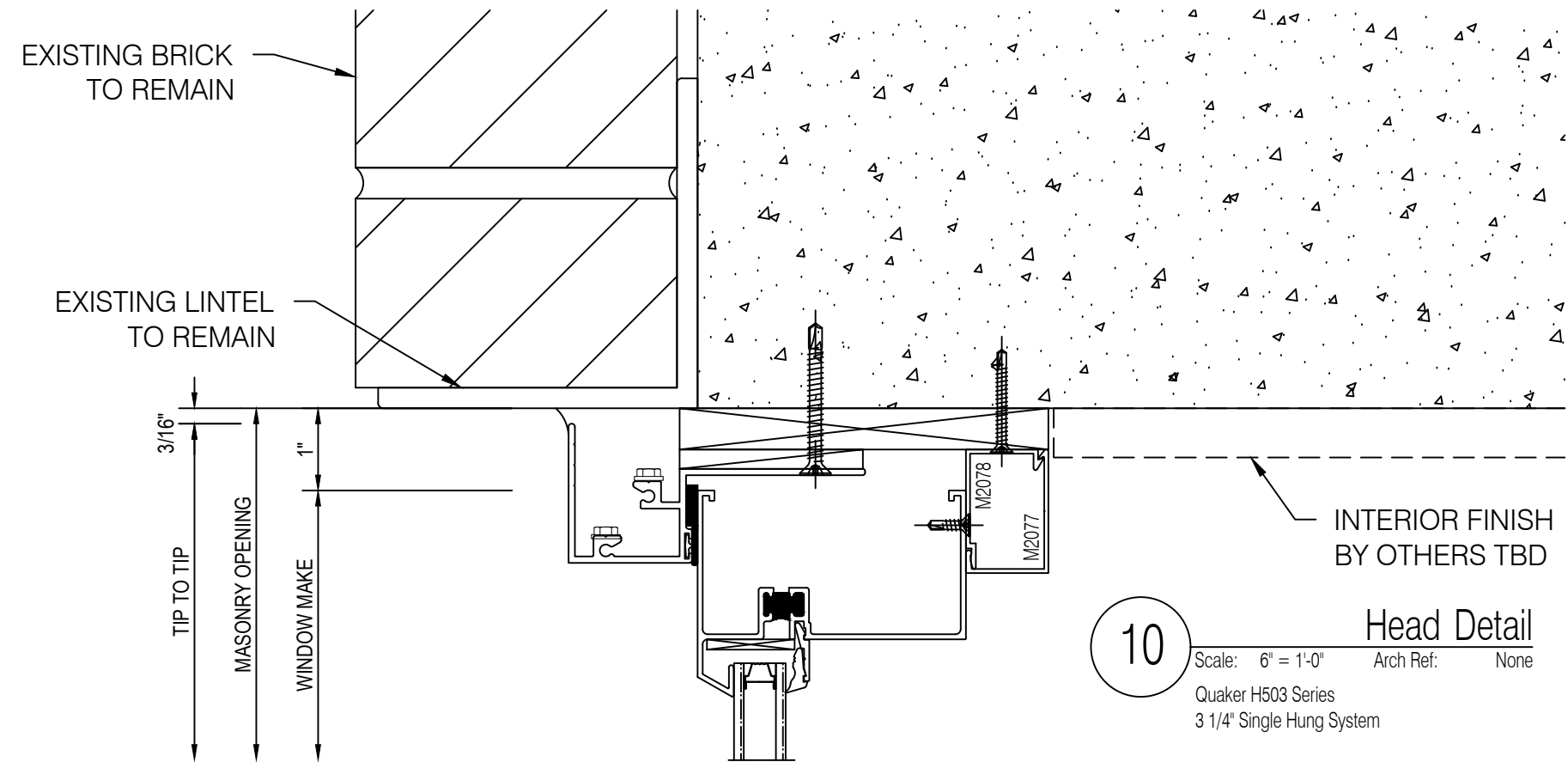
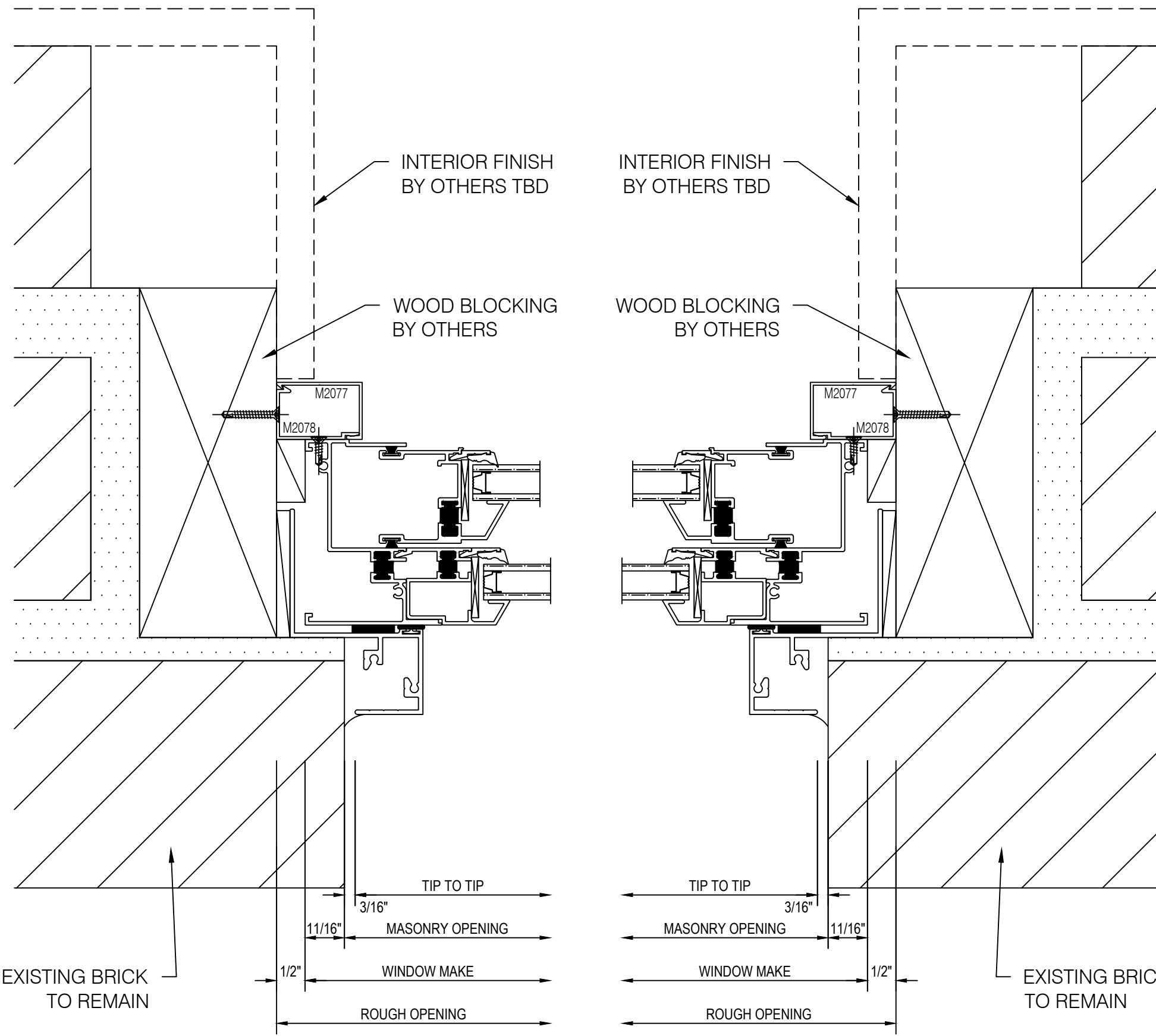
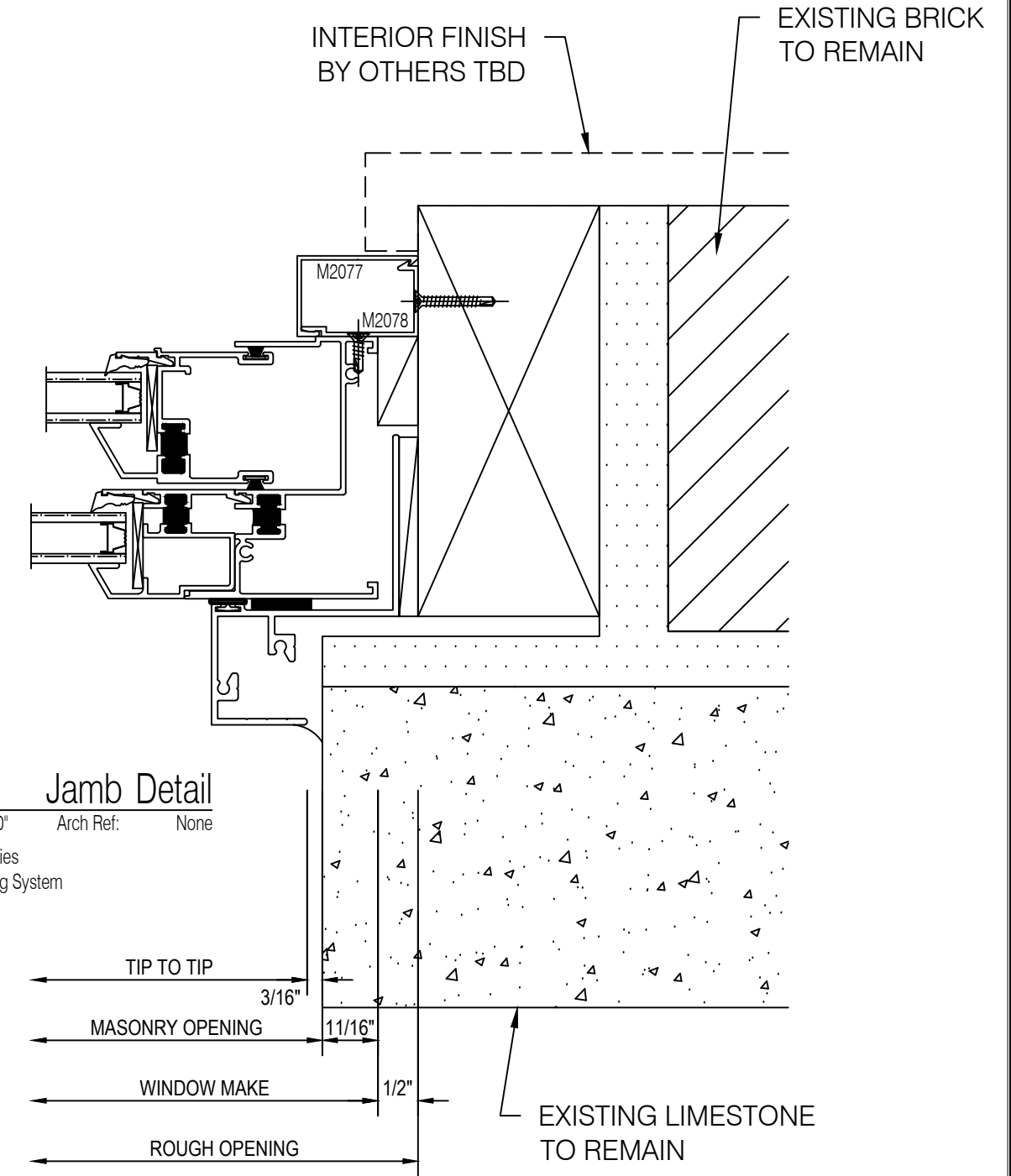
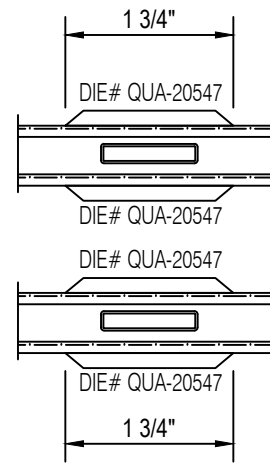
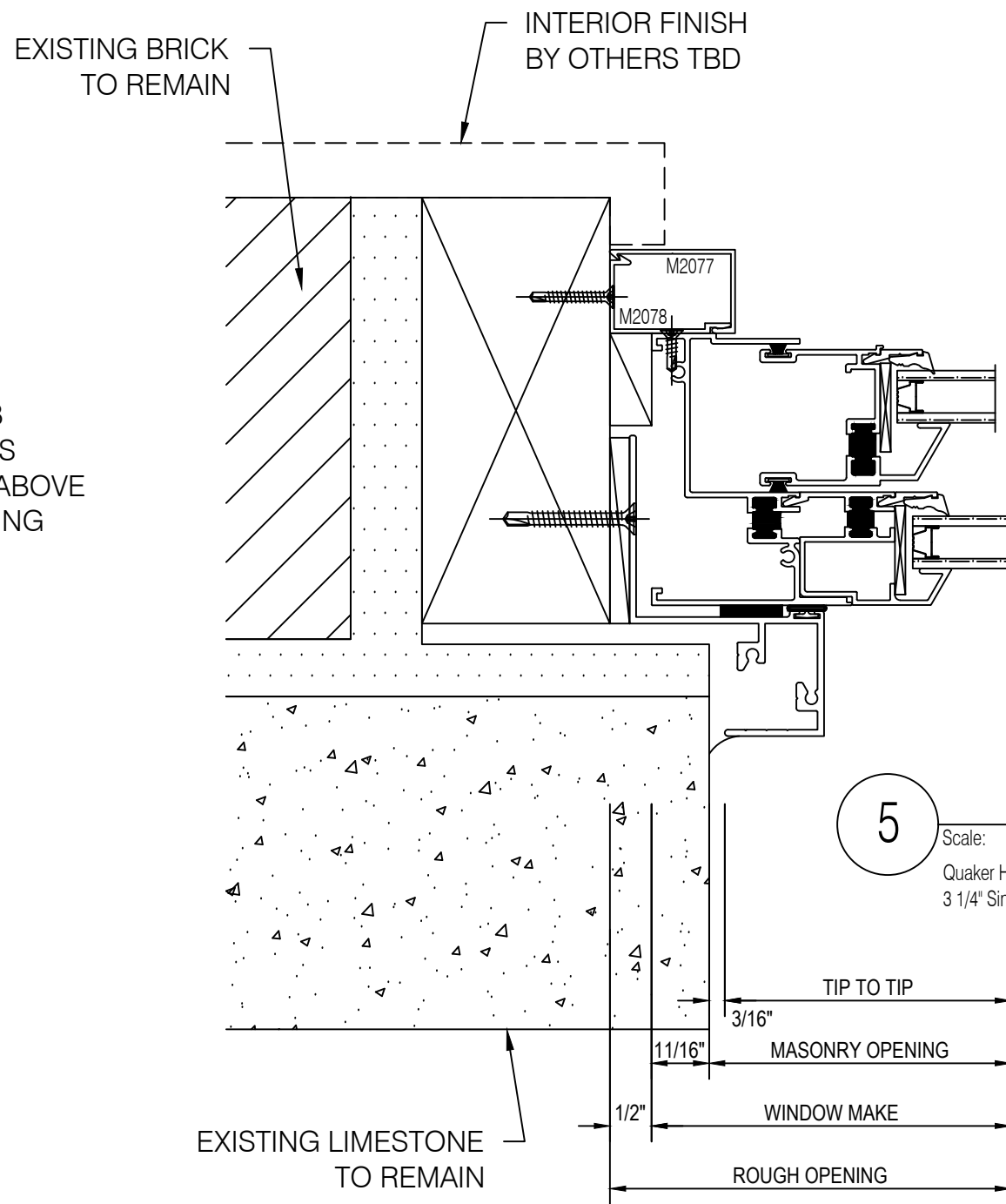
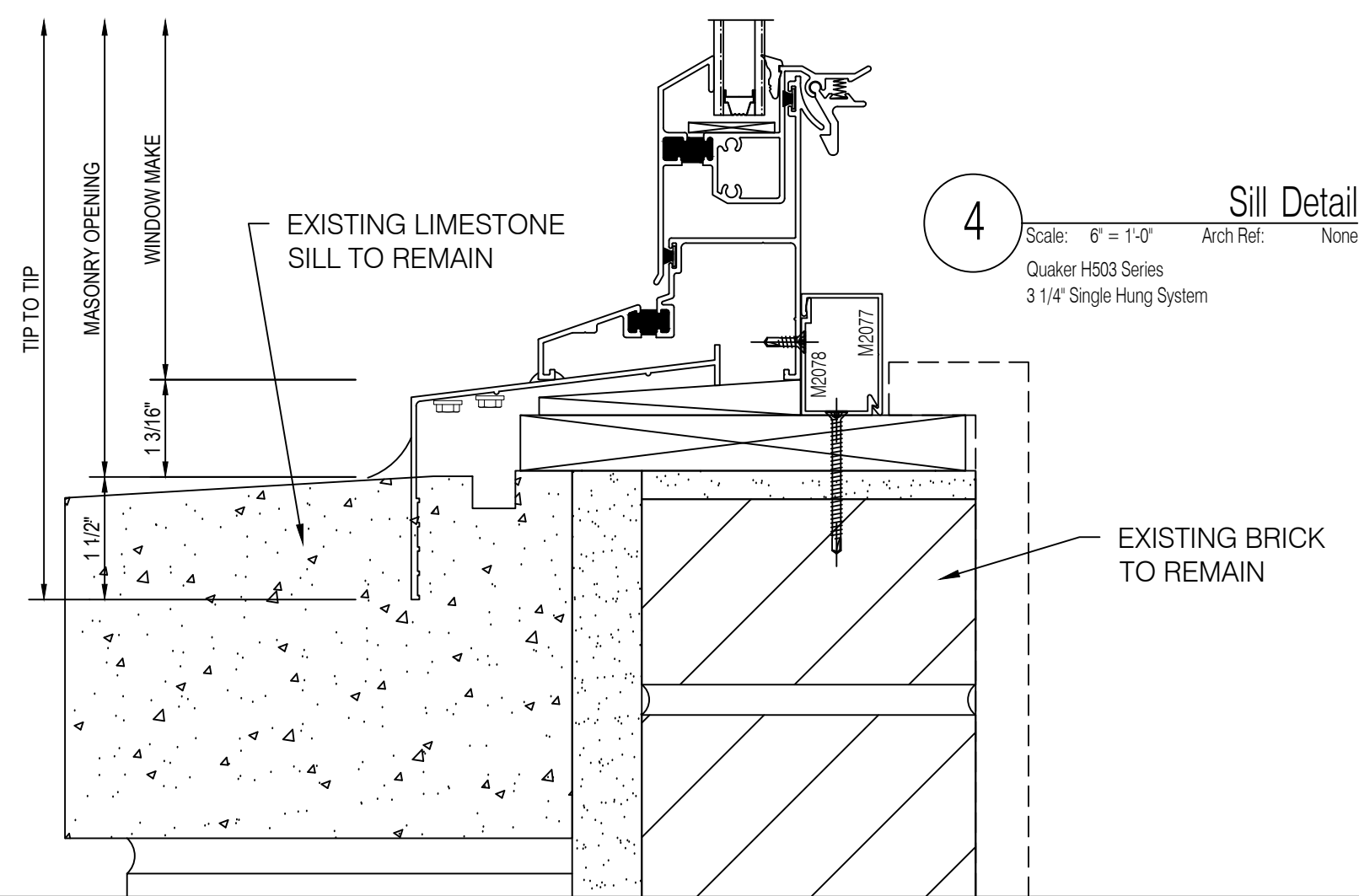
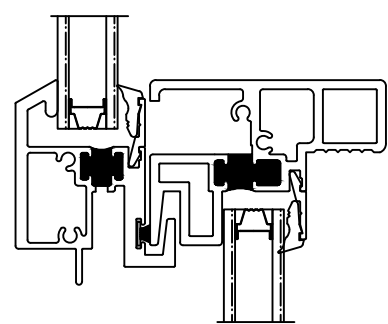
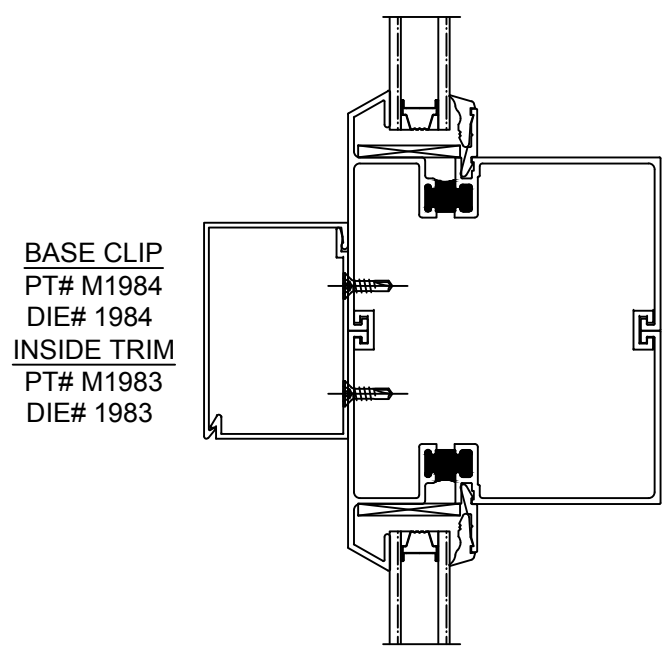
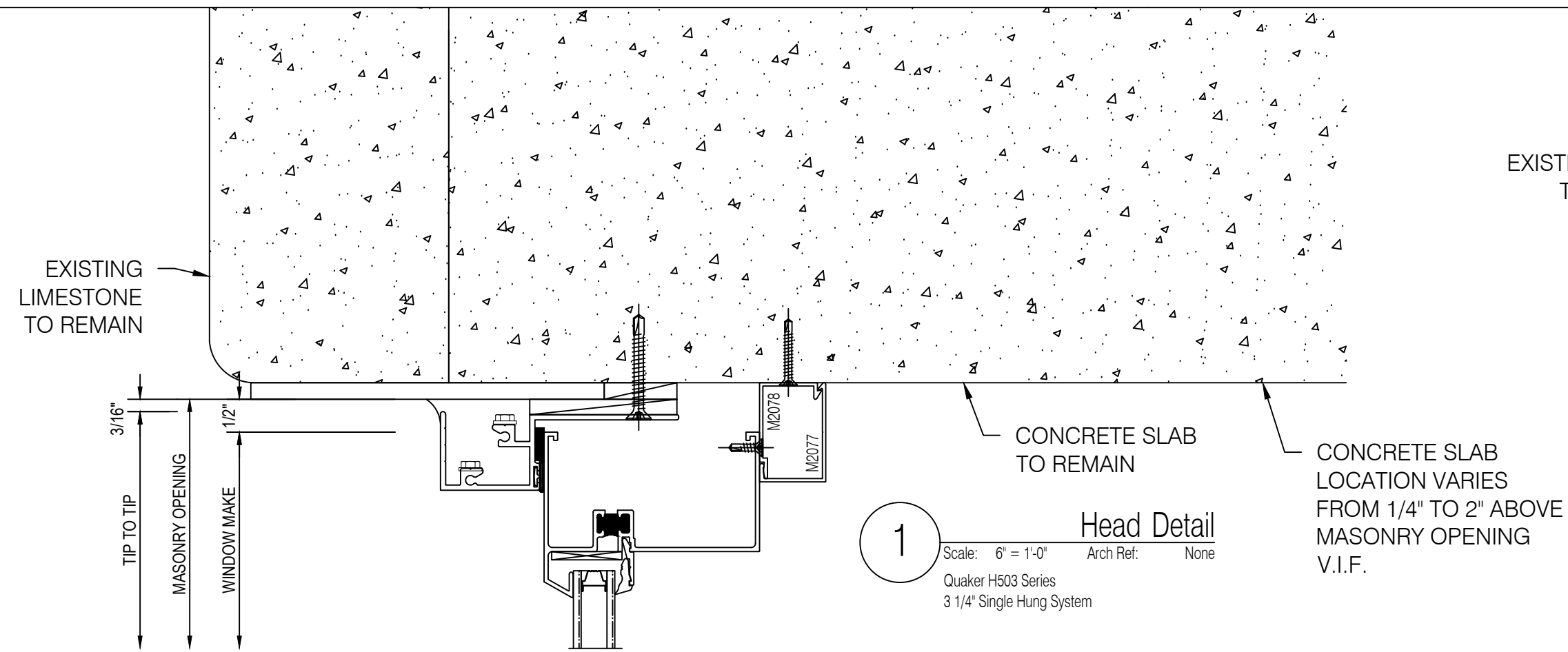
Project Information  
Project Manager: Ryan Snabes

Drawing Title  
Elevations

Scale: As Noted

Sheet Number

3.06



Environmental Glass, Inc.  
12675 Marlin Drive  
Redford, Michigan 48239  
Phone: (734) 261-1930 | Fax: (734) 261-5590

IMPORTANT  
These Shop Drawings are our interpretation of the contract documents. It shall be the responsibility of the General Contractor (or Construction Manager) to review these drawings for compliance with the design intent and Contract Documents. When these drawings are returned with "Approved", "Approved as Noted" or "Reviewed" stamped on them, it shall constitute the General Contractors (or Construction Managers) and Architects agreement that the Shop Drawings do comply with the design intent and the Contract Documents.

DO NOT SCALE PLANS  
Copying, Printing, Software and other processes required to produce these prints can stretch or shrink the actual paper or layout. Therefore, scaling of this drawing may be inaccurate. Contact the Glazing Contractor for any additional dimensions or clarifications.

Shop Drawings Prepared By



Charrette Studios Inc.  
23581 Donaldson Street  
Clinton Township, Michigan 48035  
P: 586-790-4329 | F: 586-790-4346

CSI Project Information

Drawn By: Austin Domurat  
CSI Project No: 08012054

Architect

Kraemer Design Group  
1420 Broadway  
Detroit, MI 48226

General Cntr. or Constuction Mgr.  
Turner Construction Company  
535 Griswold, Suite 1525  
Detroit, MI 48226

Issue & Revision Dates

No.	Date	Subject
1	08-10-17	First Submittal

Project Name & Location

Detroit Free Press Building  
321 West Lafayette Street  
Detroit, MI 48226

Window Shop Drawings

Project Information

Project Manager: Ryan Snabes


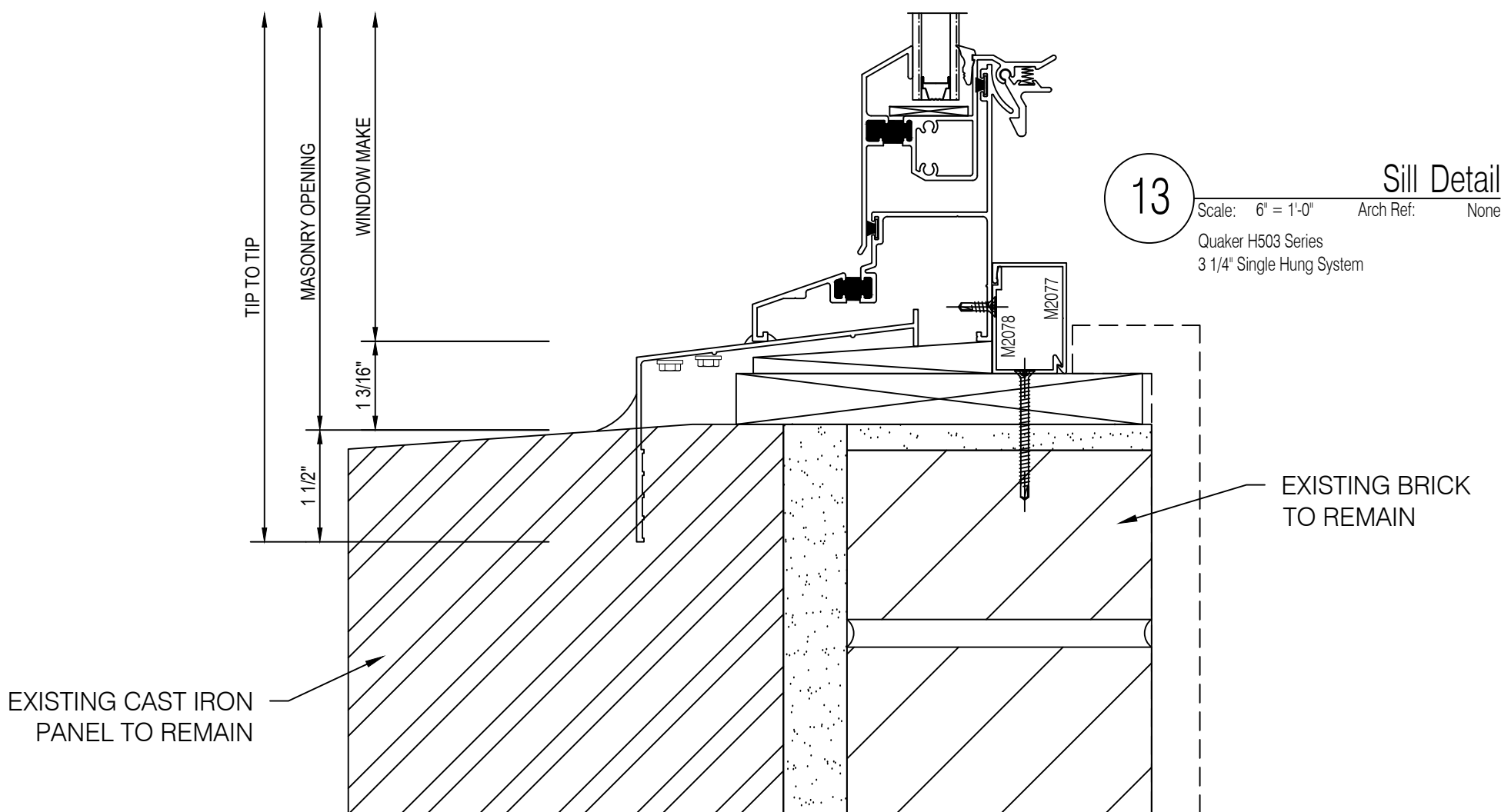
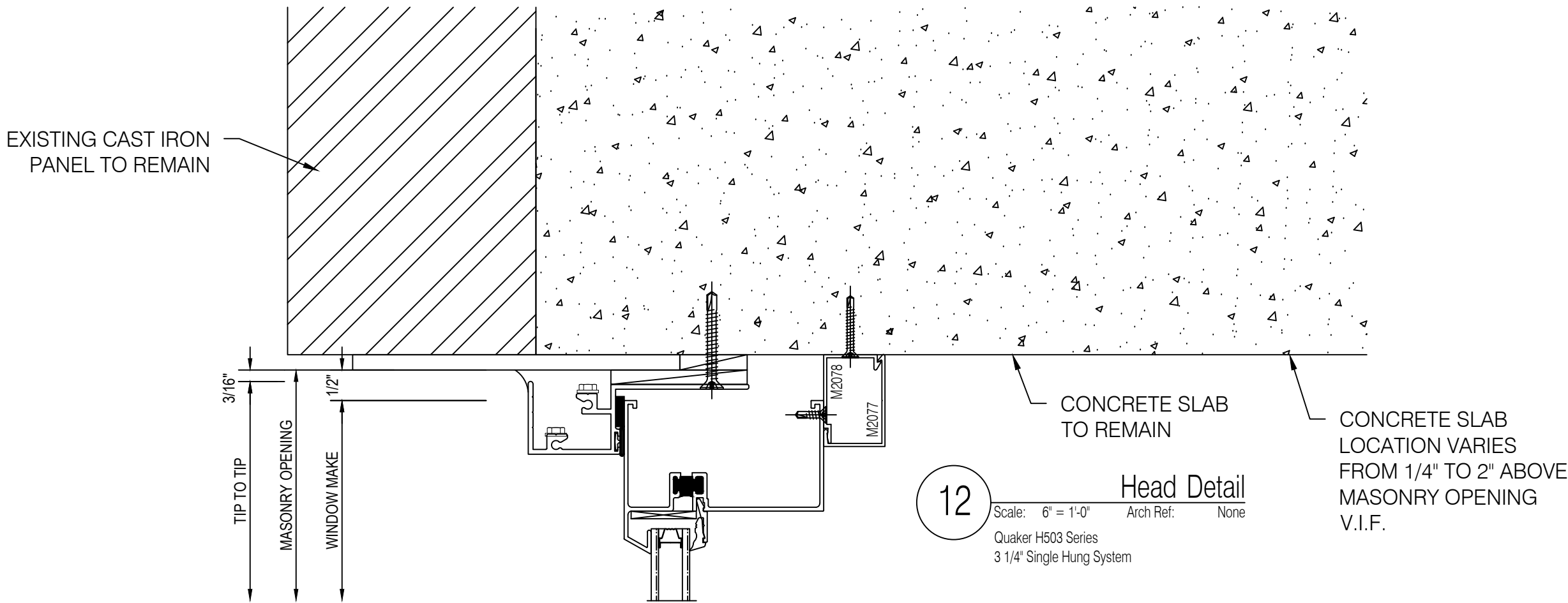
Drawing Title

Details

Scale: Not to Scale

Sheet Number

4.01



Environmental Glass, Inc.  
12675 Marlin Drive  
Redford, Michigan 48239  
Phone: (734) 261-1930 | Fax: (734) 261-5590

**IMPORTANT**  
These Shop Drawings are our interpretation of the contract documents. It shall be the responsibility of the General Contractor (or Construction Manager) to review these drawings for compliance with the design intent and Contract Documents. When these drawings are returned with "Approved", "Approved as Noted" or "Reviewed" stamped on them, it shall constitute the General Contractors (or Construction Managers) and Architects agreement that the Shop Drawings do comply with the design intent and the Contract Documents.

**DO NOT SCALE PLANS**  
Copying, Printing, Software and other processes required to produce these prints can stretch or shrink the actual paper or layout. Therefore, scaling of this drawing may be inaccurate. Contact the Glazing Contractor for any additional dimensions or clarifications.

Shop Drawings Prepared By



Charrette Studios Inc.  
23581 Donaldson Street  
Clinton Township, Michigan 48035  
P: 586-790-4329 | F: 586-790-4346

CSI Project Information

Drawn By: Austin Domurat  
CSI Project No: 08012054

Architect  
Kraemer Design Group  
1420 Broadway  
Detroit, MI 48226

General Cntr. or Constuction Mgr.  
Turner Construction Company  
535 Griswold, Suite 1525  
Detroit, MI 48226

No.	Date	Subject
1	08-10-17	First Submittal

Project Name & Location

Detroit Free Press Building  
321 West Lafayette Street  
Detroit, MI 48226

Window Shop Drawings

Project Information

Project Manager: Ryan Snabes

Drawing Title  
Details

Scale: Not to Scale

Sheet Number

4.02