


Detroit Free Press Building

321 West Lafayette Street
Detroit, MI 48226

Window Shop Drawings



Environmental Glass, Inc.
12675 Marlin Drive
Redford, Michigan 48239
Phone: (734) 261-1930 | Fax: (734) 261-5590

IMPORTANT
These Shop Drawings are our interpretation of the contract documents. It shall be the responsibility of the General Contractor (or Construction Manager) to review these drawings for compliance with the design intent and Contract Documents. When these drawings are returned with "Approved", "Approved as Noted" or "Reviewed" stamped on them, it shall constitute the General Contractors (or Construction Managers) and Architects agreement that the Shop Drawings do comply with the design intent and the Contract Documents.

DO NOT SCALE PLANS
Copying, Printing, Software and other processes required to produce these prints can stretch or shrink the actual paper or layout. Therefore, scaling of this drawing may be inaccurate. Contact the Glazing Contractor for any additional dimensions or clarifications.

Shop Drawings Prepared By



Charrette Studios Inc.
23581 Donaldson Street
Clinton Township, Michigan 48035
P: 586-790-4329 | F: 586-790-4346

CSI Project Information

Drawn By: Austin Domurat
CSI Project No: 08012054

Architect

Kraemer Design Group
1420 Broadway
Detroit, MI 48226

General Cntr. or Constuction Mgr.
Turner Construction Company
535 Griswold, Suite 1525
Detroit, MI 48226

Issue & Revision Dates

No.	Date	Subject
1	08-10-17	First Submittal

Project Name & Location

Detroit Free Press Building
321 West Lafayette Street
Detroit, MI 48226

Window Shop Drawings

Project Information

Project Manager: Ryan Snabes

Drawing Title

General Notes

Scale:

Sheet Number

Cover Page

Architect

Kraemer Design Group
1420 Broadway
Detroit, MI 48226
Ph: (313) 965-3399

General Contractor or Construction Manager

Turner Construction Company
535 Griswold, Suite 1525
Detroit, MI 48226
Ph: (313) 596-0500

Installation Notes:

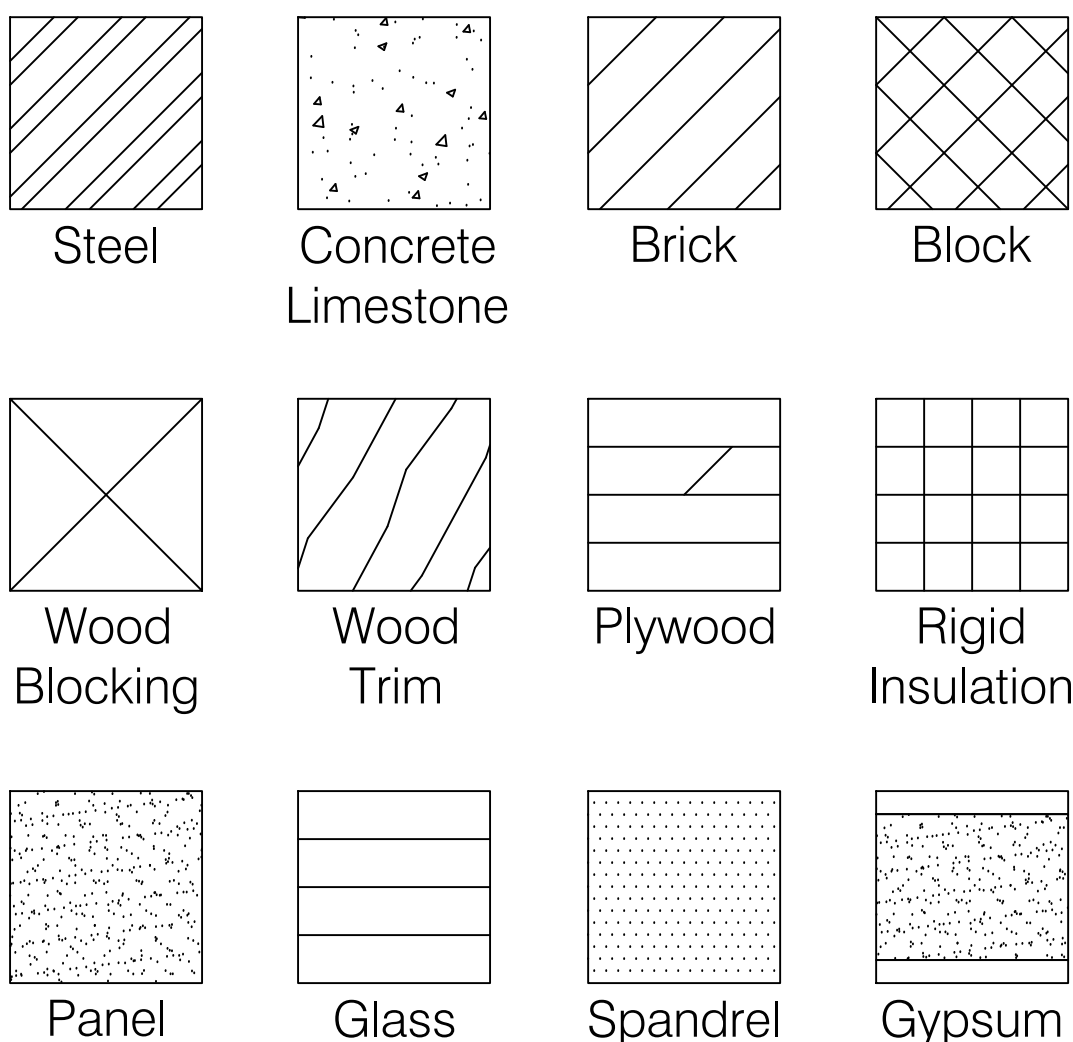
- All dimensions are to be field verified prior to any fabrication or installation of curtain wall, storefront and or window systems, unless guaranteed by the general contractor.
- Fastener types shown on the drawings are for reference only. Actual fastener types may vary due to field conditions as professionally determined by the glazing contractor.
- See manufacturers installation instructions for further information concerning both installation and fabrication.

Professional Engineers Seal

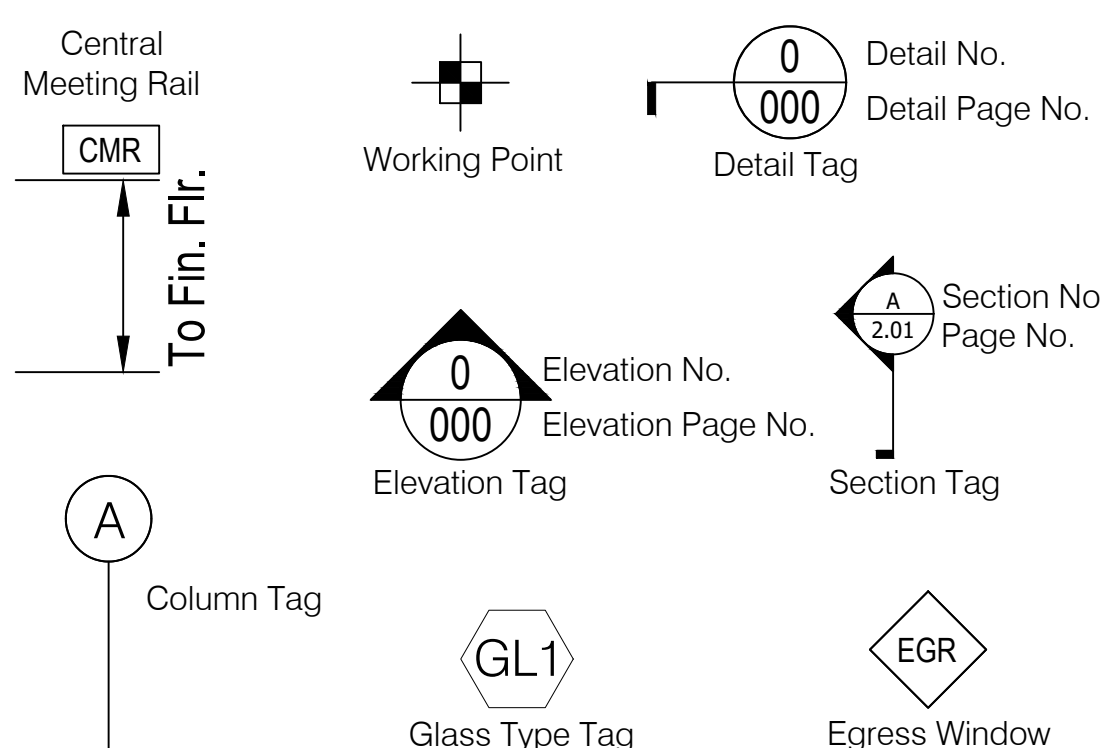
Sheet Index

Cover Page	General Notes
1.01 - 1.08	Floor Plans
2.01 - 2.05	Building Elevations
3.01 - 3.07	Elevations
4.01 - 4.02	Details

Hatch Patterns



Window Symbols



Abbreviations

R.O. = Rough Opening	W.L. = Wind Load
M.O. = Masonry Opening	D.L. = Dead Load
P.O. = Plaster Opening	T.O.M. = Top of Mullion
F.S. = Frame Size	B.O.M. = Bottom of Mullion
D.L.O. = Day Light Opening	T.O.S. = Top of Steel
D.O. = Door Opening	B.O.S. = Bottom of Steel
W.M. = Window Make	T.O. = Top of
A.D. = Assembled Dimension	TYP. = Typical
V.I.F. = Verify in Field	SIM. = Similar
REF. = Reference	HRDW. = Hardware
F.F. = Finish Floor	OPP. = Opposite
G.C. = General Contractor	O.H. = Opposite Hand
C.M. = Construction Manager	ELEV. = Elevation
N.T.S. = Not to Scale	W.P. = Working Point
CL = Center Line	S.S. = Stainless Steel

Specifications of Items Furnished by Glazing Contractor

Windows to be:

Quaker H503 Series, AW50 Rated 3 1/4" Single Hung Window System
Quaker H503 Series, AW50 Rated 3 1/4" Fixed Direct Set Window System
Custom Historical Panning Systems

Finish to be:

Manufacturer Standard AAMA 2604 Color Holly (Dark Green)

Hardware to be:

Class 5 Balances
Auto Sill Snap Lock/Hatch

All windows to have 4" Limited opening / Limit Stops
other than the 2nd and 3rd floor windows which are to recieve 0" Limit Stops

Window Marks for 2nd and 3rd Floor 0" limit as follows:

2nd Floor - A, A1, A2, E, E1
3rd Floor - D, D1, D2, D3, F, F1

Accessories to be:

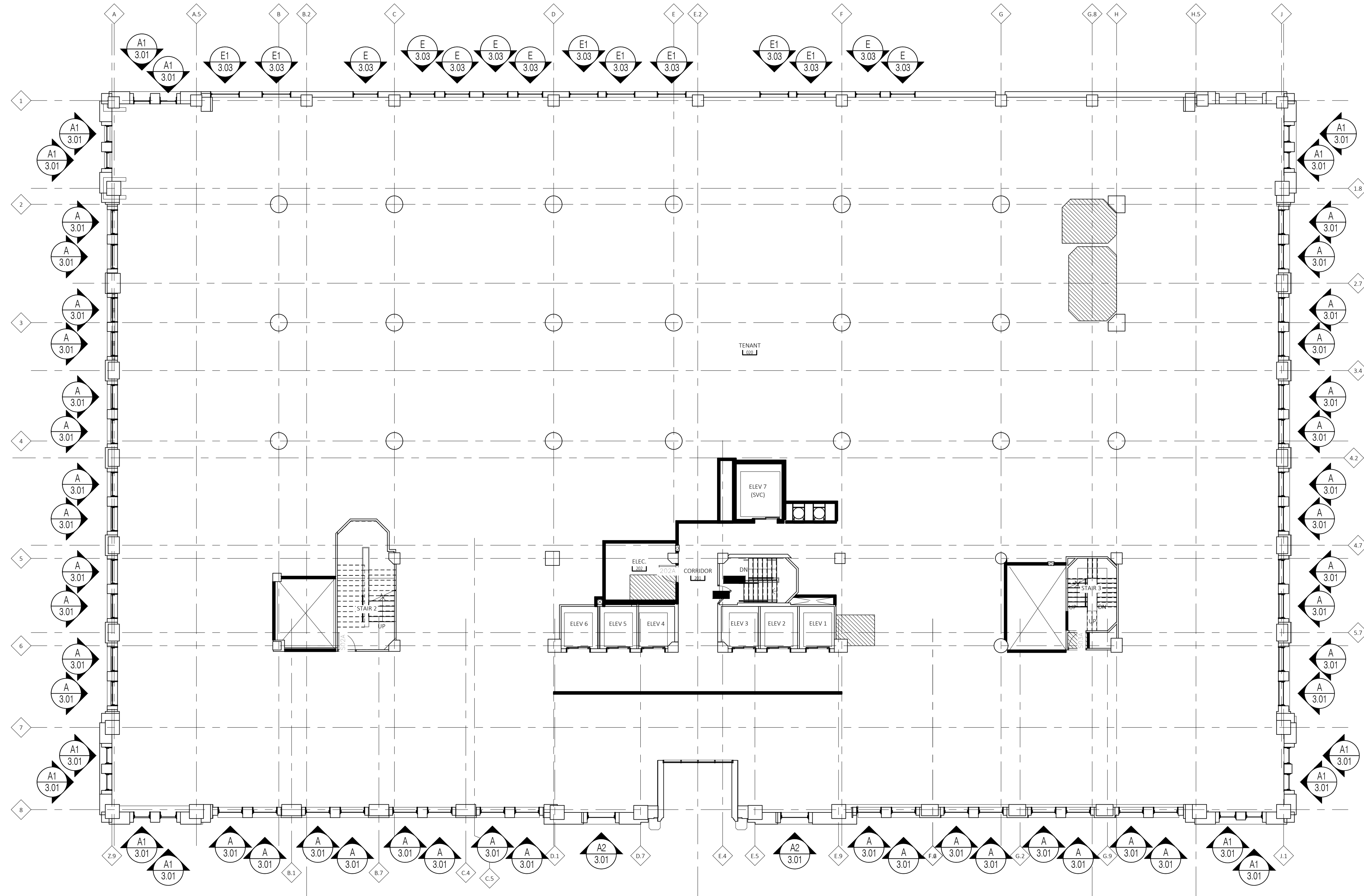
Muntin DIE# QUA-20547 (Courtyards, South Elevation, 14th Floor)
(Snap Trim Base Clip PT# M1984, DIE# 1984) → (2nd Floor Horizontal Nosing)
(Snap Trim Cover PT# M1983, DIE# 1983)
(Snap Trim Base Clip PT# M2078, DIE# CE-13131) → (Interior Full Perimeter)
(Snap Trim Cover PT# M2077, DIE# CE-13130)

Perimeter Caulking supplied by Environmental Glass, Inc. - See Separate Submittal


Glass Types to be:

GL1 5/8" Clear Insulated Glass Unit with Historically Correct Low-E Coating
OB: 3/16" Clear Heat Strengthened w/ Cardinal 272 Historic Low-E Coating on Surface #2
Space: 9/32" Cardinal Thermal Plastic Super Spacer Dual Seal Argon Infill
IB: 5/32" Clear Heat Strengthened

GL2 5/8" Clear Laminated Insulated Glass Unit with Historically Correct Low-E Coating
OB: 3/16" Clear Heat Strengthened w/ Cardinal 272 Historic Low-E Coating on Surface #2
Space: 3/16" Cardinal Thermal Plastic Super Spacer Dual Seal Argon Infill
IB: 1/4" Clear Laminated Lite
-1/8" Clear Annealed
-.030 PVB Interlayer
-1/8" Clear Annealed



2nd Floor
Floor Plan
Scale: 3/32" = 1' - 0"
Arch Ref: None



Environmental Glass, Inc.
12675 Marlin Drive
Redford, Michigan 48239
Phone: (734) 261-1930 | Fax: (734) 261-5590

IMPORTANT
These Shop Drawings are our interpretation of the contract documents. It shall be the responsibility of the General Contractor (or Construction Manager) to review these drawings for compliance with the design intent and Contract Documents. When these drawings are returned with "Approved", "Approved as Noted" or "Reviewed" stamped on them, it shall constitute the General Contractors (or Construction Managers) and Architects agreement that the Shop Drawings do comply with the design intent and the Contract Documents.

DO NOT SCALE PLANS
Copying, Printing, Software and other processes required to produce these prints can stretch or shrink the actual paper or layout. Therefore, scaling of this drawing may be inaccurate. Contact the Glazing Contractor for any additional dimensions or clarifications.

Shop Drawings Prepared By



Charrette Studios Inc.
23581 Donaldson Street
Clinton Township, Michigan 48035
P: 586-790-4329 | F: 586-790-4346

CSI Project Information
Drawn By: Austin Domurat
CSI Project No: 08012054

Architect
Kraemer Design Group
1420 Broadway
Detroit, MI 48226

General Cntr. or Constuction Mgr.
Turner Construction Company
535 Griswold, Suite 1525
Detroit, MI 48226

No.	Date	Subject
1	08-10-17	First Submittal

Project Name & Location

Detroit Free Press Building

321 West Lafayette Street
Detroit, MI 48226

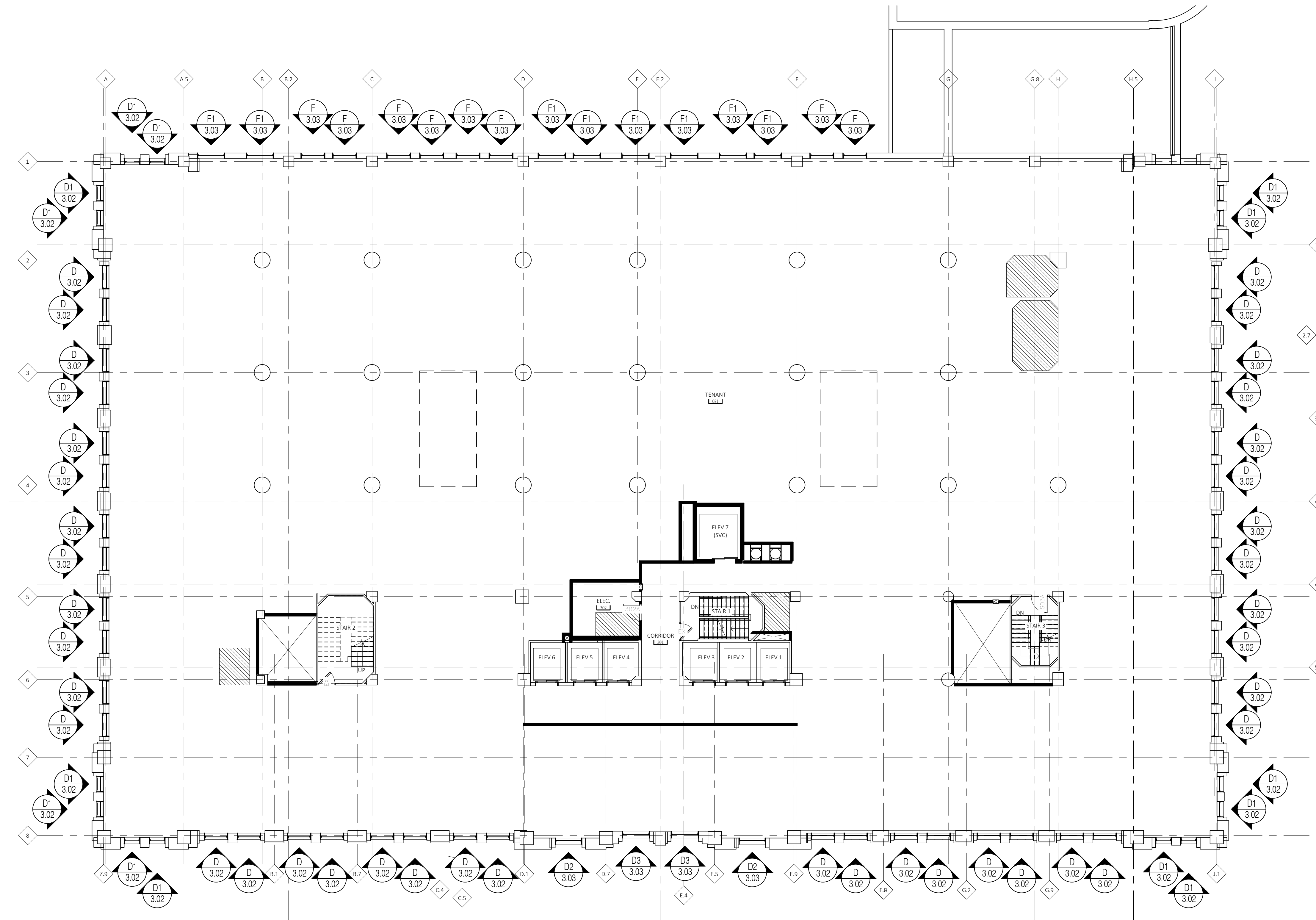
Window Shop Drawings

Project Information
Project Manager: Ryan Snabes

Drawing Title
Floor Plans

Scale: As Noted


Sheet Number
1.01



3rd Floor
Floor Plan

Scale: 3/32" = 1' - 0"

Arch Ref: None



Environmental Glass, Inc.

12675 Marlin Drive
Redford, Michigan 48239
Phone: (734) 261-1930 | Fax: (734) 261-5590

IMPORTANT

These Shop Drawings are our interpretation of the contract documents. It shall be the responsibility of the General Contractor (or Construction Manager) to review these drawings for compliance with the design intent and Contract Documents. When these drawings are returned with "Approved", "Approved as Noted" or "Reviewed" stamped on them, it shall constitute the General Contractors (or Construction Managers) and Architects agreement that the Shop Drawings do comply with the design intent and the Contract Documents.

DO NOT SCALE PLANS

Copying, Printing, Software and other processes required to produce these prints can stretch or shrink the actual paper or layout. Therefore, scaling of this drawing may be inaccurate. Contact the Glazing Contractor for any additional dimensions or clarifications.

Shop Drawings Prepared By



Charrette Studios Inc.
23581 Donaldson Street
Clinton Township, Michigan 48035
P: 586-790-4329 | F: 586-790-4346

CSI Project Information

Drawn By: Austin Domurat
CSI Project No: 08012054

Architect

Kraemer Design Group
1420 Broadway
Detroit, MI 48226

General Cntr. or Constuction Mgr.

Turner Construction Company
535 Griswold, Suite 1525
Detroit, MI 48226

Issue & Revision Dates

No.	Date	Subject
1	08-10-17	First Submittal

Project Name & Location

Detroit Free Press Building

321 West Lafayette Street
Detroit, MI 48226

Window Shop Drawings

Project Information

Project Manager: Ryan Snabes

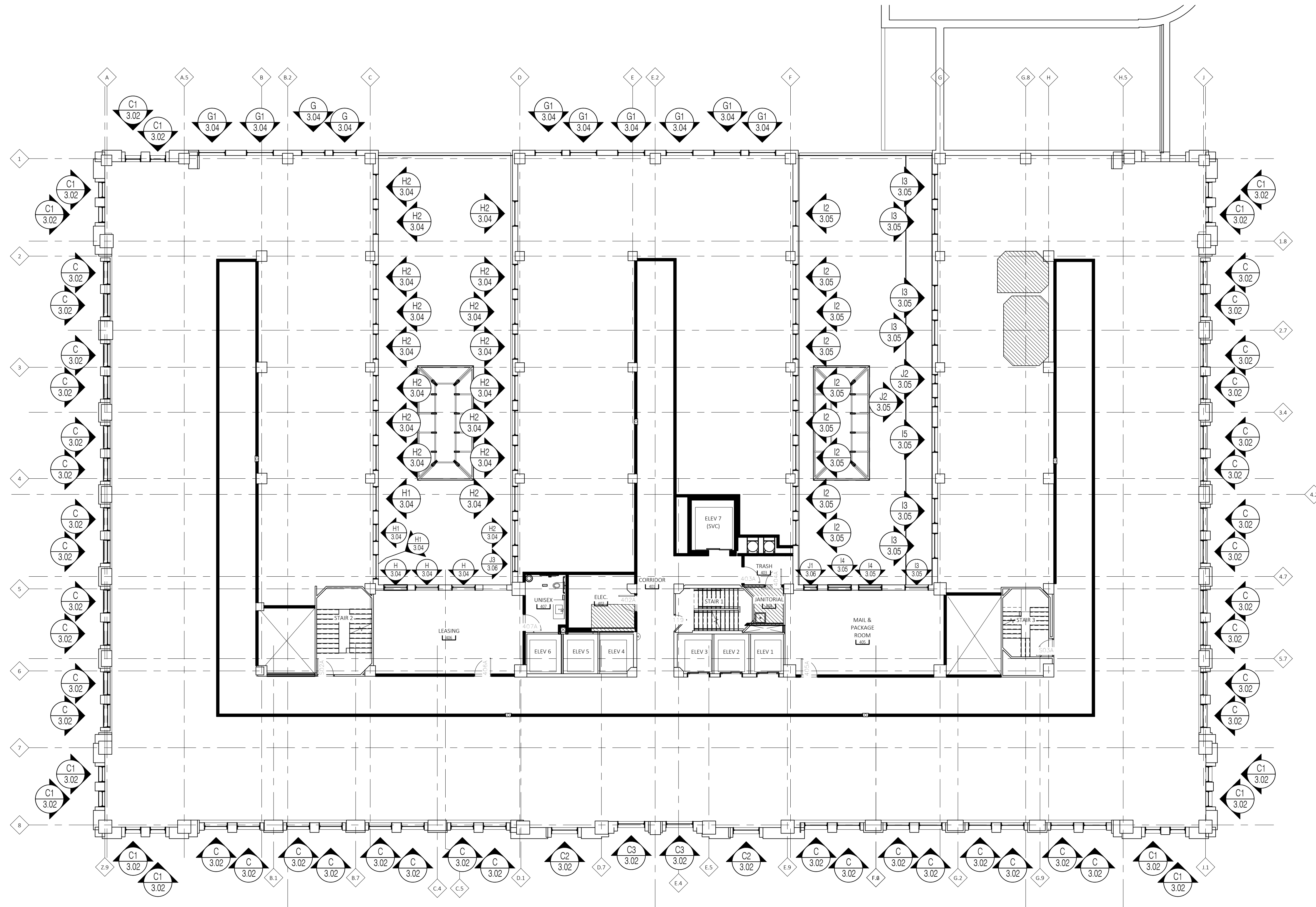
Drawing Title

Floor Plans


Scale: As Noted

Sheet Number

1.02



4th Floor
Floor Plan
Scale: 3/32" = 1' - 0"
Arch Ref: None



Environmental Glass, Inc.
12675 Marlin Drive
Redford, Michigan 48239
Phone: (734) 261-1930 | Fax: (734) 261-5590

IMPORTANT
These Shop Drawings are our interpretation of the contract documents. It shall be the responsibility of the General Contractor (or Construction Manager) to review these drawings for compliance with the design intent and Contract Documents. When these drawings are returned with "Approved", "Approved as Noted" or "Reviewed" stamped on them, it shall constitute the General Contractors (or Construction Managers) and Architects agreement that the Shop Drawings do comply with the design intent and the Contract Documents.

DO NOT SCALE PLANS
Copying, Printing, Software and other processes required to produce these prints can stretch or shrink the actual paper or layout. Therefore, scaling of this drawing may be inaccurate. Contact the Glazing Contractor for any additional dimensions or clarifications.

Shop Drawings Prepared By



Charrette Studios Inc.
23581 Donaldson Street
Clinton Township, Michigan 48035
P: 586-790-4329 | F: 586-790-4346

CSI Project Information

Drawn By: Austin Domurat
CSI Project No: 08012054

Architect

Kraemer Design Group
1420 Broadway
Detroit, MI 48226

General Cntr. or Constuction Mgr.

Turner Construction Company
535 Griswold, Suite 1525
Detroit, MI 48226

Issue & Revision Dates

No.	Date	Subject
1	08-10-17	First Submittal

Project Name & Location

Detroit Free Press Building

321 West Lafayette Street
Detroit, MI 48226

Window Shop Drawings

Project Information

Project Manager: Ryan Snabes


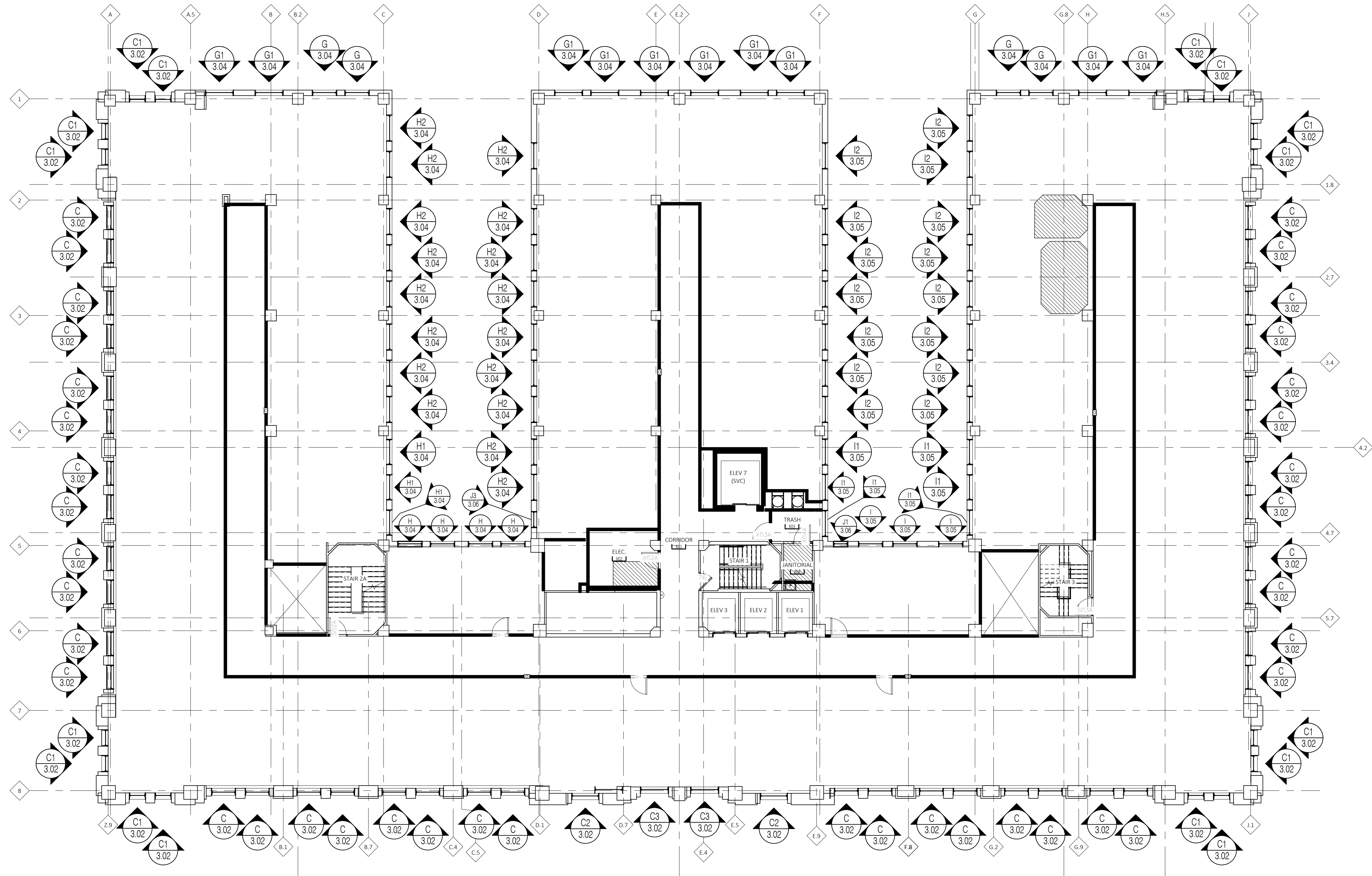
Drawing Title

Floor Plans


Scale: As Noted

Sheet Number

1.03



5th Floor
Floor Plan
Scale: 3/32" = 1' - 0"
Arch Ref: None



Environmental Glass, Inc.
12675 Marlin Drive
Redford, Michigan 48239
Phone: (734) 261-1930 | Fax: (734) 261-5590

IMPORTANT
These Shop Drawings are our interpretation of the contract documents. It shall be the responsibility of the General Contractor (or Construction Manager) to review these drawings for compliance with the design intent and Contract Documents. When these drawings are returned with "Approved", "Approved as Noted" or "Reviewed" stamped on them, it shall constitute the General Contractors (or Construction Managers) and Architects agreement that the Shop Drawings do comply with the design intent and the Contract Documents.

DO NOT SCALE PLANS
Copying, Printing, Software and other processes required to produce these prints can stretch or shrink the actual paper or layout. Therefore, scaling of this drawing may be inaccurate. Contact the Glazing Contractor for any additional dimensions or clarifications.

Shop Drawings Prepared By



Charrette Studios Inc.
23581 Donaldson Street
Clinton Township, Michigan 48035
P: 586-790-4329 | F: 586-790-4346

CSI Project Information

Drawn By: Austin Domurat
CSI Project No: 08012054

Architect
Kraemer Design Group
1420 Broadway
Detroit, MI 48226

General Cntr. or Constuction Mgr.
Turner Construction Company
535 Griswold, Suite 1525
Detroit, MI 48226

No.	Date	Subject
1	08-10-17	First Submittal

Project Name & Location

Detroit Free Press Building
321 West Lafayette Street
Detroit, MI 48226

Window Shop Drawings


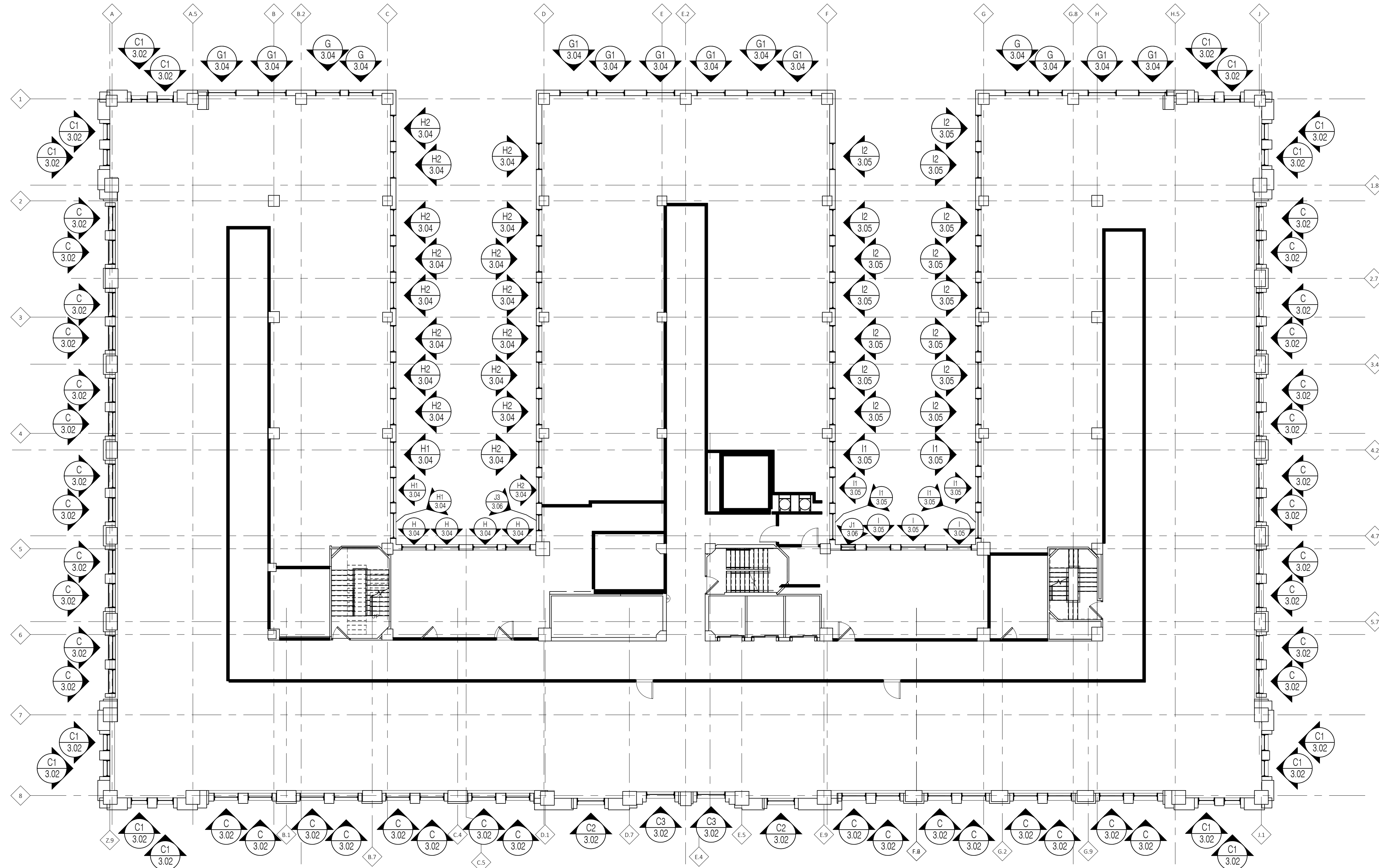
Project Information

Project Manager: Ryan Snabes


Drawing Title
Floor Plans

Scale: As Noted

Sheet Number
1.04



6th Floor
Floor Plan
Scale: 3/32" = 1' - 0"
Arch Ref: None



Environmental Glass, Inc.
12675 Marlin Drive
Redford, Michigan 48239
Phone: (734) 261-1930 | Fax: (734) 261-5590

IMPORTANT
These Shop Drawings are our interpretation of the contract documents. It shall be the responsibility of the General Contractor (or Construction Manager) to review these drawings for compliance with the design intent and Contract Documents. When these drawings are returned with "Approved", "Approved as Noted" or "Reviewed" stamped on them, it shall constitute the General Contractors (or Construction Managers) and Architects agreement that the Shop Drawings do comply with the design intent and the Contract Documents.

DO NOT SCALE PLANS
Copying, Printing, Software and other processes required to produce these prints can stretch or shrink the actual paper or layout. Therefore, scaling of this drawing may be inaccurate. Contact the Glazing Contractor for any additional dimensions or clarifications.

Shop Drawings Prepared By



Charrette Studios Inc.
23581 Donaldson Street
Clinton Township, Michigan 48035
P: 586-790-4329 | F: 586-790-4346

CSI Project Information
Drawn By: Austin Domurat
CSI Project No: 08012054

Architect
Kraemer Design Group
1420 Broadway
Detroit, MI 48226

General Cntr. or Constuction Mgr.
Turner Construction Company
535 Griswold, Suite 1525
Detroit, MI 48226

No.	Date	Subject
1	08-10-17	First Submittal

Project Name & Location

Detroit Free Press Building

321 West Lafayette Street
Detroit, MI 48226

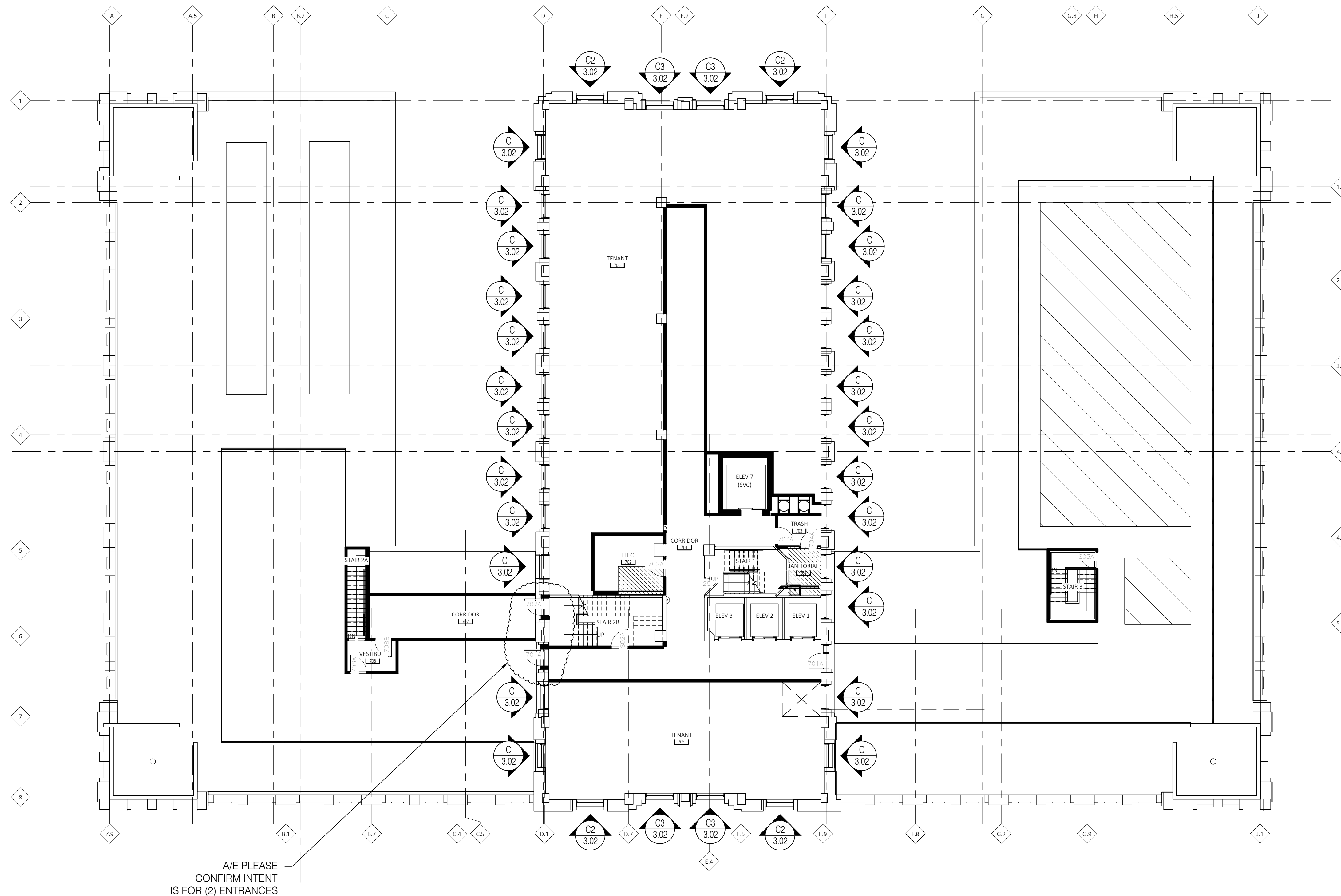
Window Shop Drawings

Project Information
Project Manager: Ryan Snabes


Drawing Title
Floor Plans

Scale: As Noted

Sheet Number
1.05



7th Floor
Floor Plan
Scale: 3/32" = 1' - 0"
Arch Ref: None



Environmental Glass, Inc.
12675 Marlin Drive
Redford, Michigan 48239
Phone: (734) 261-1930 | Fax: (734) 261-5590

IMPORTANT
These Shop Drawings are our interpretation of the contract documents. It shall be the responsibility of the General Contractor (or Construction Manager) to review these drawings for compliance with the design intent and Contract Documents. When these drawings are returned with "Approved", "Approved as Noted" or "Reviewed" stamped on them, it shall constitute the General Contractors (or Construction Managers) and Architects agreement that the Shop Drawings do comply with the design intent and the Contract Documents.

DO NOT SCALE PLANS
Copying, Printing, Software and other processes required to produce these prints can stretch or shrink the actual paper or layout. Therefore, scaling of this drawing may be inaccurate. Contact the Glazing Contractor for any additional dimensions or clarifications.

Shop Drawings Prepared By



Charrette Studios Inc.
23581 Donaldson Street
Clinton Township, Michigan 48035
P: 586-790-4329 | F: 586-790-4346

CSI Project Information

Drawn By: Austin Domurat
CSI Project No: 08012054

Architect
Kraemer Design Group
1420 Broadway
Detroit, MI 48226

General Cntr. or Constuction Mgr.
Turner Construction Company
535 Griswold, Suite 1525
Detroit, MI 48226

Issue & Revision Dates		
No.	Date	Subject
1	08-10-17	First Submittal

Project Name & Location

Detroit Free Press Building
321 West Lafayette Street
Detroit, MI 48226

Window Shop Drawings

Project Information

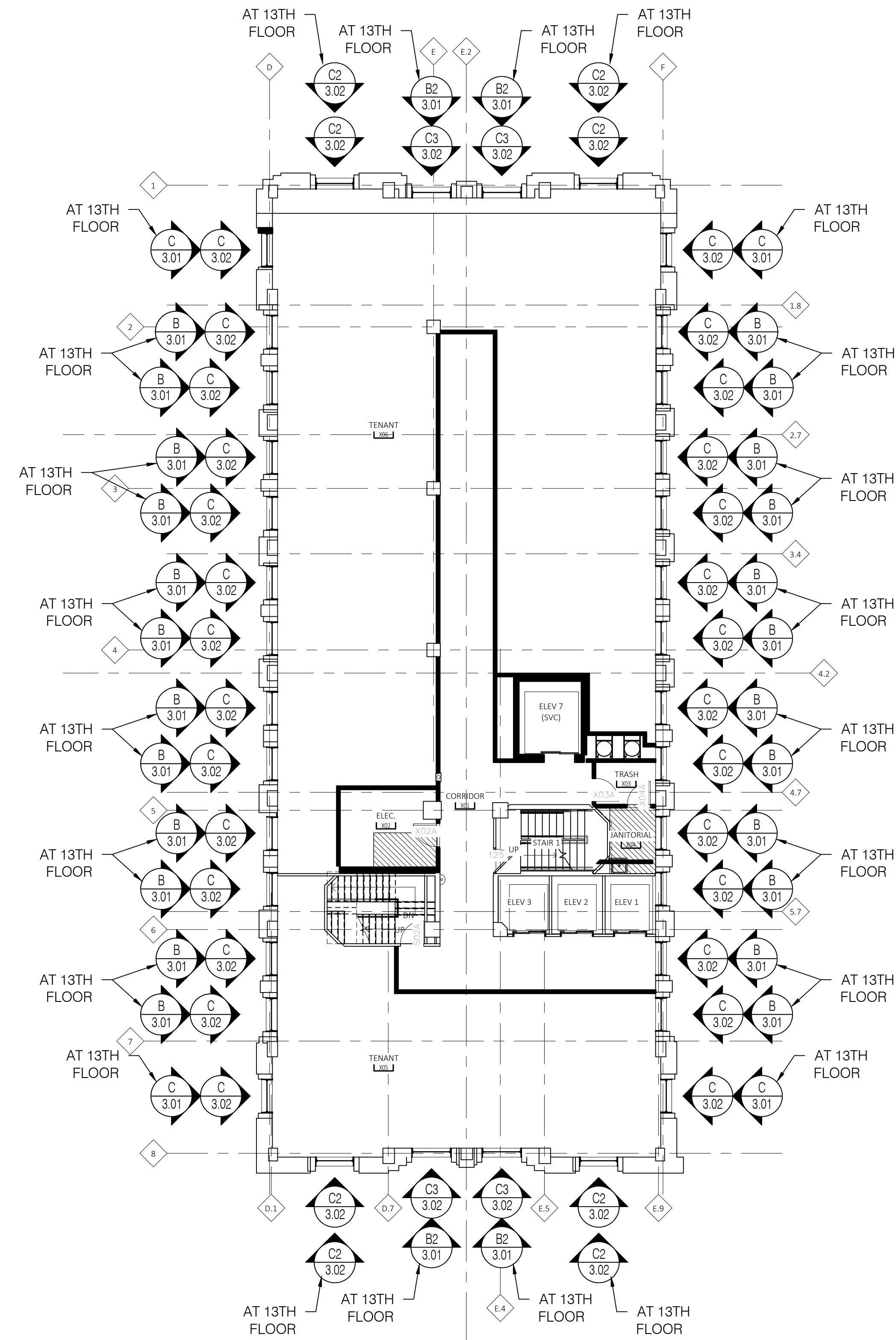
Project Manager: Ryan Snabes

Drawing Title
Floor Plans

Scale: As Noted

Sheet Number


1.06



8th-13th Floor
Floor Plan

Scale: 3/32" = 1' - 0"

Arch Ref: None



Environmental Glass, Inc.

12675 Marlin Drive
Redford, Michigan 48239
Phone: (734) 261-1930 | Fax: (734) 261-5590

IMPORTANT

These Shop Drawings are our interpretation of the contract documents. It shall be the responsibility of the General Contractor (or Construction Manager) to review these drawings for compliance with the design intent and Contract Documents.

When these drawings are returned with "Approved", "Approved as Noted" or "Reviewed" stamped on them, it shall constitute the General Contractors (or Construction Managers) and Architects agreement that the Shop Drawings do comply with the design intent and the Contract Documents.

DO NOT SCALE PLANS

Copying, Printing, Software and other processes required to produce these prints can stretch or shrink the actual paper or layout.

Therefore, scaling of this drawing may be inaccurate. Contact the Glazing Contractor for any additional dimensions or clarifications.

Shop Drawings Prepared By



Charrette Studios Inc.
23581 Donaldson Street
Clinton Township, Michigan 48035
P: 586-790-4329 | F: 586-790-4346

CSI Project Information

Drawn By: Austin Domurat
CSI Project No: 08012054

Architect

Kraemer Design Group
1420 Broadway
Detroit, MI 48226

General Cntr. or Constuction Mgr.

Turner Construction Company
535 Griswold, Suite 1525
Detroit, MI 48226

Issue & Revision Dates

No.	Date	Subject
1	08-10-17	First Submittal

Project Name & Location

Detroit Free Press Building

321 West Lafayette Street
Detroit, MI 48226

Window Shop Drawings

Project Information

Project Manager: Ryan Snabes

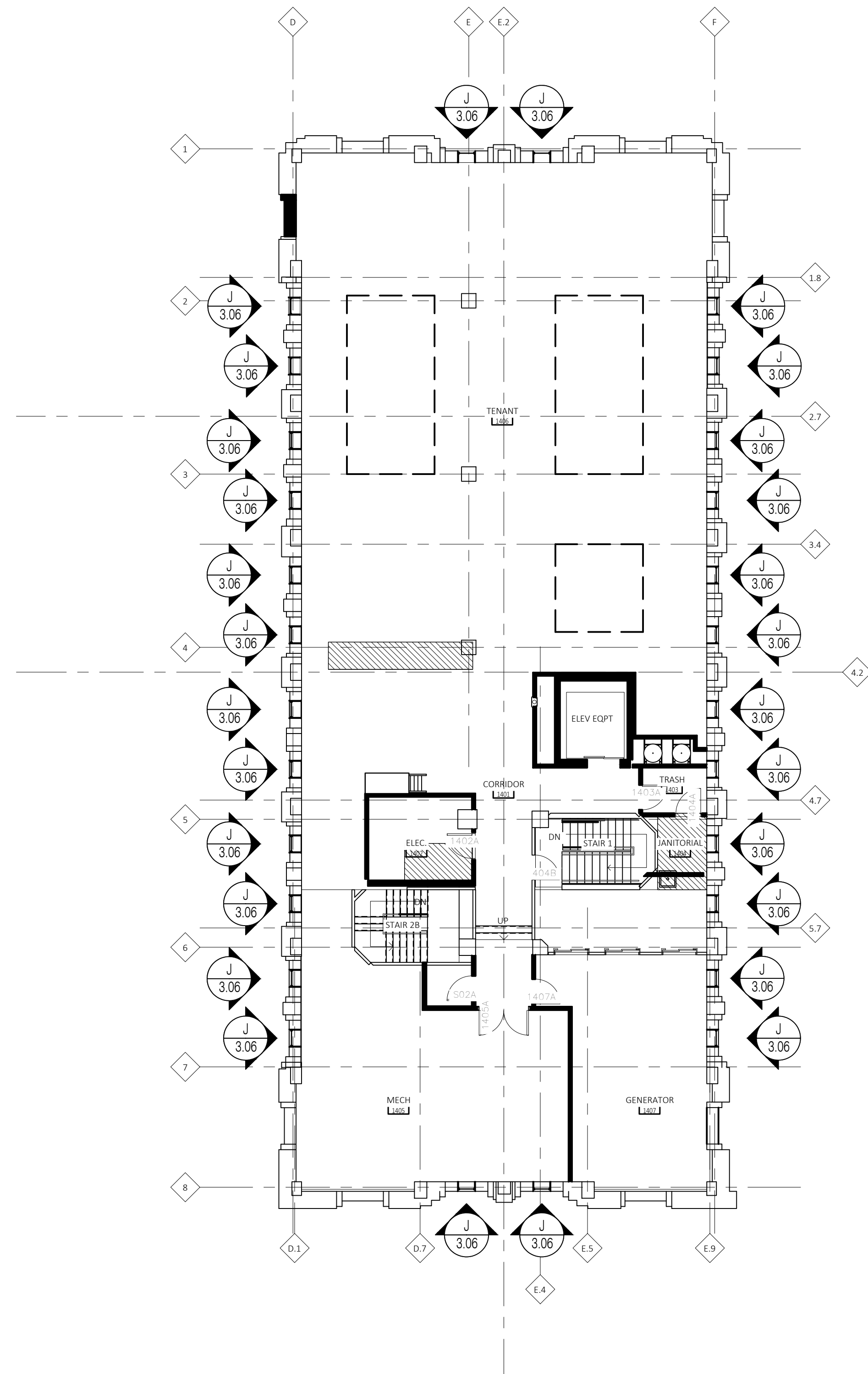
Drawing Title

Floor Plans

Scale: As Noted


Sheet Number

1.07



14th Floor
Floor Plan

Scale: 3/32" = 1' - 0"
Arch Ref: None



Environmental Glass, Inc.
12675 Marlin Drive
Redford, Michigan 48239
Phone: (734) 261-1930 | Fax: (734) 261-5590

IMPORTANT
These Shop Drawings are our interpretation of the contract documents. It shall be the responsibility of the General Contractor (or Construction Manager) to review these drawings for compliance with the design intent and Contract Documents. When these drawings are returned with "Approved", "Approved as Noted" or "Reviewed" stamped on them, it shall constitute the General Contractors (or Construction Managers) and Architects agreement that the Shop Drawings do comply with the design intent and the Contract Documents.

DO NOT SCALE PLANS
Copying, Printing, Software and other processes required to produce these prints can stretch or shrink the actual paper or layout. Therefore, scaling of this drawing may be inaccurate. Contact the Glazing Contractor for any additional dimensions or clarifications.

Shop Drawings Prepared By



Charrette Studios Inc.
23581 Donaldson Street
Clinton Township, Michigan 48035
P: 586-790-4329 | F: 586-790-4346

CSI Project Information

Drawn By: Austin Domurat
CSI Project No: 08012054

Architect
Kraemer Design Group
1420 Broadway
Detroit, MI 48226

General Cntr. or Constuction Mgr.
Turner Construction Company
535 Griswold, Suite 1525
Detroit, MI 48226

Issue & Revision Dates		
No.	Date	Subject
1	08-10-17	First Submittal

Project Name & Location

Detroit Free Press Building
321 West Lafayette Street
Detroit, MI 48226

Window Shop Drawings

Project Information



Project Manager: Ryan Snabes

Drawing Title
Floor Plans

Scale: As Noted

Sheet Number

1.08



Environmental Glass, Inc.
12675 Marlin Drive
Redford, Michigan 48239
Phone: (734) 261-1930 | Fax: (734) 261-5590

IMPORTANT
These Shop Drawings are our interpretation of the contract documents. It shall be the responsibility of the General Contractor (or Construction Manager) to review these drawings for compliance with the design intent and Contract Documents. When these drawings are returned with "Approved", "Approved as Noted" or "Reviewed" stamped on them, it shall constitute the General Contractors (or Construction Managers) and Architects agreement that the Shop Drawings do comply with the design intent and the Contract Documents.

DO NOT SCALE PLANS
Copying, Printing, Software and other processes required to produce these prints can stretch or shrink the actual paper or layout. Therefore, scaling of this drawing may be inaccurate. Contact the Glazing Contractor for any additional dimensions or clarifications.

Shop Drawings Prepared By



Charrette Studios Inc.
23581 Donaldson Street
Clinton Township, Michigan 48035
P: 586-790-4329 | F: 586-790-4346

CSI Project Information
Drawn By: Austin Domurat
CSI Project No: 08012054

Architect
Kraemer Design Group
1420 Broadway
Detroit, MI 48226

General Cntr. or Constuction Mgr.
Turner Construction Company
535 Griswold, Suite 1525
Detroit, MI 48226

Issue & Revision Dates		
No.	Date	Subject
1	08-10-17	First Submittal

Project Name & Location

Detroit Free Press Building

321 West Lafayette Street
Detroit, MI 48226


Window Shop Drawings

Project Information
Project Manager: Ryan Snabes


Drawing Title
Building Elevations

Scale: As Noted

Sheet Number
2.01



2 West Facade - Cass St.
2.02 SCALE: 3/32" = 1'-0"
ARCH REF: 1 / A202



Environmental Glass, Inc.
12675 Marlin Drive
Redford, Michigan 48239
Phone: (734) 261-1930 | Fax: (734) 261-5590

IMPORTANT
These Shop Drawings are our interpretation of the contract documents. It shall be the responsibility of the General Contractor (or Construction Manager) to review these drawings for compliance with the design intent and Contract Documents. When these drawings are returned with "Approved", "Approved as Noted" or "Reviewed" stamped on them, it shall constitute the General Contractors (or Construction Managers) and Architects agreement that the Shop Drawings do comply with the design intent and the Contract Documents.

DO NOT SCALE PLANS
Copying, Printing, Software and other processes required to produce these prints can stretch or shrink the actual paper or layout. Therefore, scaling of this drawing may be inaccurate. Contact the Glazing Contractor for any additional dimensions or clarifications.

Shop Drawings Prepared By



Charrette Studios Inc.
23581 Donaldson Street
Clinton Township, Michigan 48035
P: 586-790-4329 | F: 586-790-4346

CSI Project Information

Drawn By: Austin Domurat
CSI Project No: 08012054

Architect

Kraemer Design Group
1420 Broadway
Detroit, MI 48226

General Cntr. or Constuction Mgr.

Turner Construction Company
535 Griswold, Suite 1525
Detroit, MI 48226

Issue & Revision Dates

No.	Date	Subject
1	08-10-17	First Submittal

Project Name & Location

Detroit Free Press Building

321 West Lafayette Street
Detroit, MI 48226

Window Shop Drawings

Project Information

Project Manager: Ryan Snabes

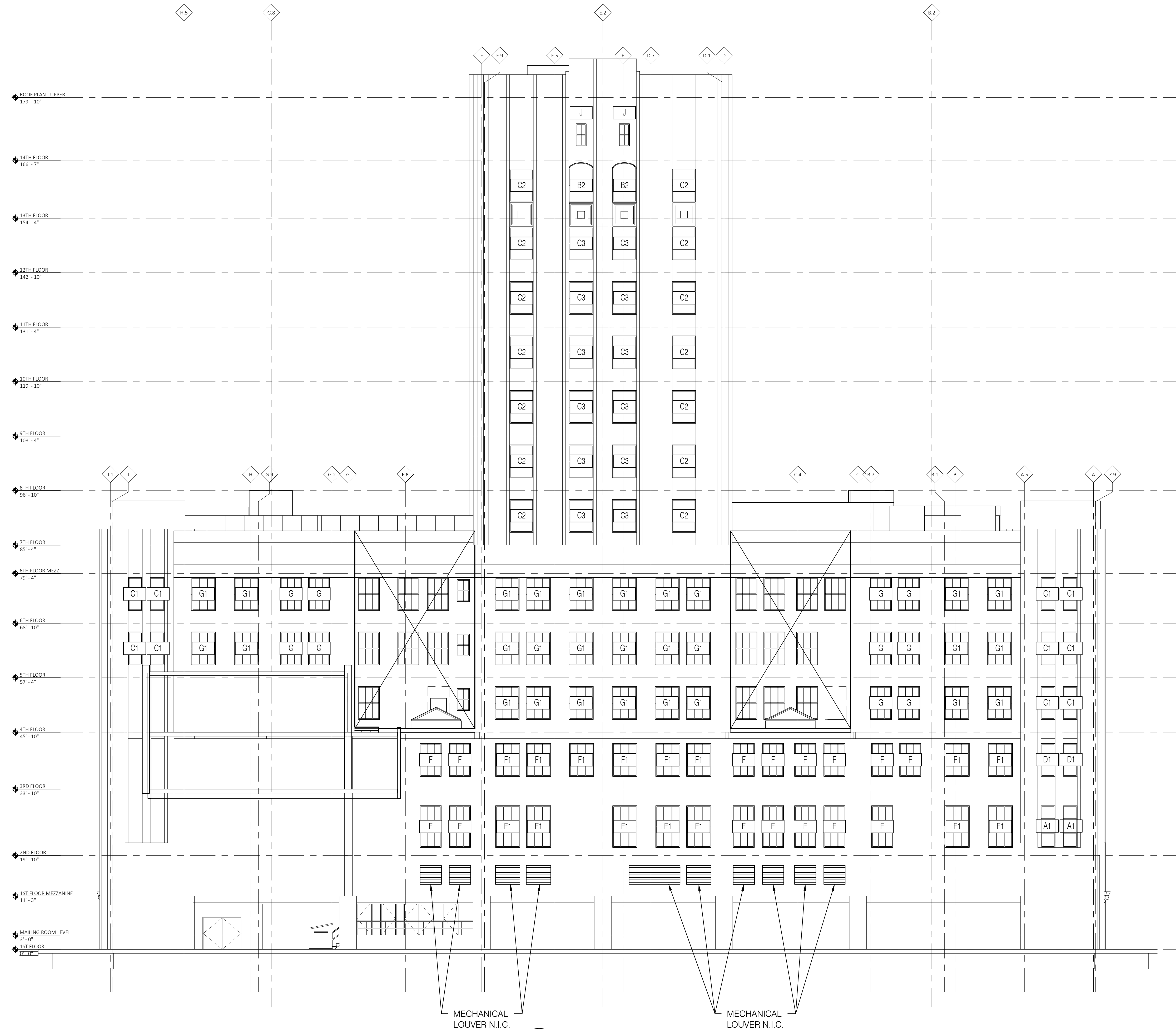
Drawing Title

Building Elevations


Scale: As Noted

Sheet Number

2.02



3 South Facade - Alley
2.03 SCALE: 3/32" = 1'-0"
ARCH REF: 1 / A203



Environmental Glass, Inc.
12675 Marlin Drive
Redford, Michigan 48239
Phone: (734) 261-1930 | Fax: (734) 261-5590

IMPORTANT
These Shop Drawings are our interpretation of the contract documents. It shall be the responsibility of the General Contractor (or Construction Manager) to review these drawings for compliance with the design intent and Contract Documents. When these drawings are returned with "Approved", "Approved as Noted" or "Reviewed" stamped on them, it shall constitute the General Contractors (or Construction Managers) and Architects agreement that the Shop Drawings do comply with the design intent and the Contract Documents.

DO NOT SCALE PLANS
Copying, Printing, Software and other processes required to produce these prints can stretch or shrink the actual paper or layout. Therefore, scaling of this drawing may be inaccurate. Contact the Glazing Contractor for any additional dimensions or clarifications.

Shop Drawings Prepared By



Charrette Studios Inc.
23581 Donaldson Street
Clinton Township, Michigan 48035
P: 586-790-4329 | F: 586-790-4346

CSI Project Information
Drawn By: Austin Domurat
CSI Project No: 08012054

Architect
Kraemer Design Group
1420 Broadway
Detroit, MI 48226

General Cntr. or Constuction Mgr.
Turner Construction Company
535 Griswold, Suite 1525
Detroit, MI 48226

No.	Date	Subject
1	08-10-17	First Submittal

Project Name & Location

Detroit Free Press Building

321 West Lafayette Street
Detroit, MI 48226


Window Shop Drawings

Project Information
Project Manager: Ryan Snabes

Drawing Title
Building Elevations

Scale: As Noted

Sheet Number
2.03



Environmental Glass, Inc.
12675 Marlin Drive
Redford, Michigan 48239
Phone: (734) 261-1930 | Fax: (734) 261-5590

IMPORTANT
These Shop Drawings are our interpretation of the contract documents. It shall be the responsibility of the General Contractor (or Construction Manager) to review these drawings for compliance with the design intent and Contract Documents. When these drawings are returned with "Approved", "Approved as Noted" or "Reviewed" stamped on them, it shall constitute the General Contractors (or Construction Managers) and Architects agreement that the Shop Drawings do comply with the design intent and the Contract Documents.

DO NOT SCALE PLANS
Copying, Printing, Software and other processes required to produce these prints can stretch or shrink the actual paper or layout. Therefore, scaling of this drawing may be inaccurate. Contact the Glazing Contractor for any additional dimensions or clarifications.

Shop Drawings Prepared By



Charrette Studios Inc.
23581 Donaldson Street
Clinton Township, Michigan 48035
P: 586-790-4329 | F: 586-790-4346

CSI Project Information

Drawn By: Austin Domurat
CSI Project No: 08012054

Architect
Kraemer Design Group
1420 Broadway
Detroit, MI 48226

General Cntr. or Constuction Mgr.
Turner Construction Company
535 Griswold, Suite 1525
Detroit, MI 48226

No.	Date	Subject
1	08-10-17	First Submittal

Project Name & Location

Detroit Free Press Building
321 West Lafayette Street
Detroit, MI 48226

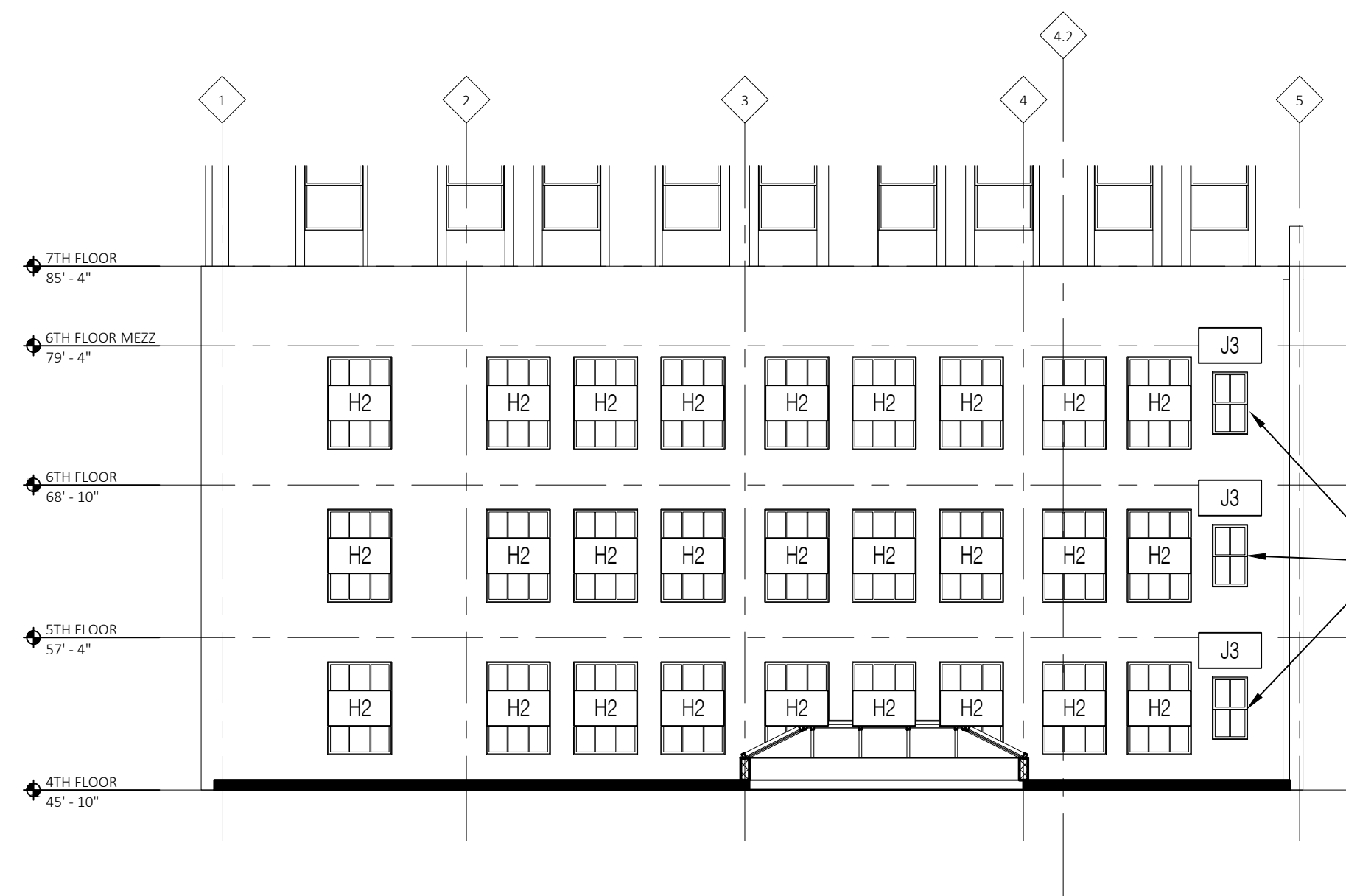
Window Shop Drawings

Project Information
Project Manager: Ryan Snabes

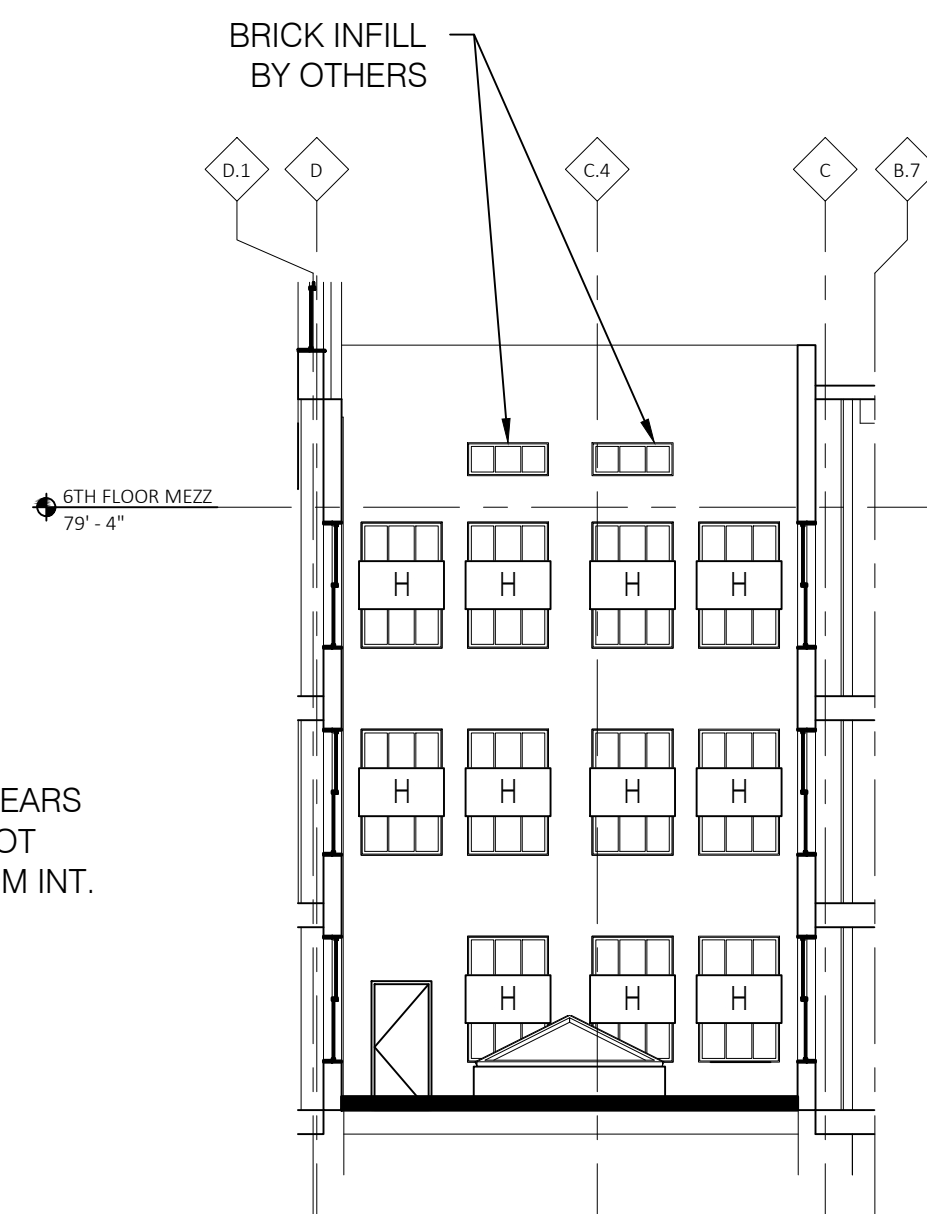
Drawing Title
Building Elevations

Scale: As Noted

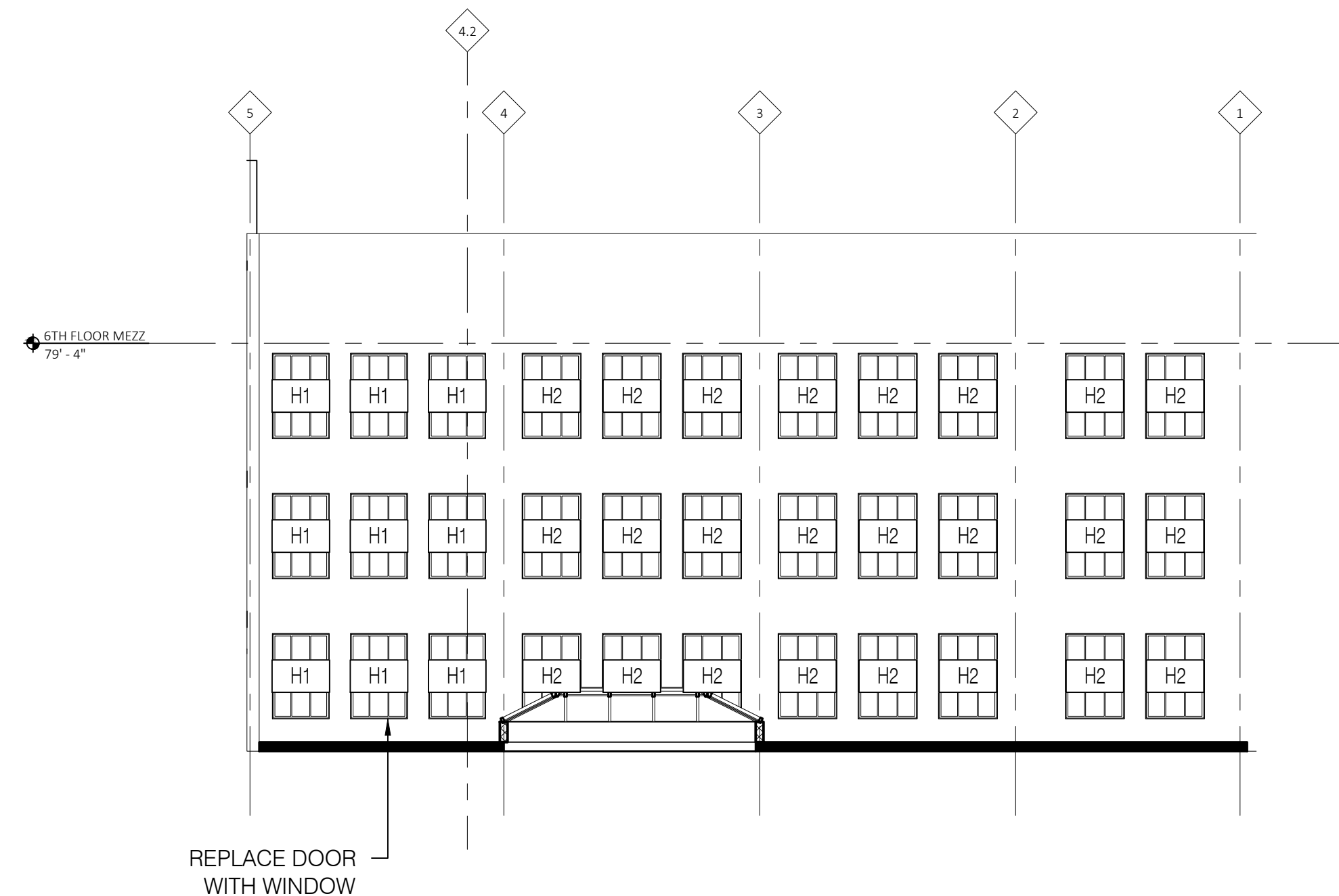
Sheet Number
2.04



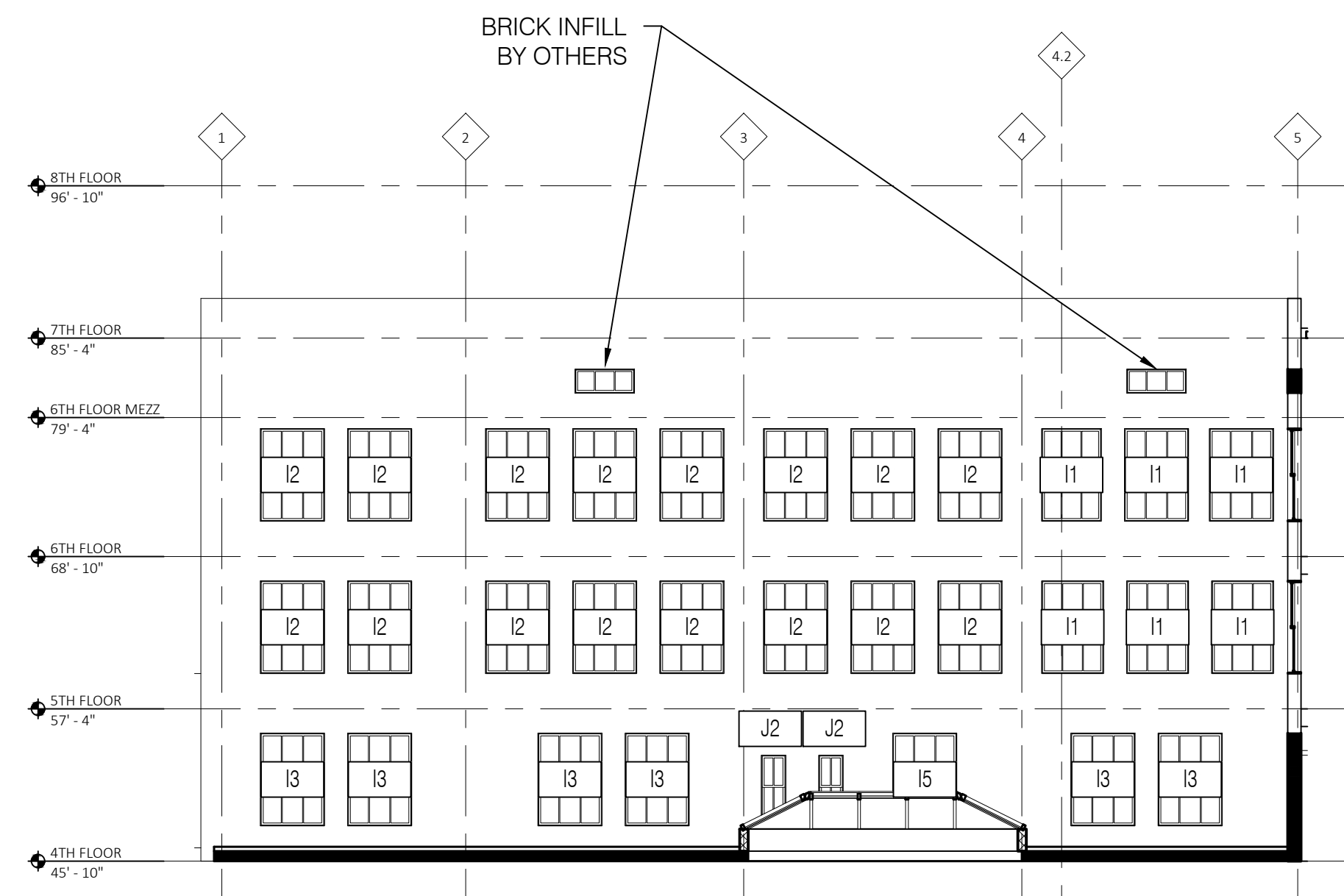
5 East Court - East Facade
2.05 SCALE: 3/32" = 1'-0"
ARCH REF: 3 / A205



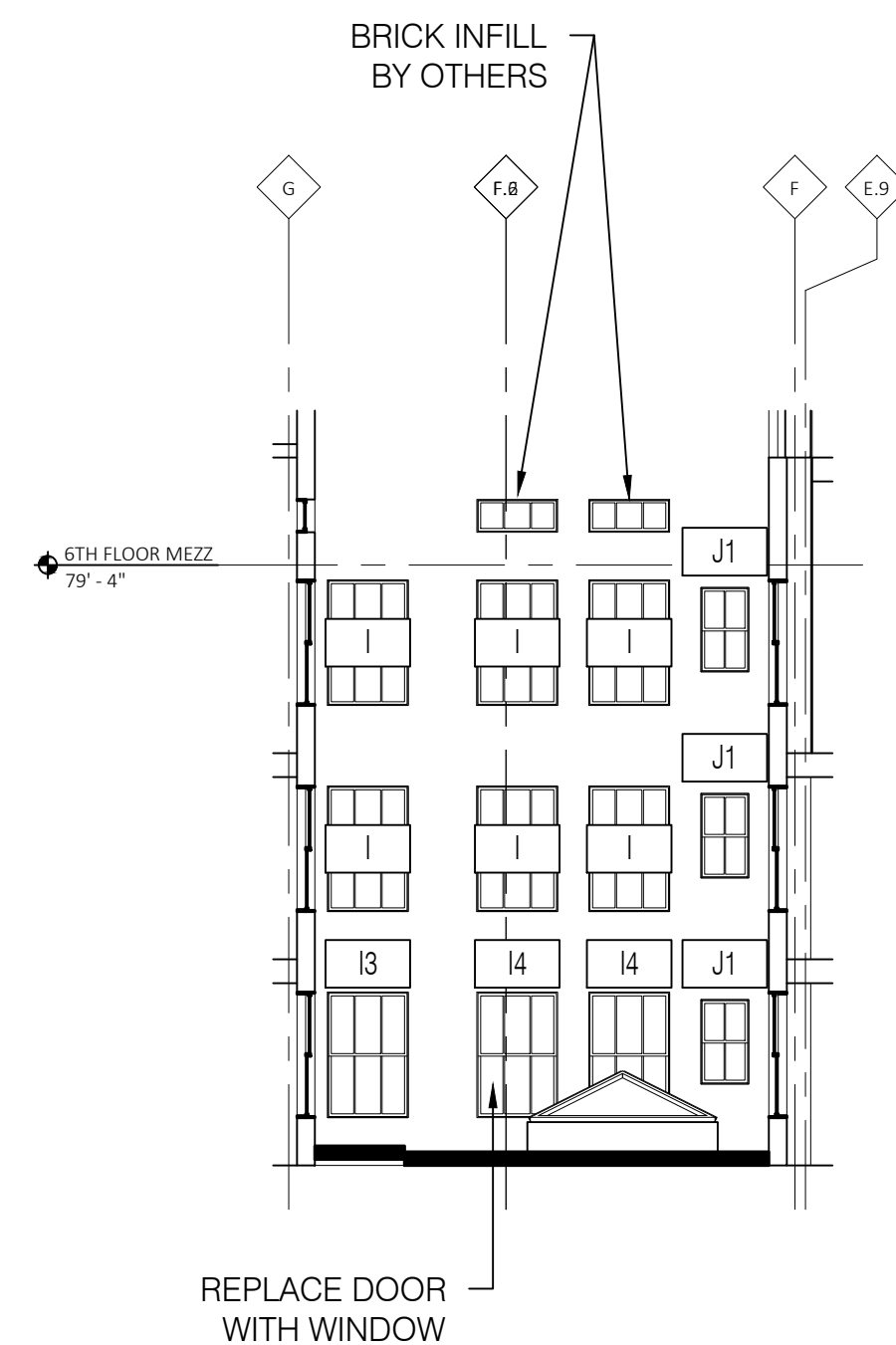
6 East Court - South Facade
2.05 SCALE: 3/32" = 1'-0"
ARCH REF: 2 / A205



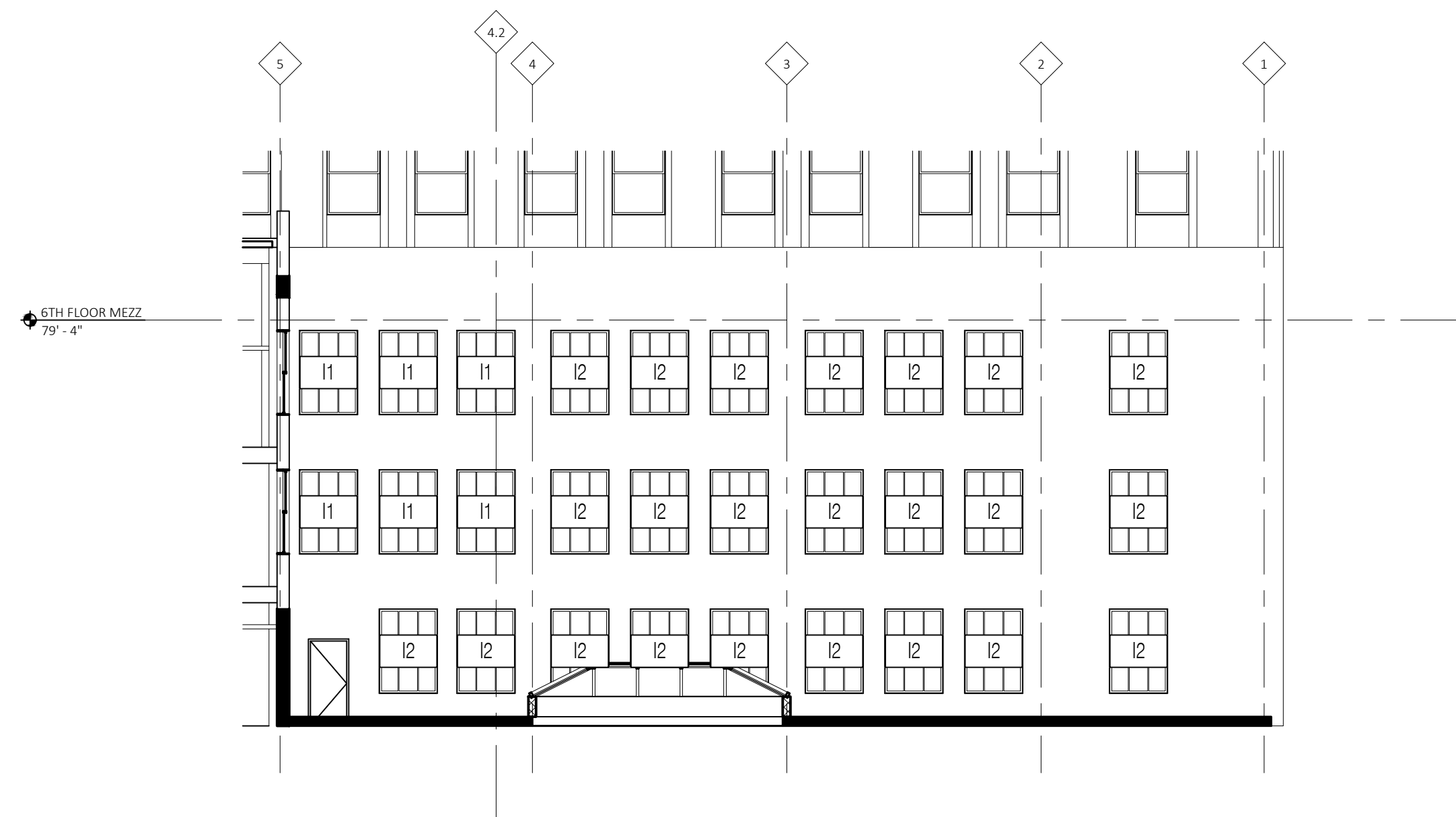
7 East Court - West Facade
2.05 SCALE: 3/32" = 1'-0"
ARCH REF: 1 / A205




5 East Court - East Facade
2.05 SCALE: 3/32" = 1'-0"
ARCH REF: 3 / A205



6 East Court - South Facade
2.05 SCALE: 3/32" = 1'-0"
ARCH REF: 2 / A205



7 East Court - West Facade
2.05 SCALE: 3/32" = 1'-0"
ARCH REF: 1 / A205



Environmental Glass, Inc.
12675 Marlin Drive
Redford, Michigan 48239
Phone: (734) 261-1930 | Fax: (734) 261-5590

IMPORTANT
These Shop Drawings are our interpretation of the contract documents. It shall be the responsibility of the General Contractor (or Construction Manager) to review these drawings for compliance with the design intent and Contract Documents. When these drawings are returned with "Approved", "Approved as Noted" or "Reviewed" stamped on them, it shall constitute the General Contractors (or Construction Managers) and Architects agreement that the Shop Drawings do comply with the design intent and the Contract Documents.

DO NOT SCALE PLANS
Copying, Printing, Software and other processes required to produce these prints can stretch or shrink the actual paper or layout. Therefore, scaling of this drawing may be inaccurate. Contact the Glazing Contractor for any additional dimensions or clarifications.

Shop Drawings Prepared By



Charrette Studios Inc.
23581 Donaldson Street
Clinton Township, Michigan 48035
P: 586-790-4329 | F: 586-790-4346

CSI Project Information

Drawn By: Austin Domurat
CSI Project No: 08012054

Architect

Kraemer Design Group
1420 Broadway
Detroit, MI 48226

General Cntr. or Constuction Mgr.

Turner Construction Company
535 Griswold, Suite 1525
Detroit, MI 48226

Issue & Revision Dates

No.	Date	Subject
1	08-10-17	First Submittal

Project Name & Location

Detroit Free Press Building

321 West Lafayette Street
Detroit, MI 48226

Window Shop Drawings

Project Information

Project Manager: Ryan Snabes

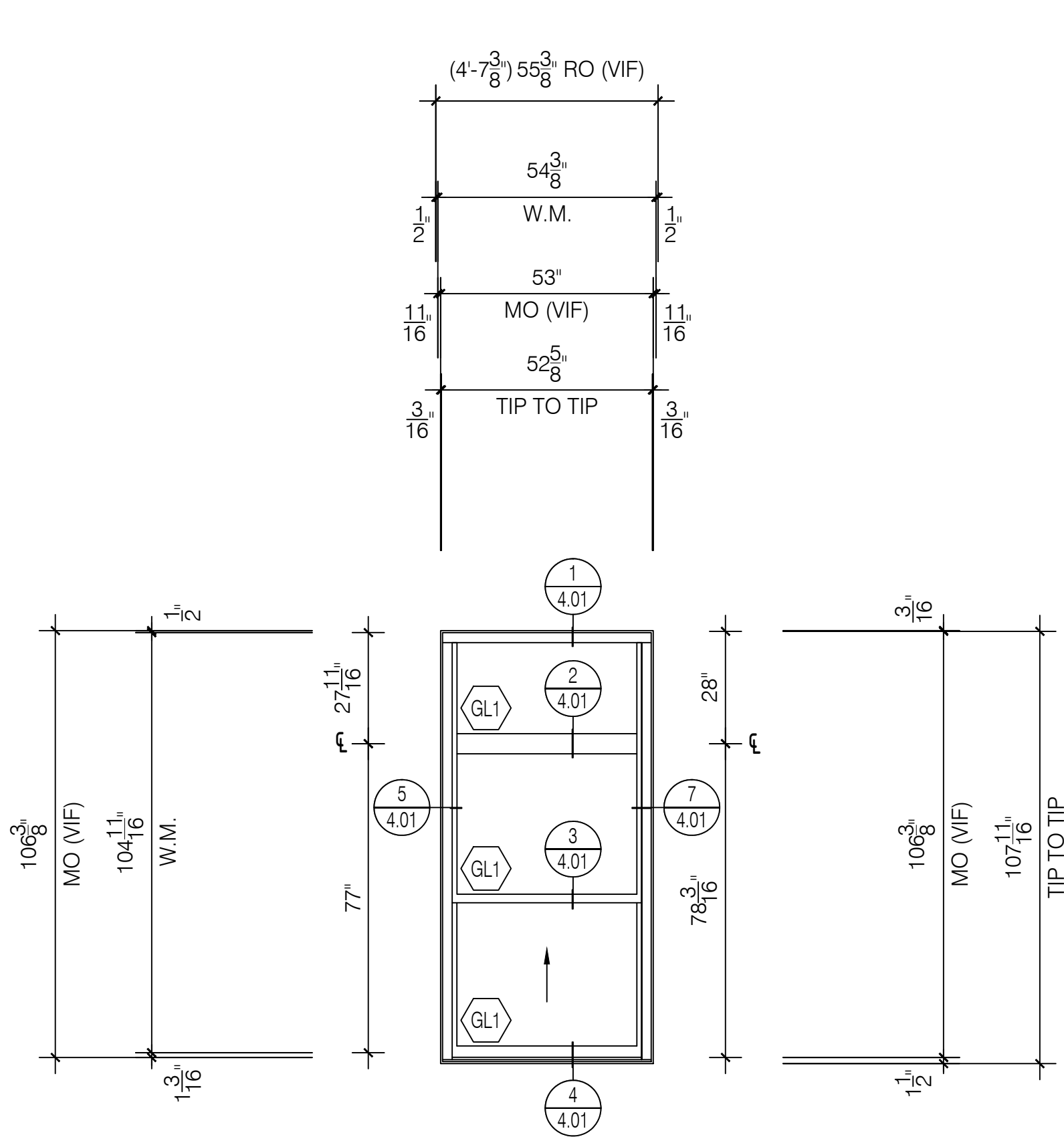
Drawing Title

Building Elevations

Scale: As Noted

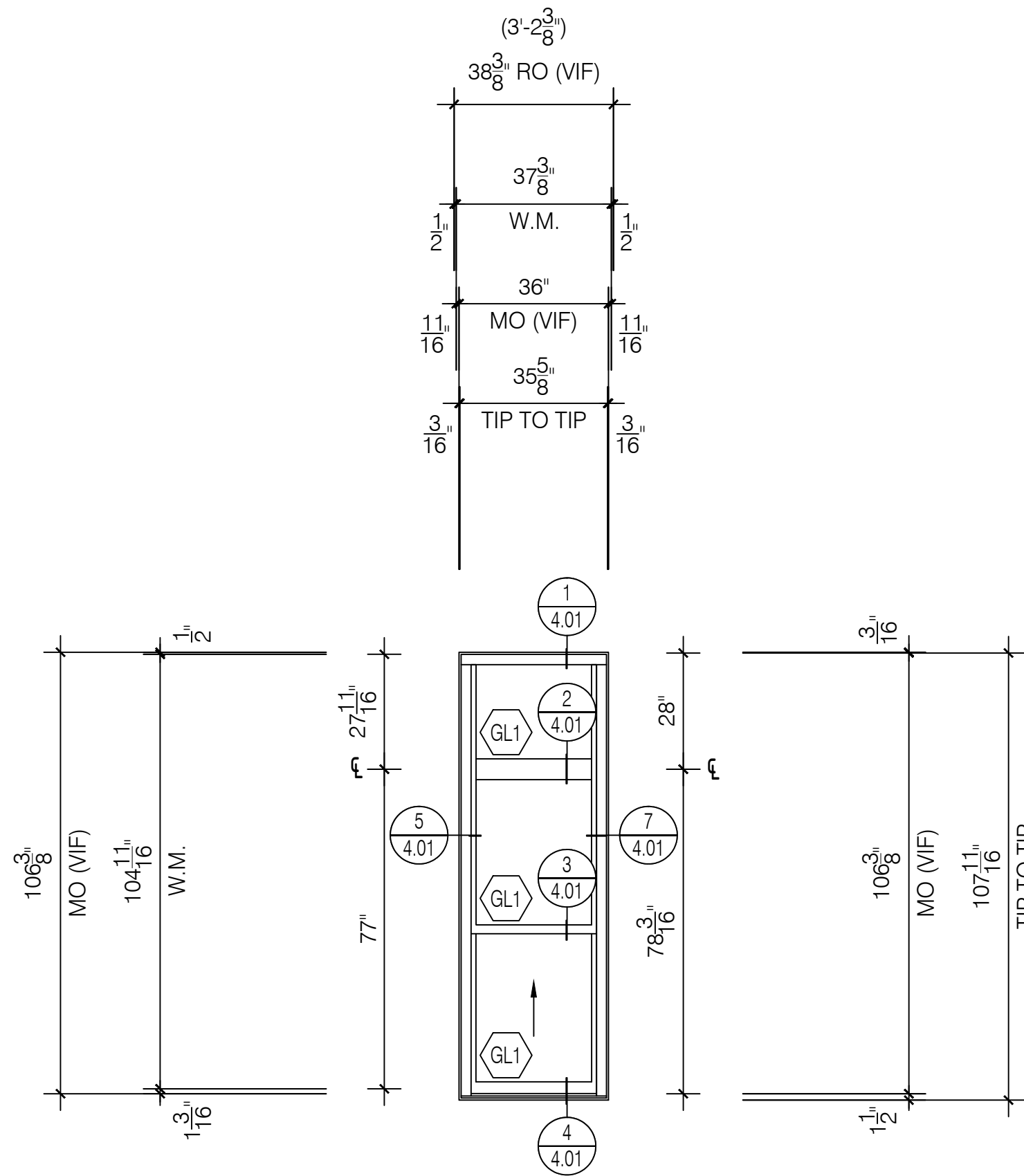
Sheet Number

2.05



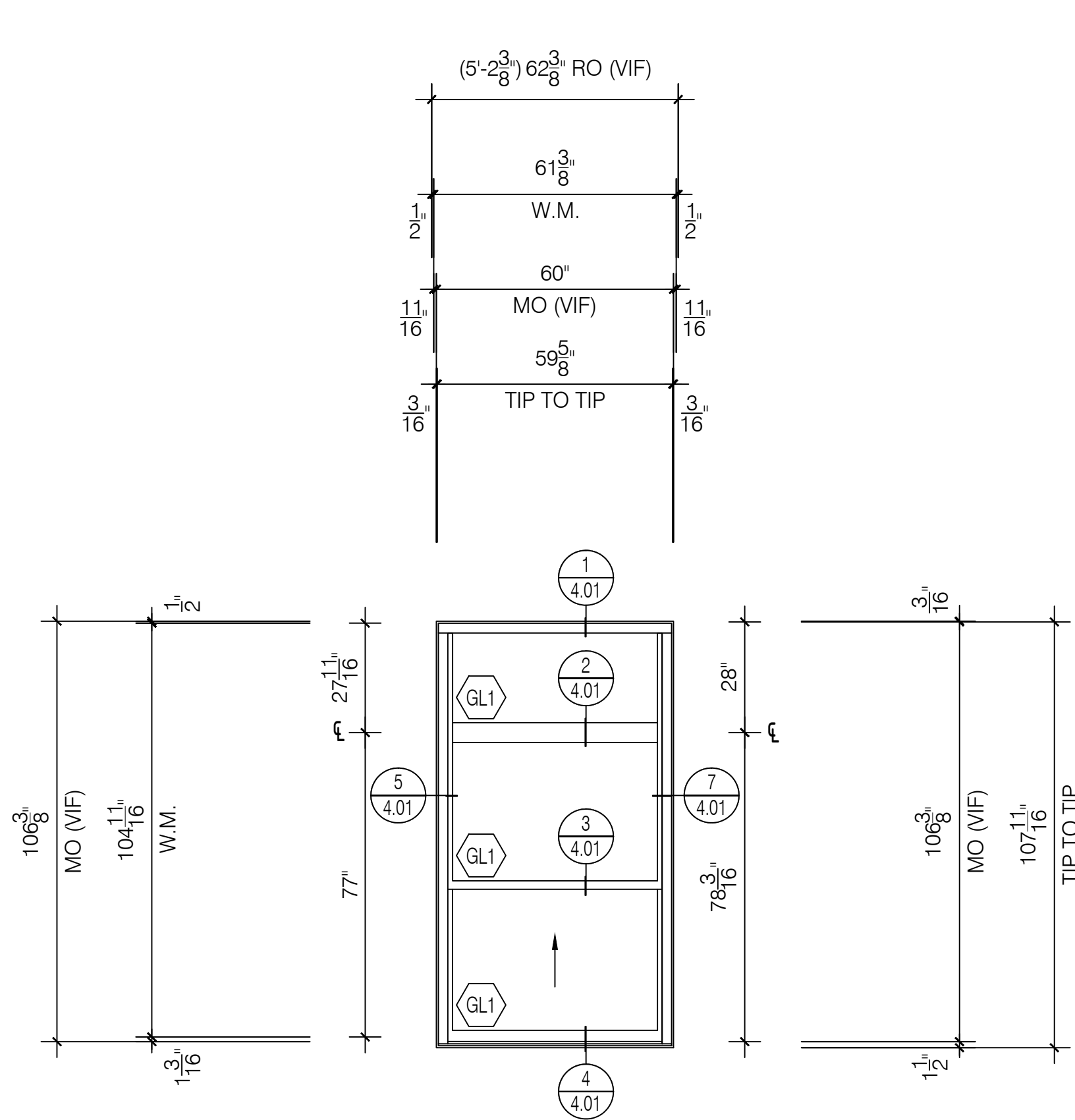
A Window Elevation
Quaker H503 Series
3 1/4" Single Hung System
Scale: 3/8" = 1' - 0"
Arch Ref: A / A601

Total: 40 Thus



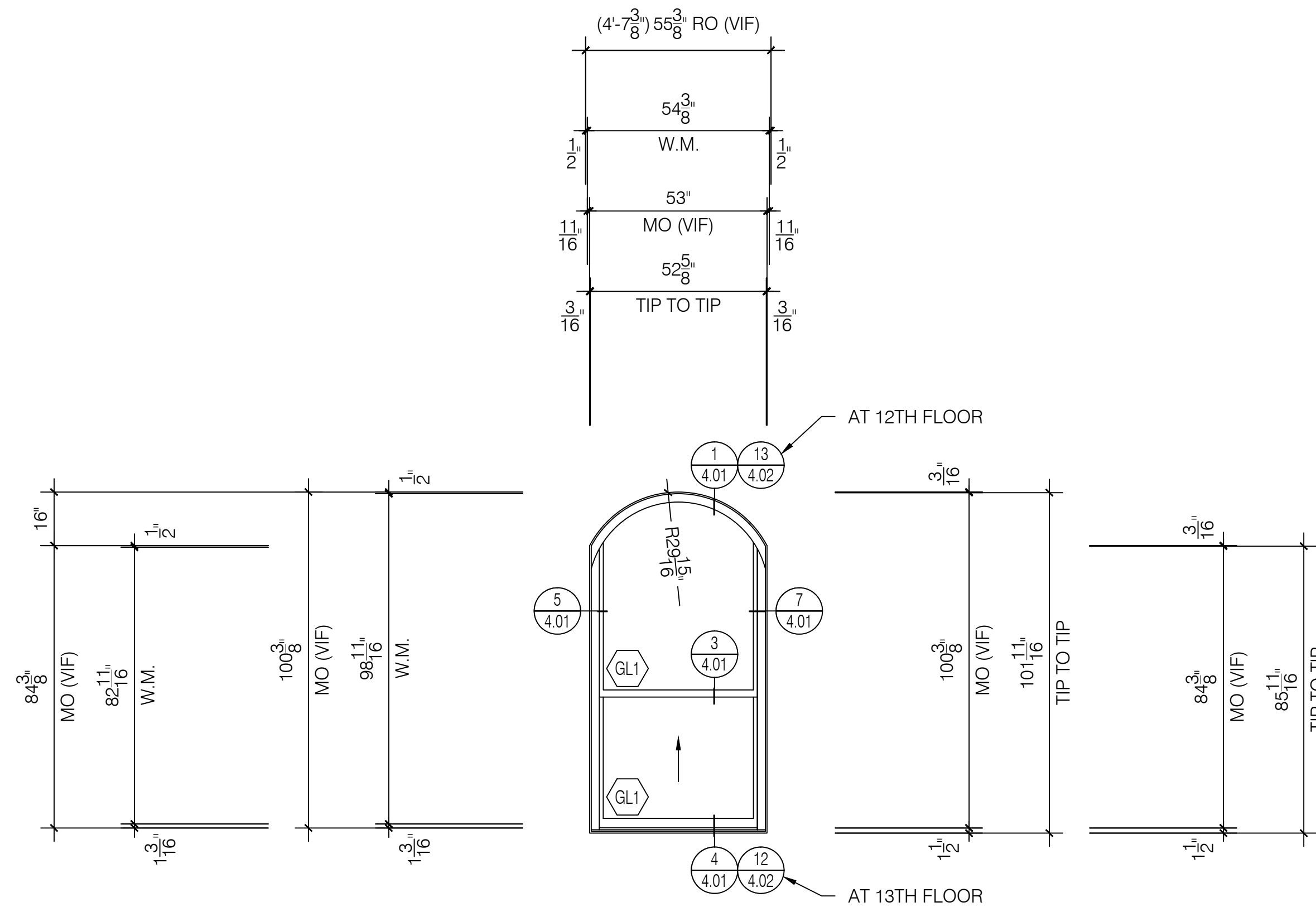
A1 Window Elevation
Quaker H503 Series
3 1/4" Single Hung System
Scale: 3/8" = 1' - 0"
Arch Ref: A / A601

Total: 14 Thus



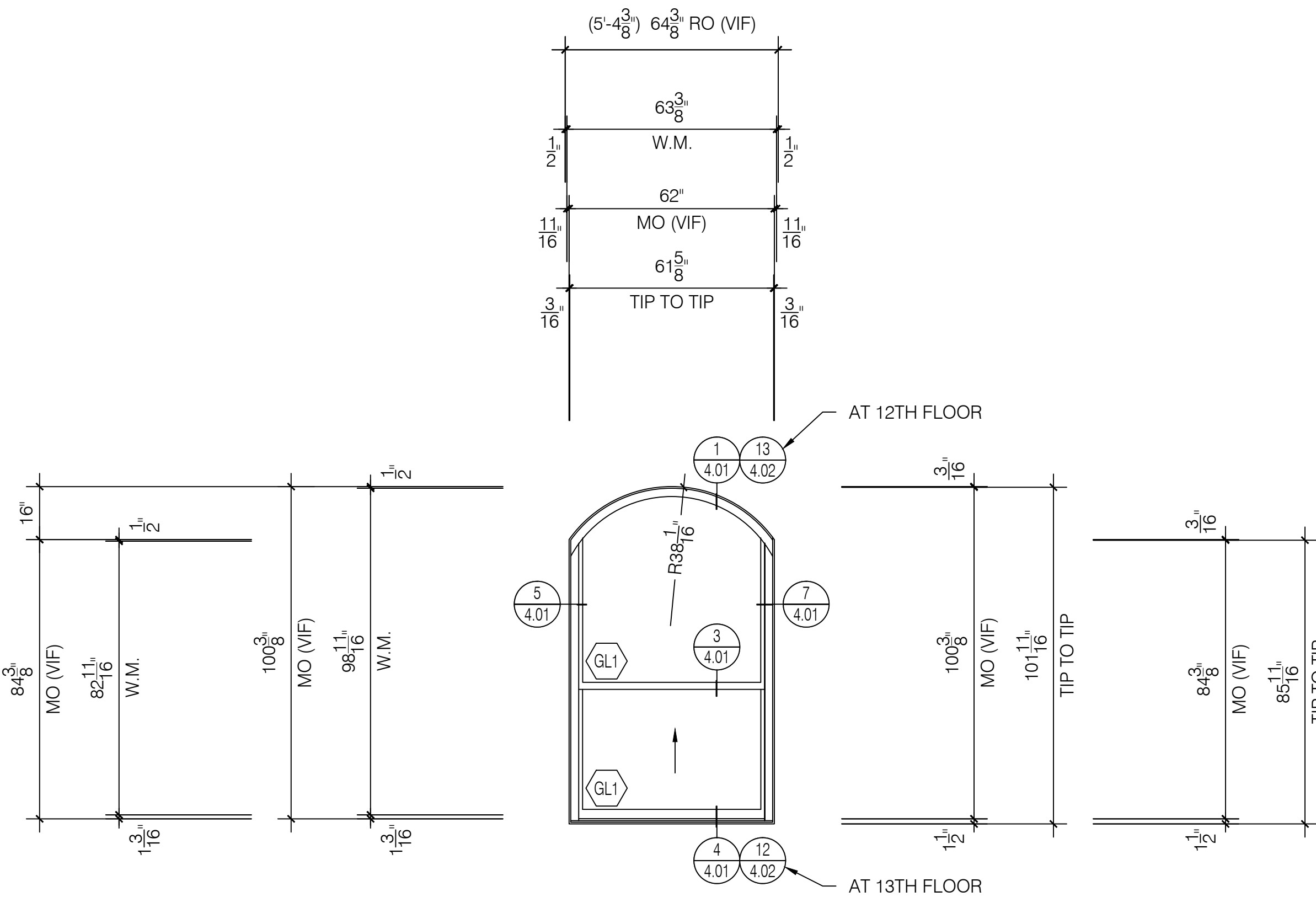
A2 Window Elevation
Quaker H503 Series
3 1/4" Single Hung System
Scale: 3/8" = 1' - 0"
Arch Ref: A / A601

Total: 2 Thus




B Window Elevation
Quaker H503 Series
3 1/4" Single Hung System
Scale: 3/8" = 1' - 0"
Arch Ref: B / A601

Total: 24 Thus (1 OF 24 TO HAVE GL-2 LAM)



B2 Window Elevation
Quaker H503 Series
3 1/4" Single Hung System
Scale: 3/8" = 1' - 0"
Arch Ref: B / A601

Total: 4 Thus



Environmental Glass, Inc.
12675 Marlin Drive
Redford, Michigan 48239
Phone: (734) 261-1930 | Fax: (734) 261-5590

IMPORTANT
These Shop Drawings are our interpretation of the contract documents. It shall be the responsibility of the General Contractor (or Construction Manager) to review these drawings for compliance with the design intent and Contract Documents.
When these drawings are returned with "Approved", "Approved as Noted" or "Reviewed" stamped on them, it shall constitute the General Contractors (or Construction Managers) and Architects agreement that the Shop Drawings do comply with the design intent and the Contract Documents.

DO NOT SCALE PLANS
Copying, Printing, Software and other processes required to produce these prints can stretch or shrink the actual paper or layout.
Therefore, scaling of this drawing may be inaccurate. Contact the Glazing Contractor for any additional dimensions or clarifications.

Shop Drawings Prepared By



Charrette Studios Inc.
23581 Donaldson Street
Clinton Township, Michigan 48035
P: 586-790-4329 | F: 586-790-4346

CSI Project Information

Drawn By: Austin Domurat
CSI Project No: 08012054

Architect
Kraemer Design Group
1420 Broadway
Detroit, MI 48226

General Cntr. or Constuction Mgr.
Turner Construction Company
535 Griswold, Suite 1525
Detroit, MI 48226

Issue & Revision Dates
No. Date Subject
1 08-10-17 First Submittal

Project Name & Location

Detroit Free Press Building
321 West Lafayette Street
Detroit, MI 48226

Window Shop Drawings

Project Information

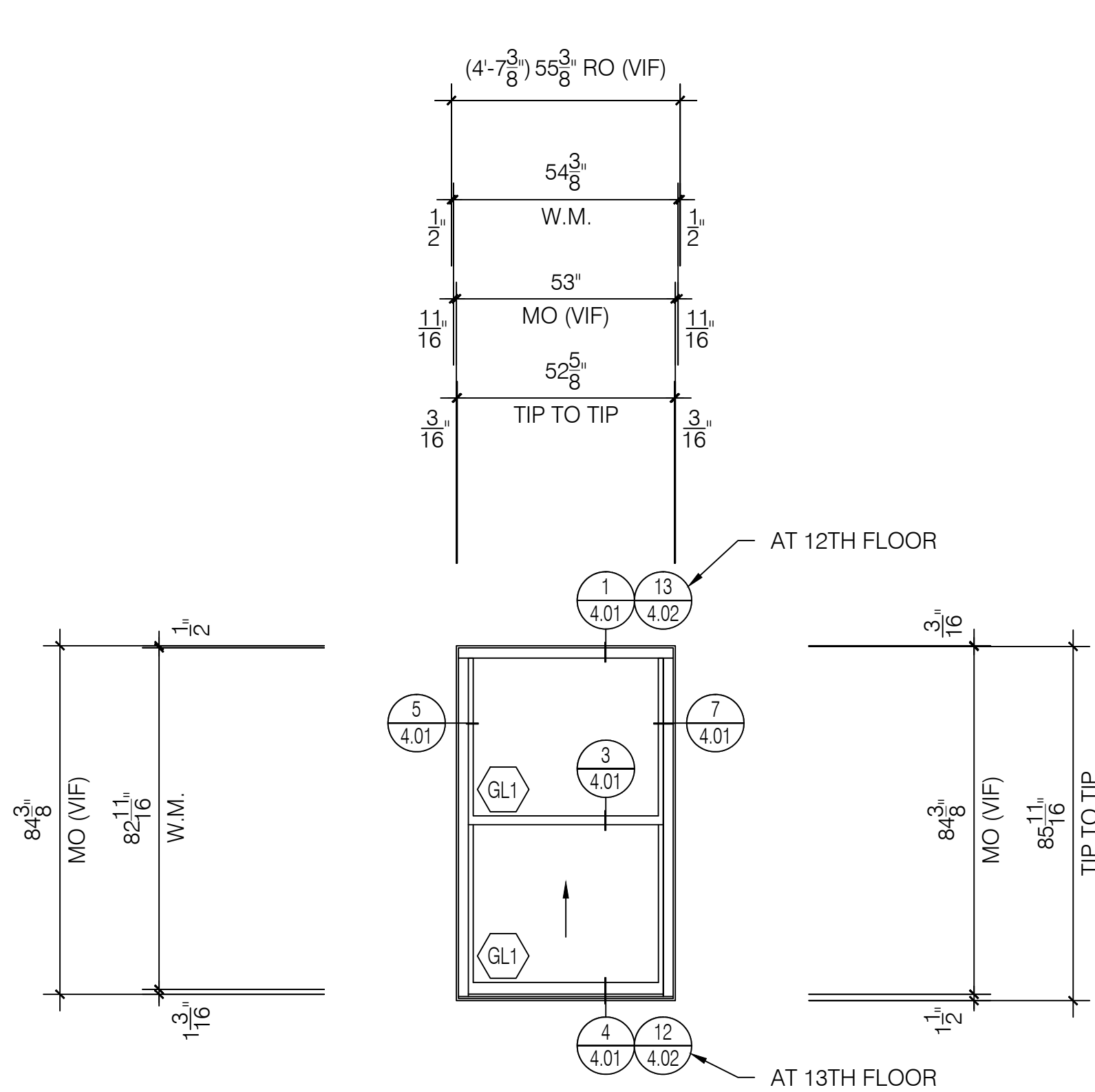
Project Manager: Ryan Snabes

Drawing Title
Elevations

Scale: As Noted

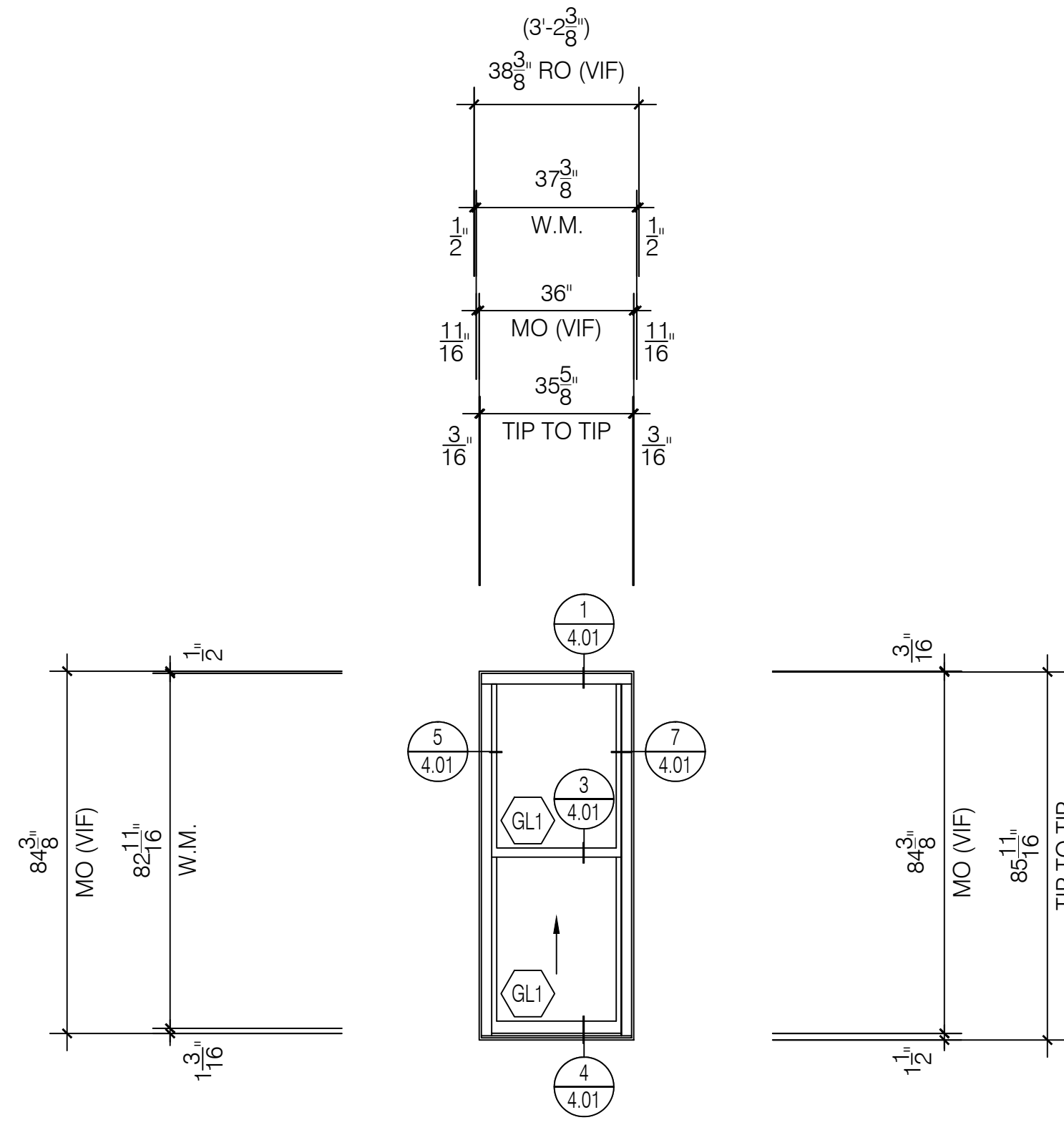
Sheet Number

3.01



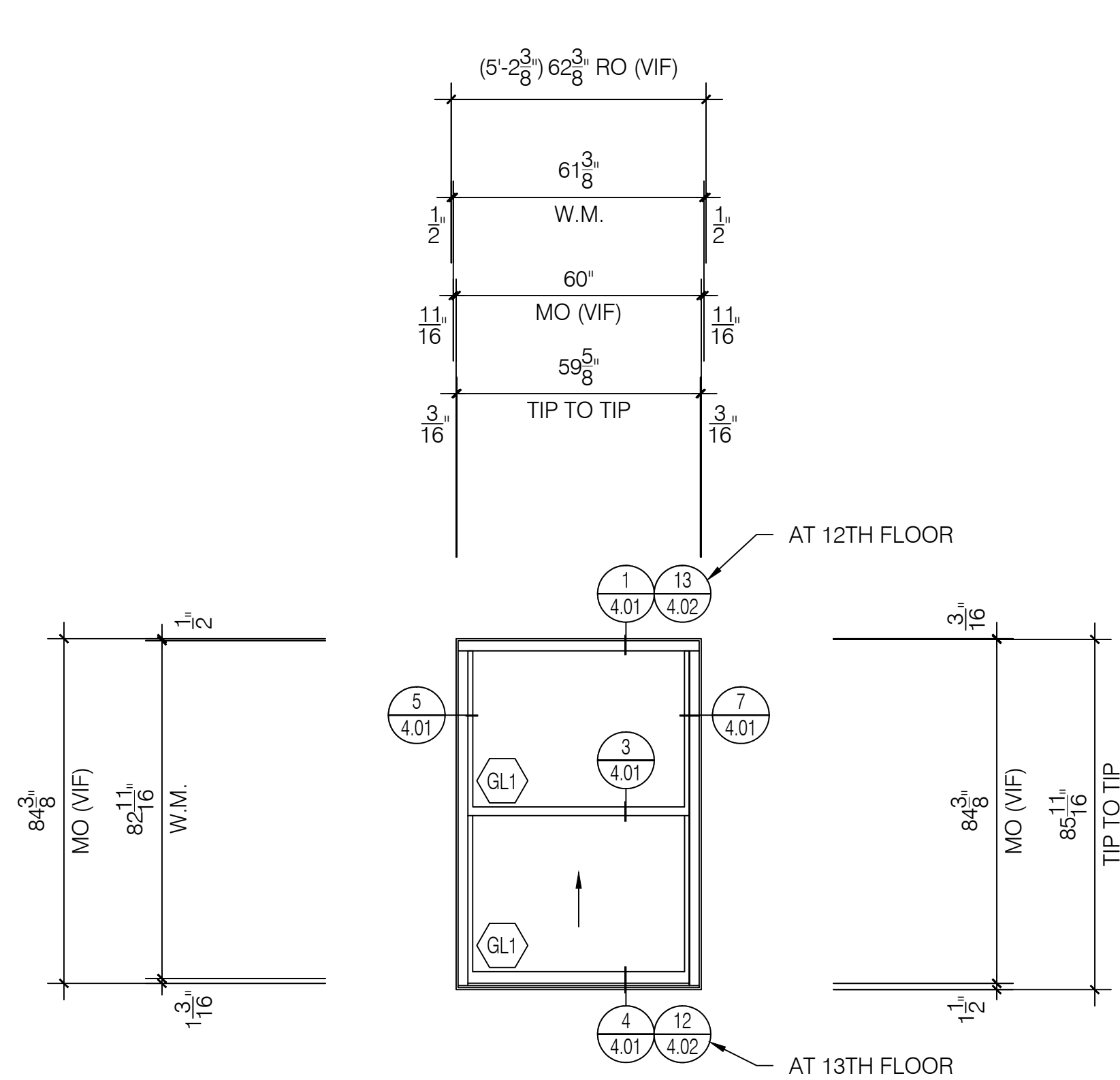
C Window Elevation
Quaker H503 Series
3 1/4" Single Hung System
Scale: 3/8" = 1' - 0"
Arch Ref: C / A601

Total: 289 Thus (6 OF 289 TO HAVE GL-2 LAMI)



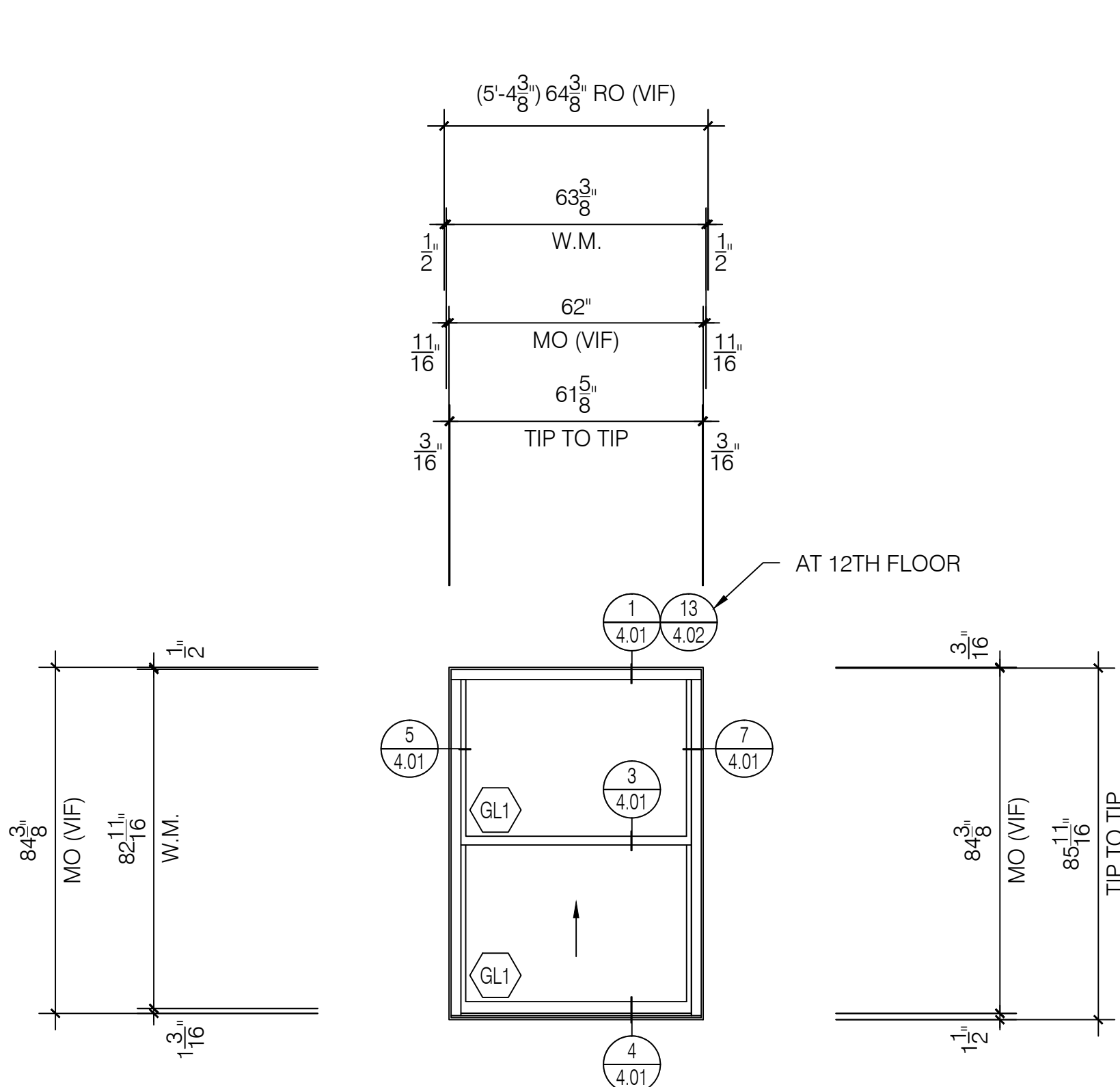
C1 Window Elevation
Quaker H503 Series
3 1/4" Single Hung System
Scale: 3/8" = 1' - 0"
Arch Ref: C / A601

Total: 46 Thus



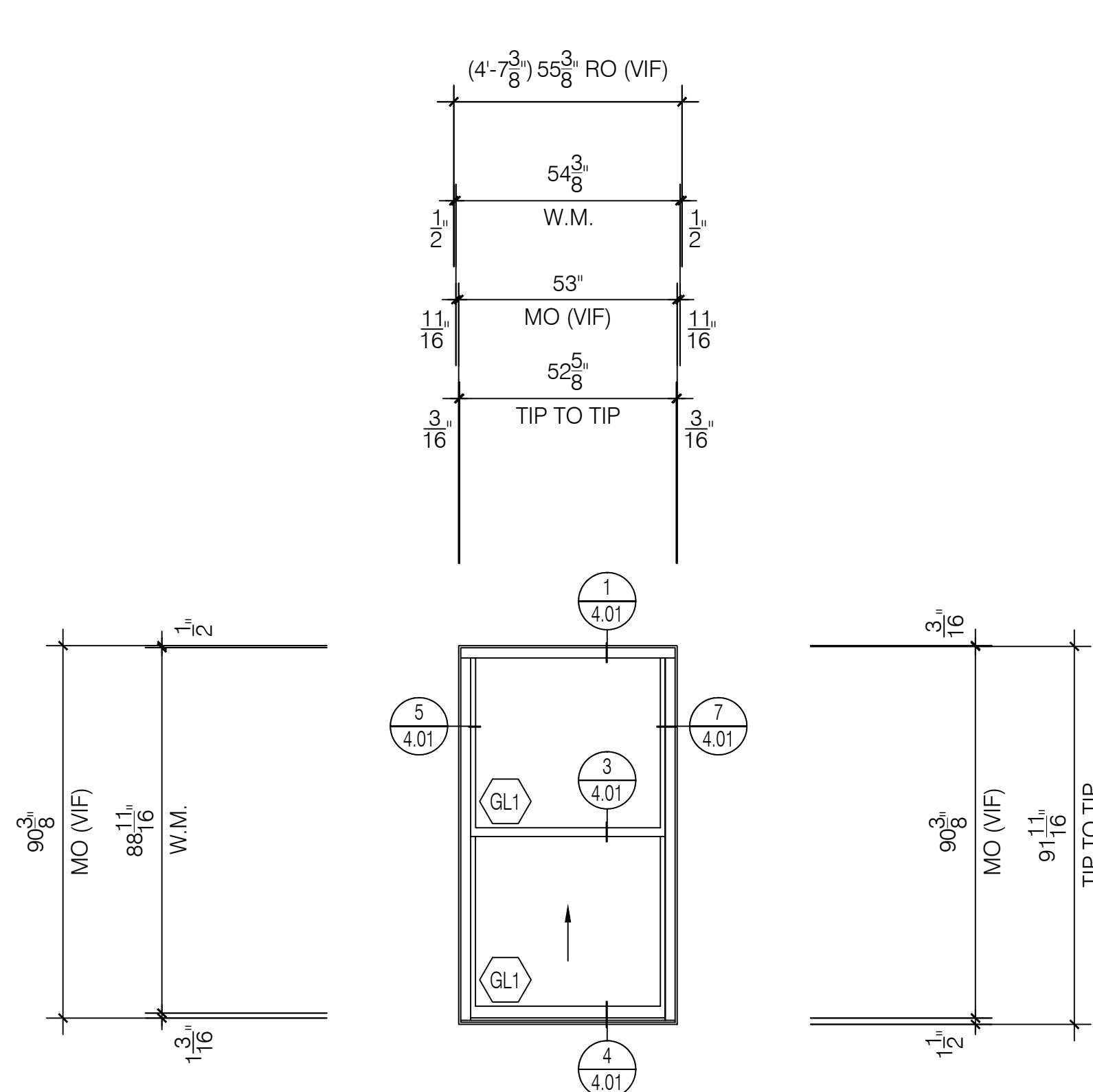
C2 Window Elevation
Quaker H503 Series
3 1/4" Single Hung System
Scale: 3/8" = 1' - 0"
Arch Ref: C / A601

Total: 34 Thus



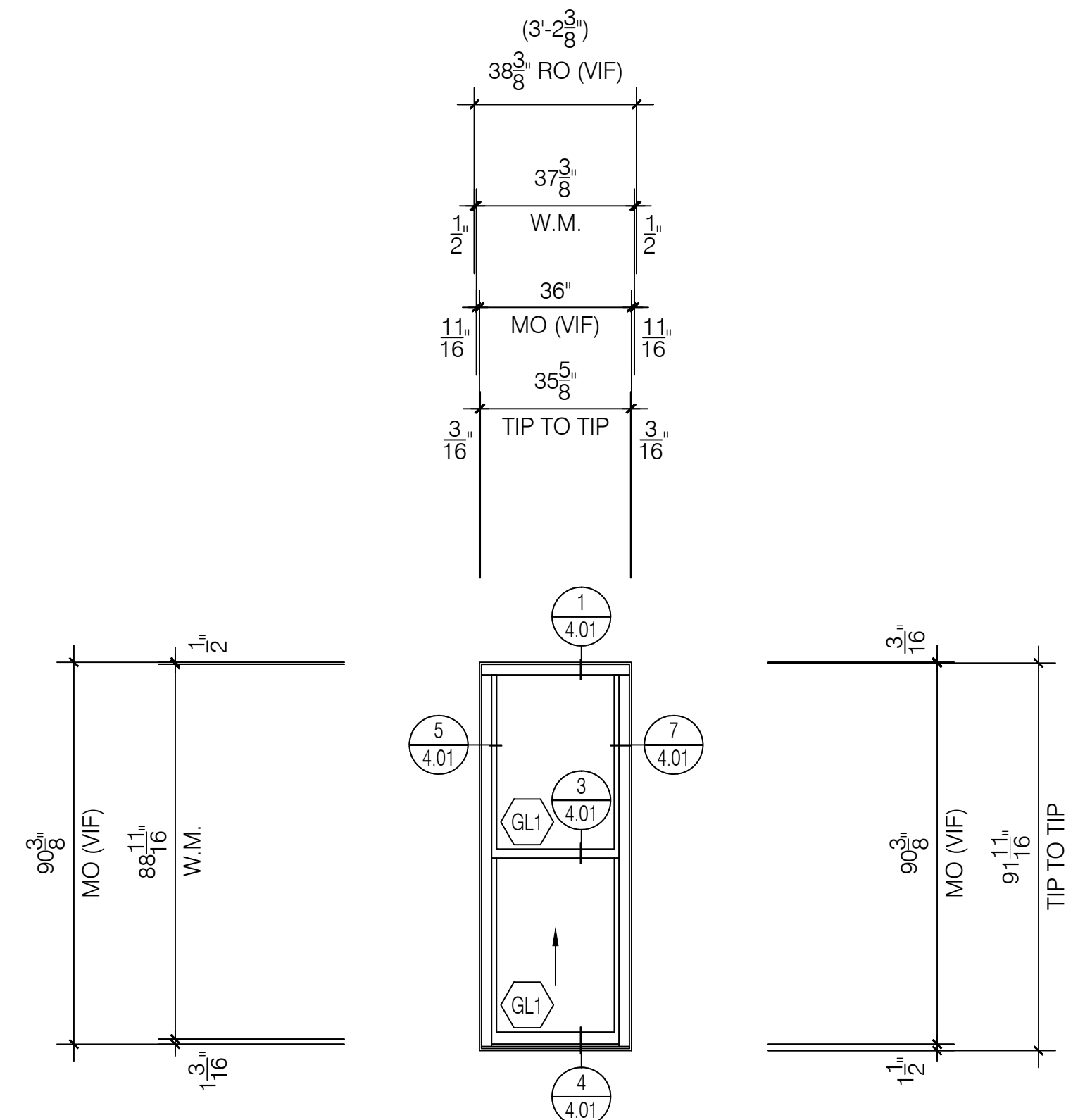
C3 Window Elevation
Quaker H503 Series
3 1/4" Single Hung System
Scale: 3/8" = 1' - 0"
Arch Ref: C / A601

Total: 30 Thus




D Window Elevation
Quaker H503 Series
3 1/4" Single Hung System
Scale: 3/8" = 1' - 0"
Arch Ref: D / A601

Total: 40 Thus



D1 Window Elevation
Quaker H503 Series
3 1/4" Single Hung System
Scale: 3/8" = 1' - 0"
Arch Ref: D / A601

Total: 14 Thus



Environmental Glass, Inc.
12675 Marlin Drive
Redford, Michigan 48239
Phone: (734) 261-1930 | Fax: (734) 261-5590

IMPORTANT
These Shop Drawings are our interpretation of the contract documents. It shall be the responsibility of the General Contractor (or Construction Manager) to review these drawings for compliance with the design intent and Contract Documents.
When these drawings are returned with "Approved", "Approved as Noted" or "Reviewed" stamped on them, it shall constitute the General Contractors (or Construction Managers) and Architects agreement that the Shop Drawings do comply with the design intent and the Contract Documents.

DO NOT SCALE PLANS
Copying, Printing, Software and other processes required to produce these prints can stretch or shrink the actual paper or layout.
Therefore, scaling of this drawing may be inaccurate. Contact the Glazing Contractor for any additional dimensions or clarifications.

Shop Drawings Prepared By



Charrette Studios Inc.
23581 Donaldson Street
Clinton Township, Michigan 48035
P: 586-790-4329 | F: 586-790-4346

CSI Project Information
Drawn By: Austin Domurat
CSI Project No: 08012054

Architect
Kraemer Design Group
1420 Broadway
Detroit, MI 48226

General Cntr. or Constuction Mgr.
Turner Construction Company
535 Griswold, Suite 1525
Detroit, MI 48226

Issue & Revision Dates
No. Date Subject
1 08-10-17 First Submittal

Project Name & Location
Detroit Free Press Building
321 West Lafayette Street
Detroit, MI 48226
Window Shop Drawings

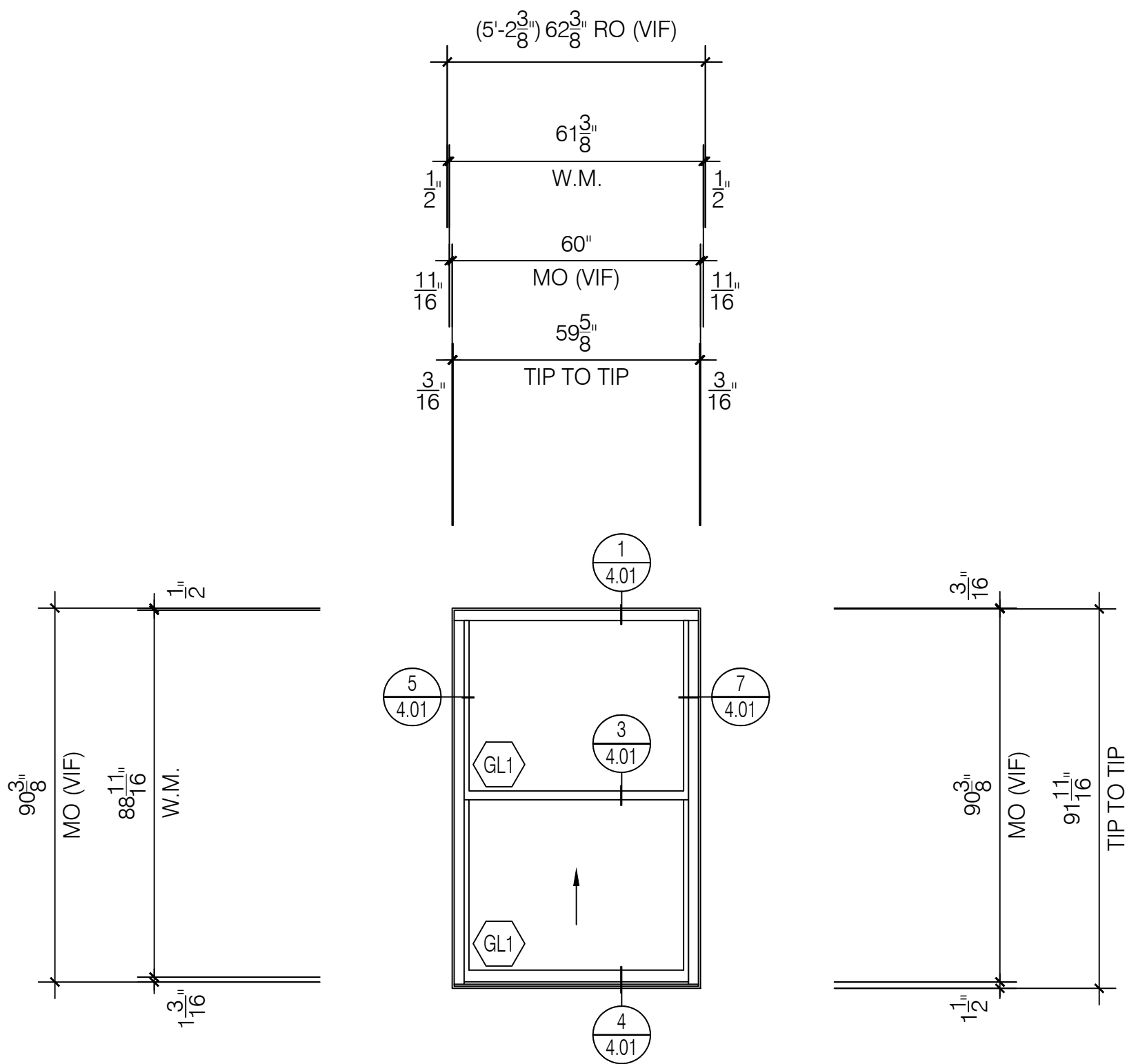
Project Information
Project Manager: Ryan Snabes

Drawing Title
Elevations

Scale: As Noted

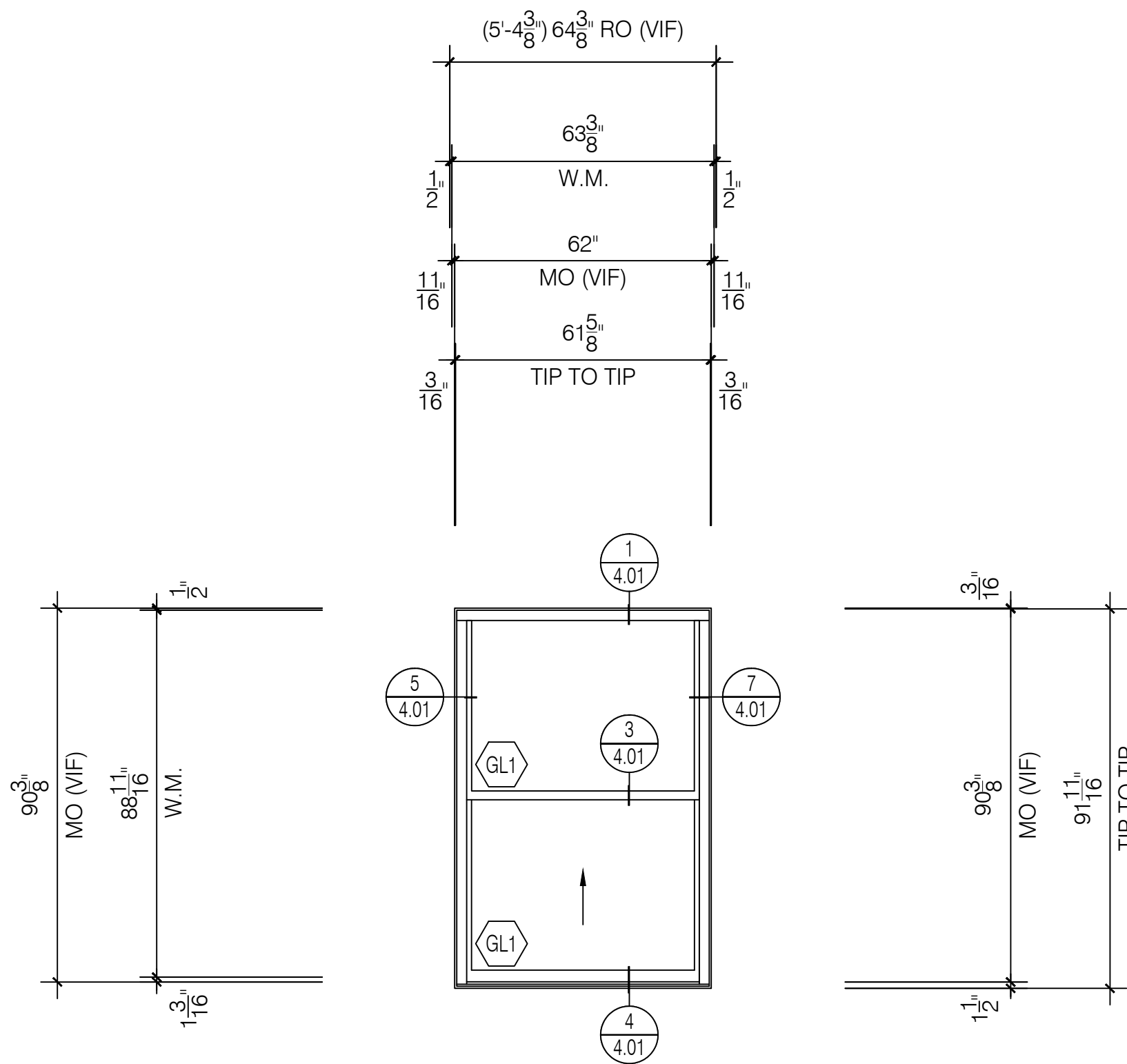
Sheet Number

3.02



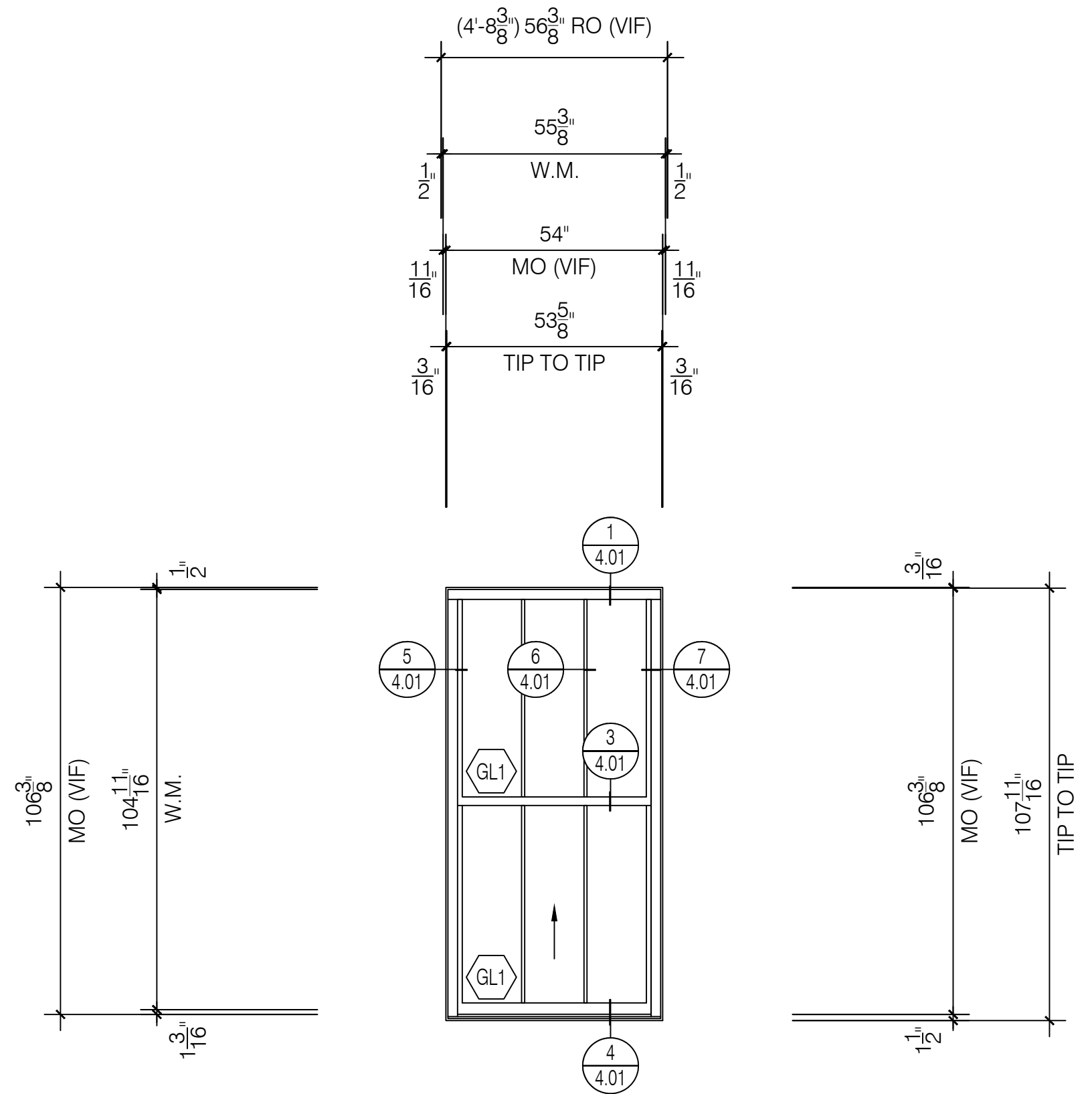
D2 Window Elevation
Quaker H503 Series
3 1/4" Single Hung System
Scale: 3/8" = 1' - 0"
Arch Ref: D / A601

Total: 2 Thus



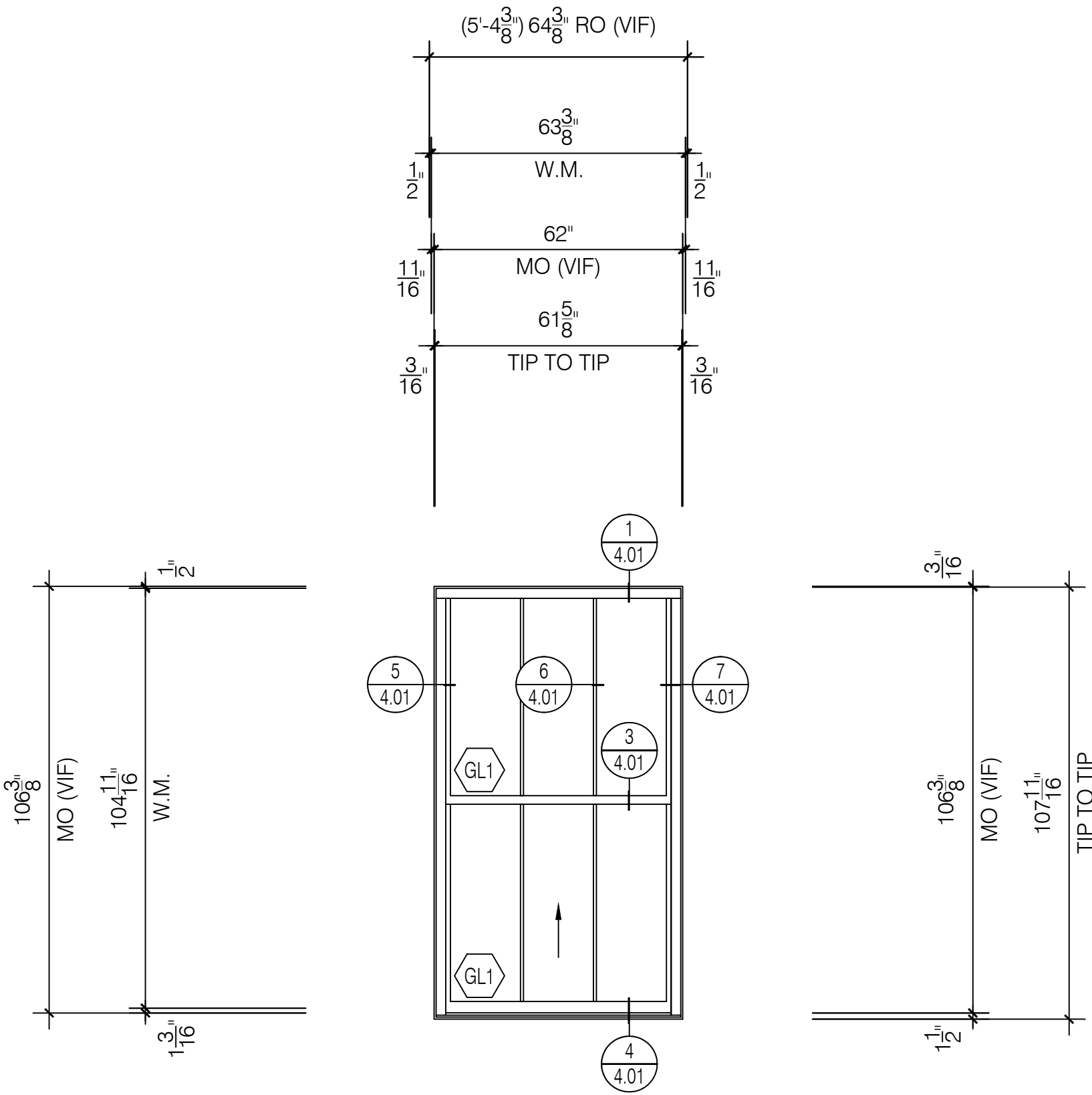
D3 Window Elevation
Quaker H503 Series
3 1/4" Single Hung System
Scale: 3/8" = 1' - 0"
Arch Ref: D / A601

Total: 2 Thus



E Window Elevation
Quaker H503 Series
3 1/4" Single Hung System
Scale: 3/8" = 1' - 0"
Arch Ref: E / A601

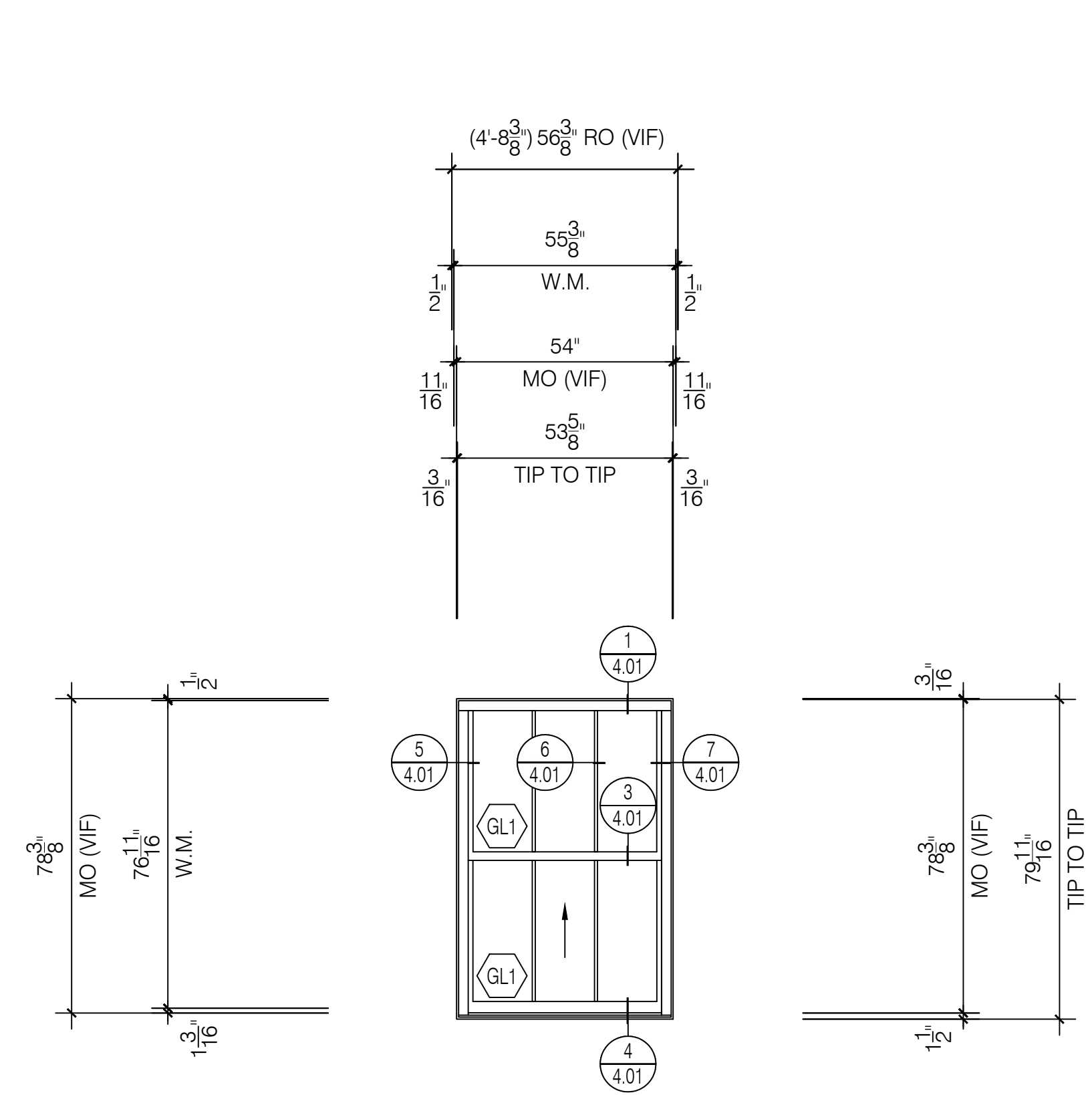
Total: 7 Thus



E1 Window Elevation
Quaker H503 Series
3 1/4" Single Hung System
Scale: 3/8" = 1' - 0"
Arch Ref: E / A601

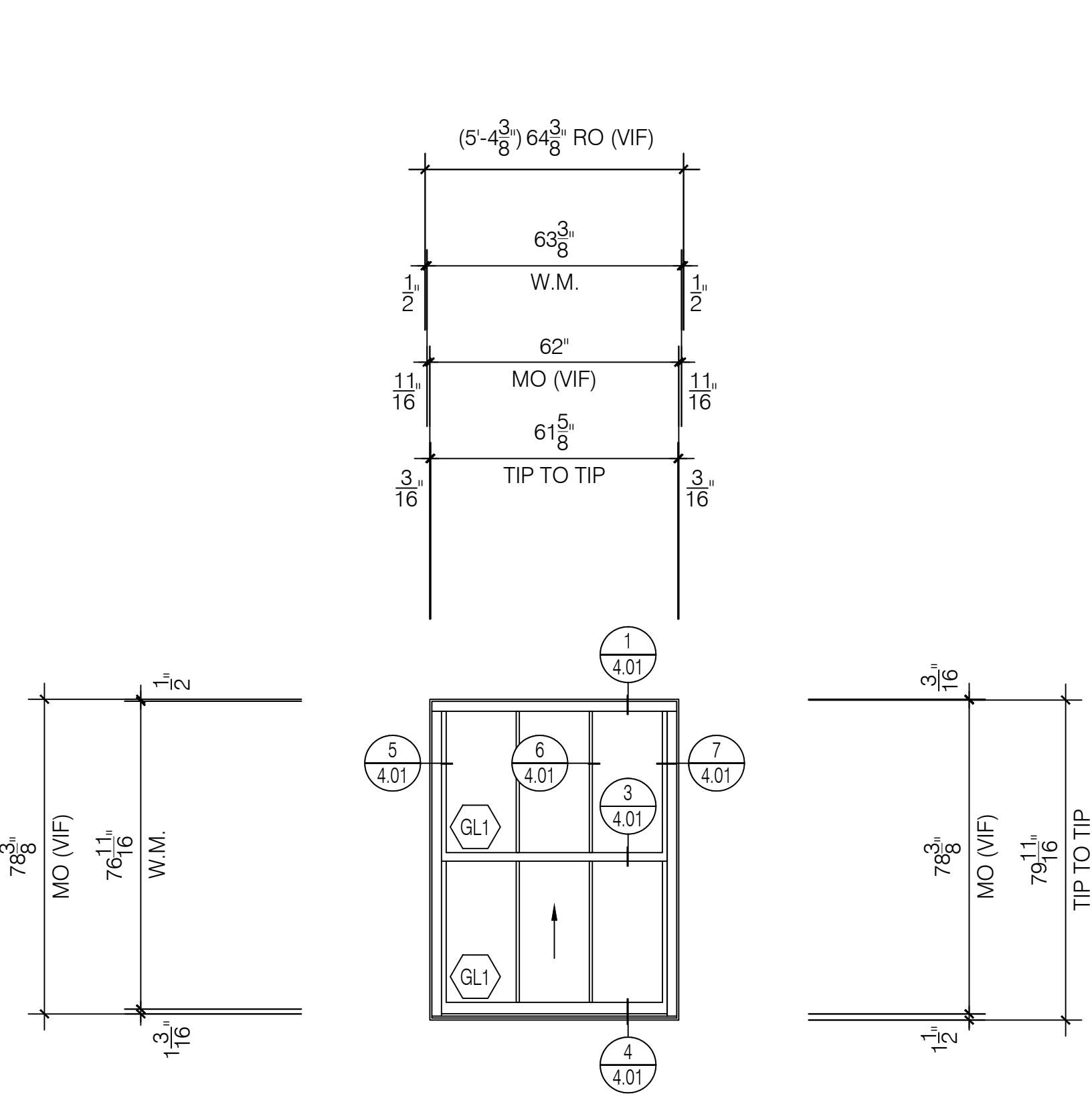
Total: 7 Thus

2nd Floor




F Window Elevation
Quaker H503 Series
3 1/4" Single Hung System
Scale: 3/8" = 1' - 0"
Arch Ref: F / A601

Total: 8 Thus



F1 Window Elevation
Quaker H503 Series
3 1/4" Single Hung System
Scale: 3/8" = 1' - 0"
Arch Ref: F / A601

Total: 8 Thus



Environmental Glass, Inc.
12675 Marlin Drive
Redford, Michigan 48239
Phone: (734) 261-1930 | Fax: (734) 261-5590

IMPORTANT
These Shop Drawings are our interpretation of the contract documents. It shall be the responsibility of the General Contractor (or Construction Manager) to review these drawings for compliance with the design intent and Contract Documents. When these drawings are returned with "Approved", "Approved as Noted" or "Reviewed" stamped on them, it shall constitute the General Contractors (or Construction Managers) and Architects agreement that the Shop Drawings do comply with the design intent and the Contract Documents.

DO NOT SCALE PLANS
Copying, Printing, Software and other processes required to produce these prints can stretch or shrink the actual paper or layout. Therefore, scaling of this drawing may be inaccurate. Contact the Glazing Contractor for any additional dimensions or clarifications.

Shop Drawings Prepared By



Charrette Studios Inc.
23581 Donaldson Street
Clinton Township, Michigan 48035
P: 586-790-4329 | F: 586-790-4346

CSI Project Information
Drawn By: Austin Domurat
CSI Project No: 08012054

Architect
Kraemer Design Group
1420 Broadway
Detroit, MI 48226

General Cntr. or Constuction Mgr.
Turner Construction Company
535 Griswold, Suite 1525
Detroit, MI 48226

Issue & Revision Dates
No. Date Subject
1 08-10-17 First Submittal

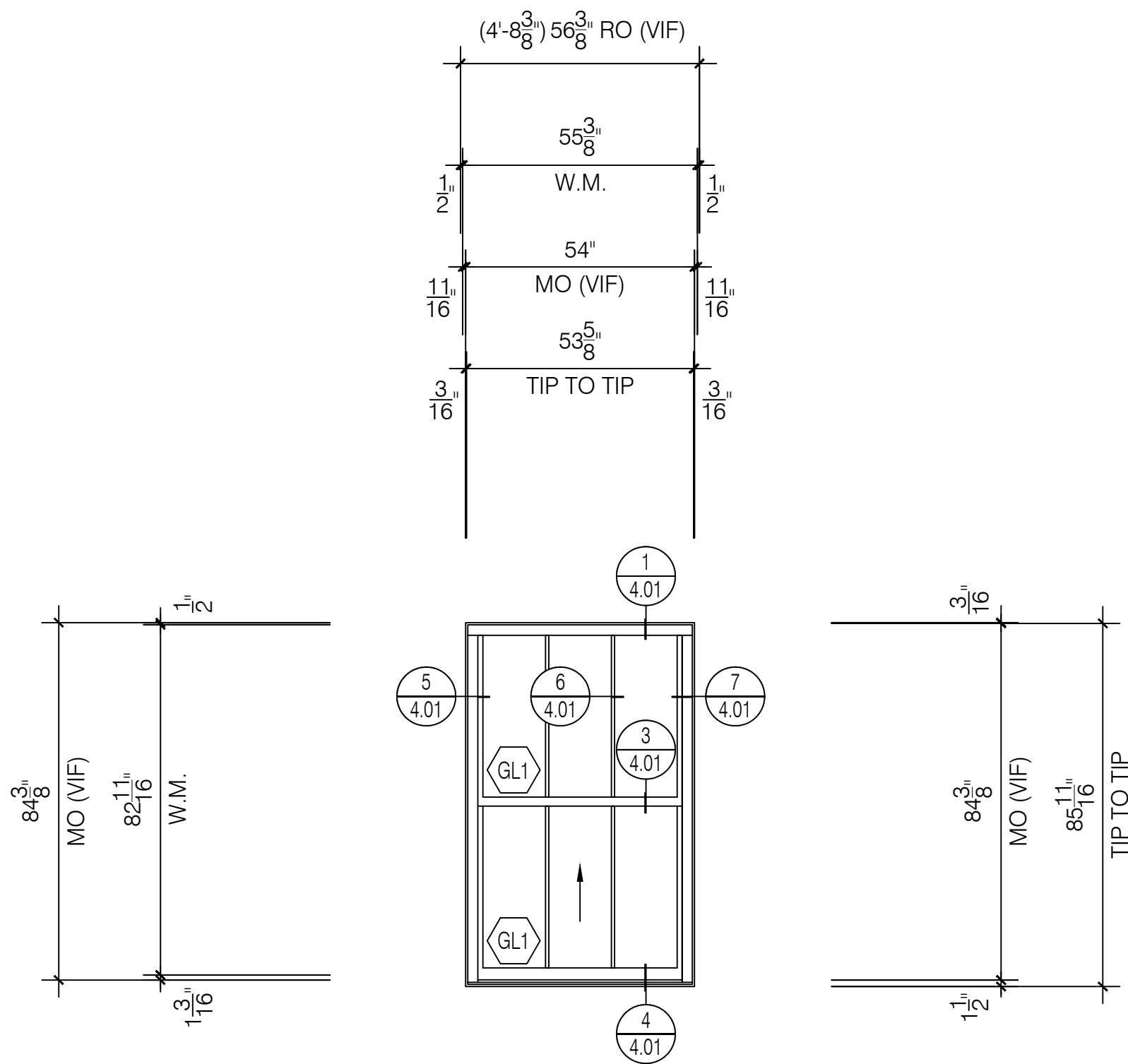
Project Name & Location
Detroit Free Press Building
321 West Lafayette Street
Detroit, MI 48226
Window Shop Drawings

Project Information
Project Manager: Ryan Snabes

Drawing Title
Elevations

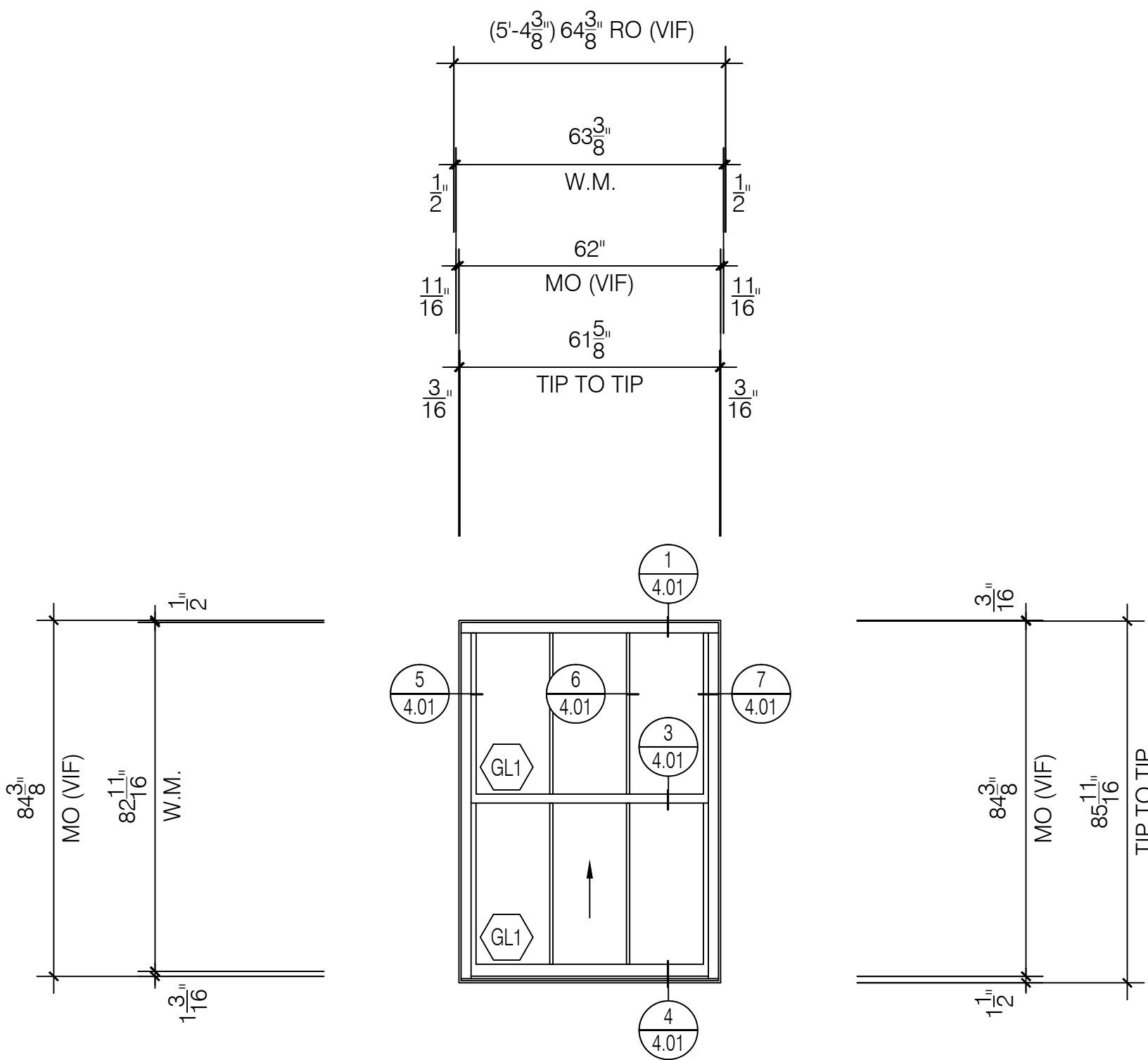
Scale: As Noted

Sheet Number
3.03



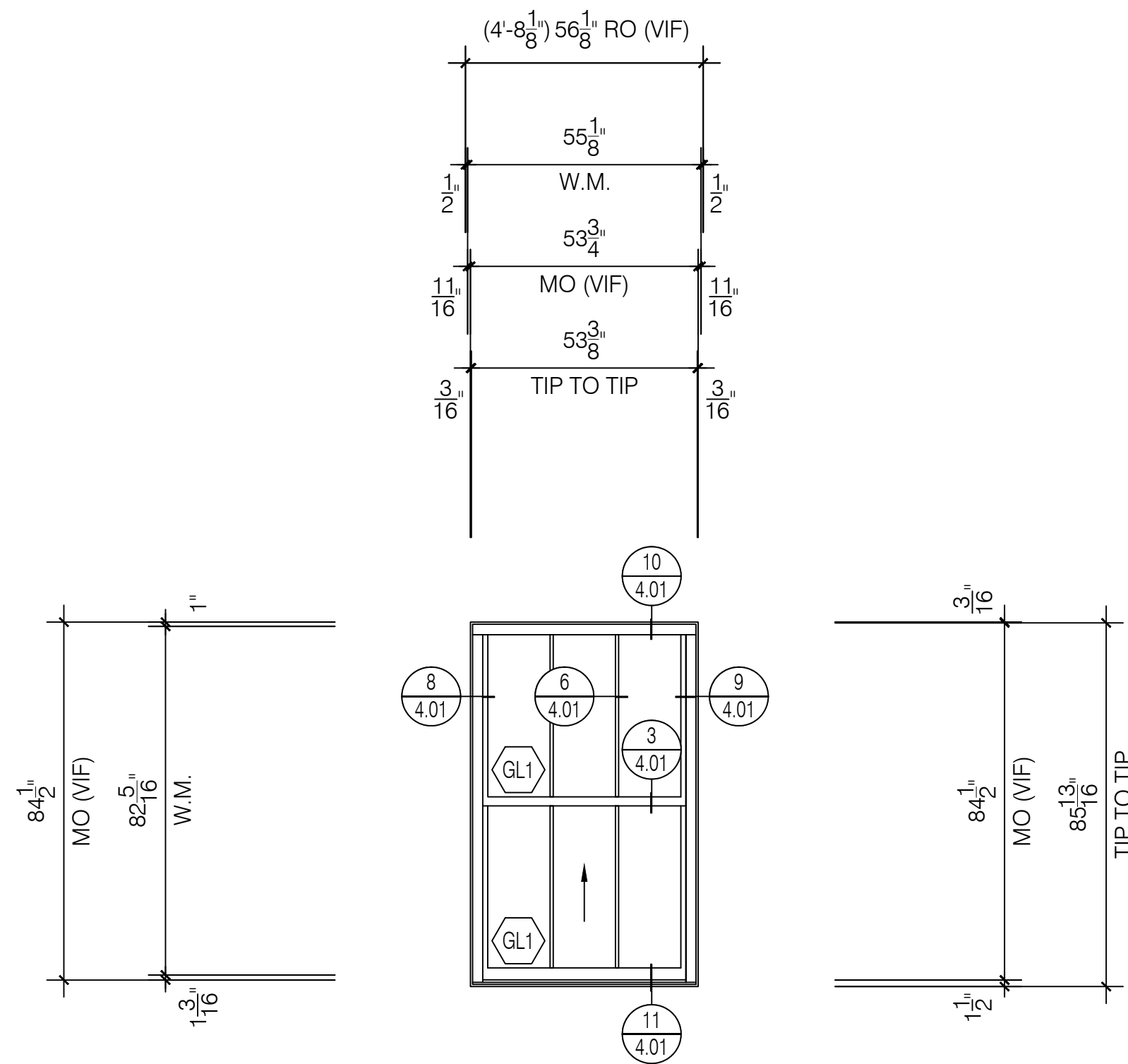
G Window Elevation
Quaker H503 Series
3 1/4" Single Hung System
Scale: 3/8" = 1' - 0"
Arch Ref: G / A601

Total: 10 Thus



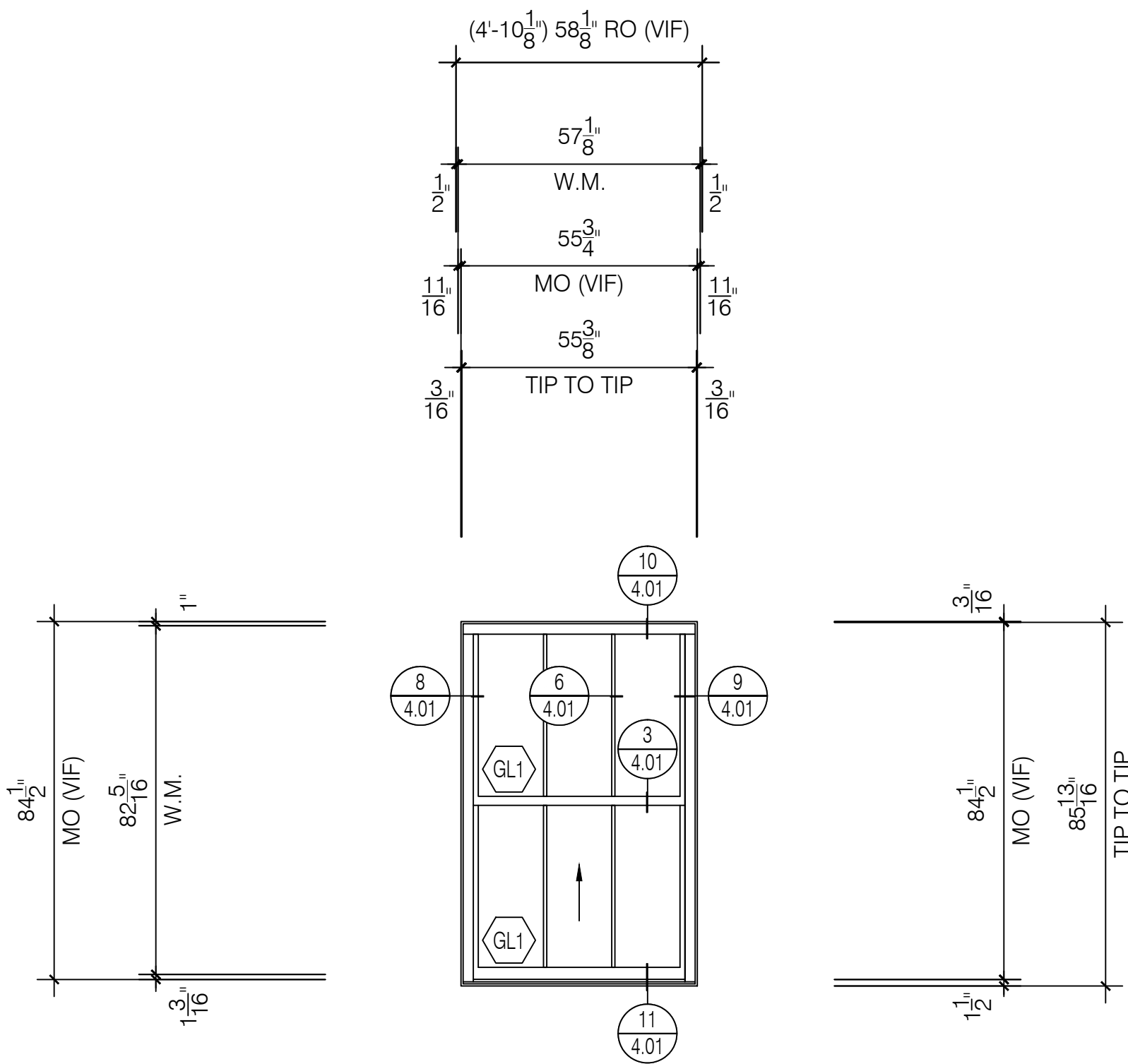
G1 Window Elevation
Quaker H503 Series
3 1/4" Single Hung System
Scale: 3/8" = 1' - 0"
Arch Ref: G / A601

Total: 28 Thus



H Window Elevation
Quaker H503 Series
3 1/4" Single Hung System
Scale: 3/8" = 1' - 0"
Arch Ref: H / A601

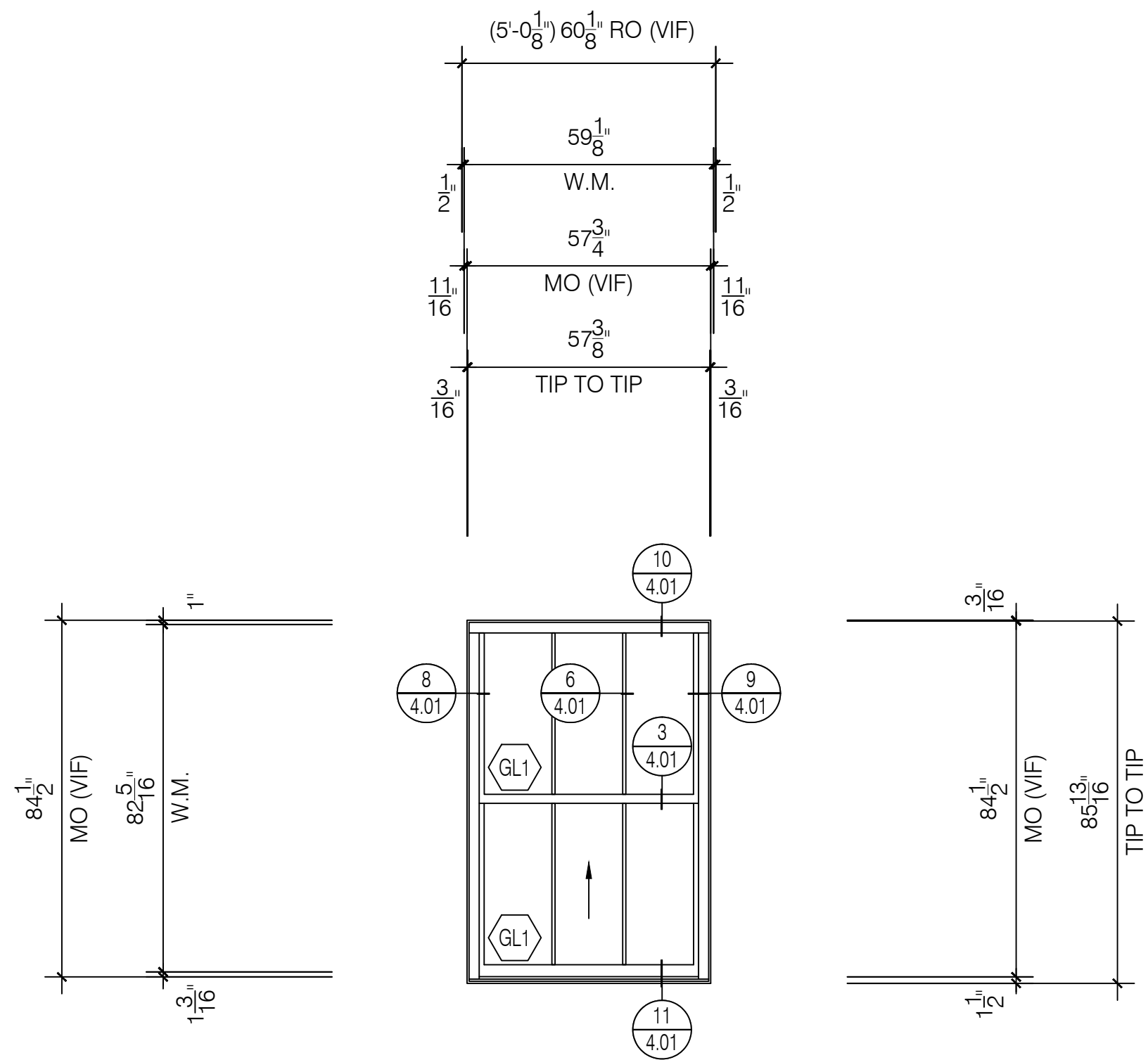
Total: 11 Thus



H1 Window Elevation
Quaker H503 Series
3 1/4" Single Hung System
Scale: 3/8" = 1' - 0"
Arch Ref: H / A601

Total: 9 Thus

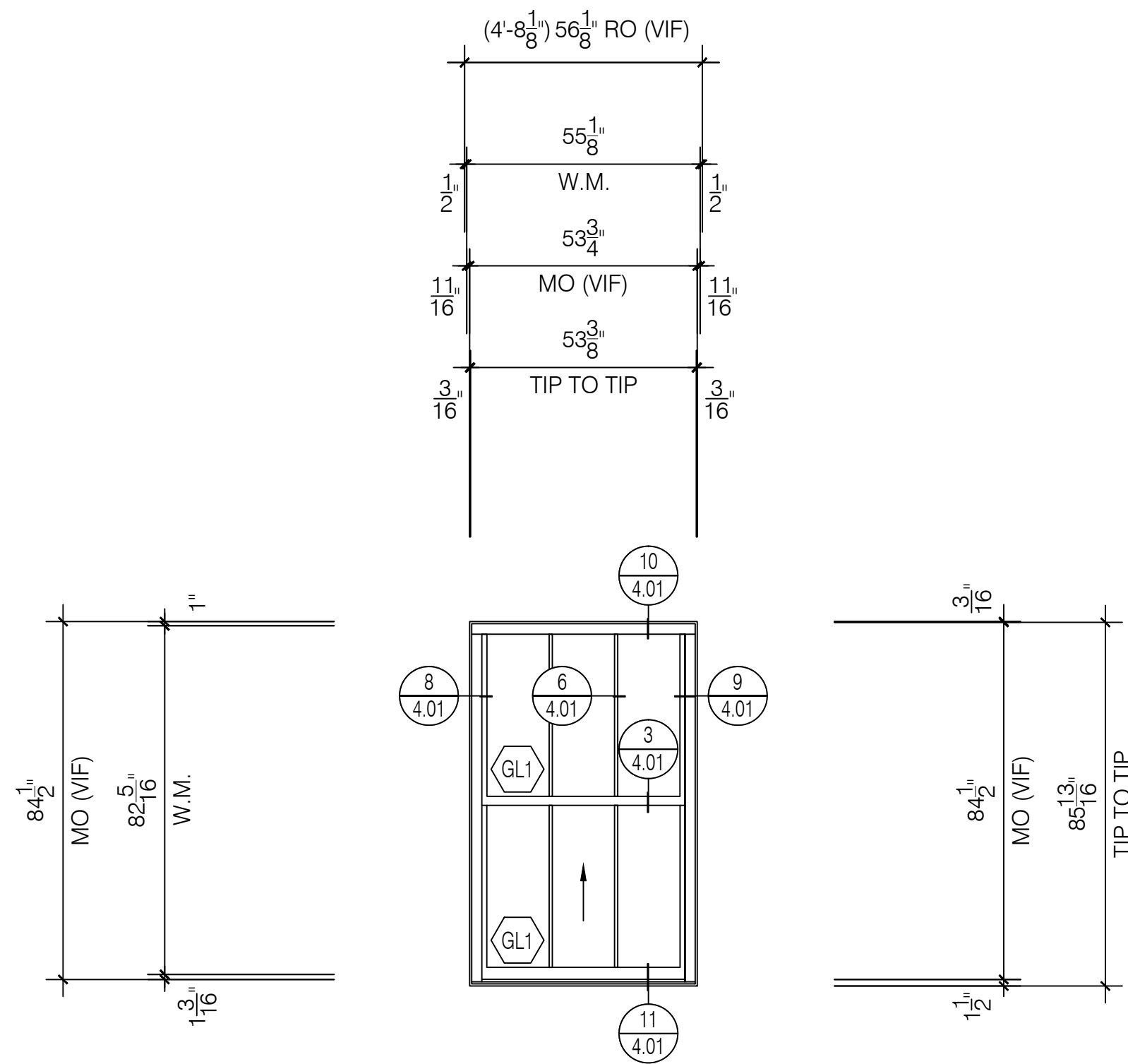
East Court



H2 Window Elevation
Quaker H503 Series
3 1/4" Single Hung System
Scale: 3/8" = 1' - 0"
Arch Ref: H / A601

Total: 51 Thus


East Court



I Window Elevation
Quaker H503 Series
3 1/4" Single Hung System
Scale: 3/8" = 1' - 0"
Arch Ref: I / A601

Total: 6 Thus

West Court



Environmental Glass, Inc.
12675 Marlin Drive
Redford, Michigan 48239
Phone: (734) 261-1930 | Fax: (734) 261-5590

IMPORTANT
These Shop Drawings are our interpretation of the contract documents. It shall be the responsibility of the General Contractor (or Construction Manager) to review these drawings for compliance with the design intent and Contract Documents. When these drawings are returned with "Approved", "Approved as Noted" or "Reviewed" stamped on them, it shall constitute the General Contractors (or Construction Managers) and Architects agreement that the Shop Drawings do comply with the design intent and the Contract Documents.

DO NOT SCALE PLANS
Copying, Printing, Software and other processes required to produce these prints can stretch or shrink the actual paper or layout. Therefore, scaling of this drawing may be inaccurate. Contact the Glazing Contractor for any additional dimensions or clarifications.

Shop Drawings Prepared By



Charrette Studios Inc.
23581 Donaldson Street
Clinton Township, Michigan 48035
P: 586-790-4329 | F: 586-790-4346

CSI Project Information
Drawn By: Austin Domurat
CSI Project No: 08012054

Architect
Kraemer Design Group
1420 Broadway
Detroit, MI 48226

General Cntr. or Constuction Mgr.
Turner Construction Company
535 Griswold, Suite 1525
Detroit, MI 48226

Issue & Revision Dates
No. Date Subject
1 08-10-17 First Submittal

Project Name & Location
Detroit Free Press Building
321 West Lafayette Street
Detroit, MI 48226

Window Shop Drawings

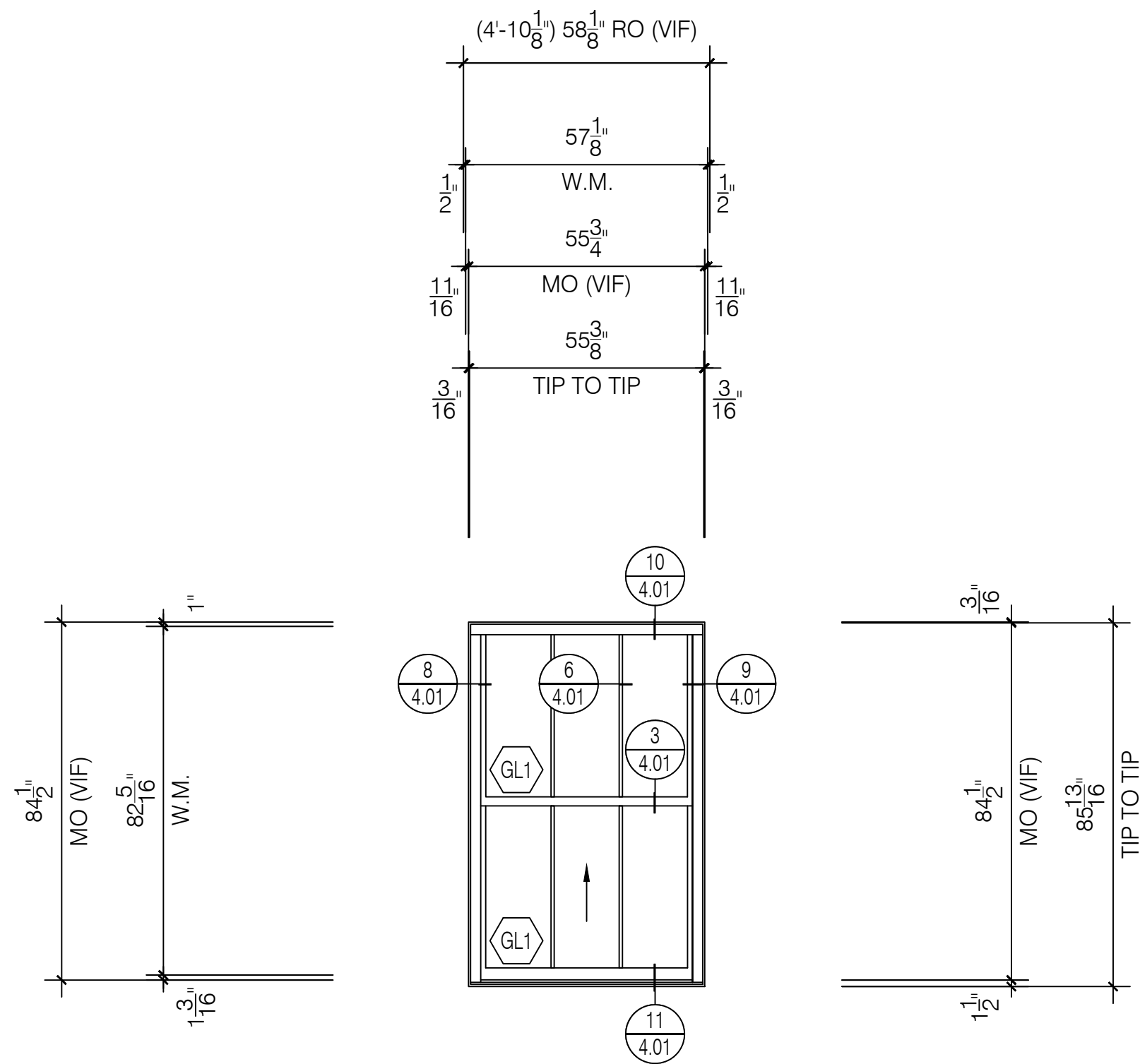
Project Information
Project Manager: Ryan Snabes

Drawing Title
Elevations

Scale: As Noted

Sheet Number

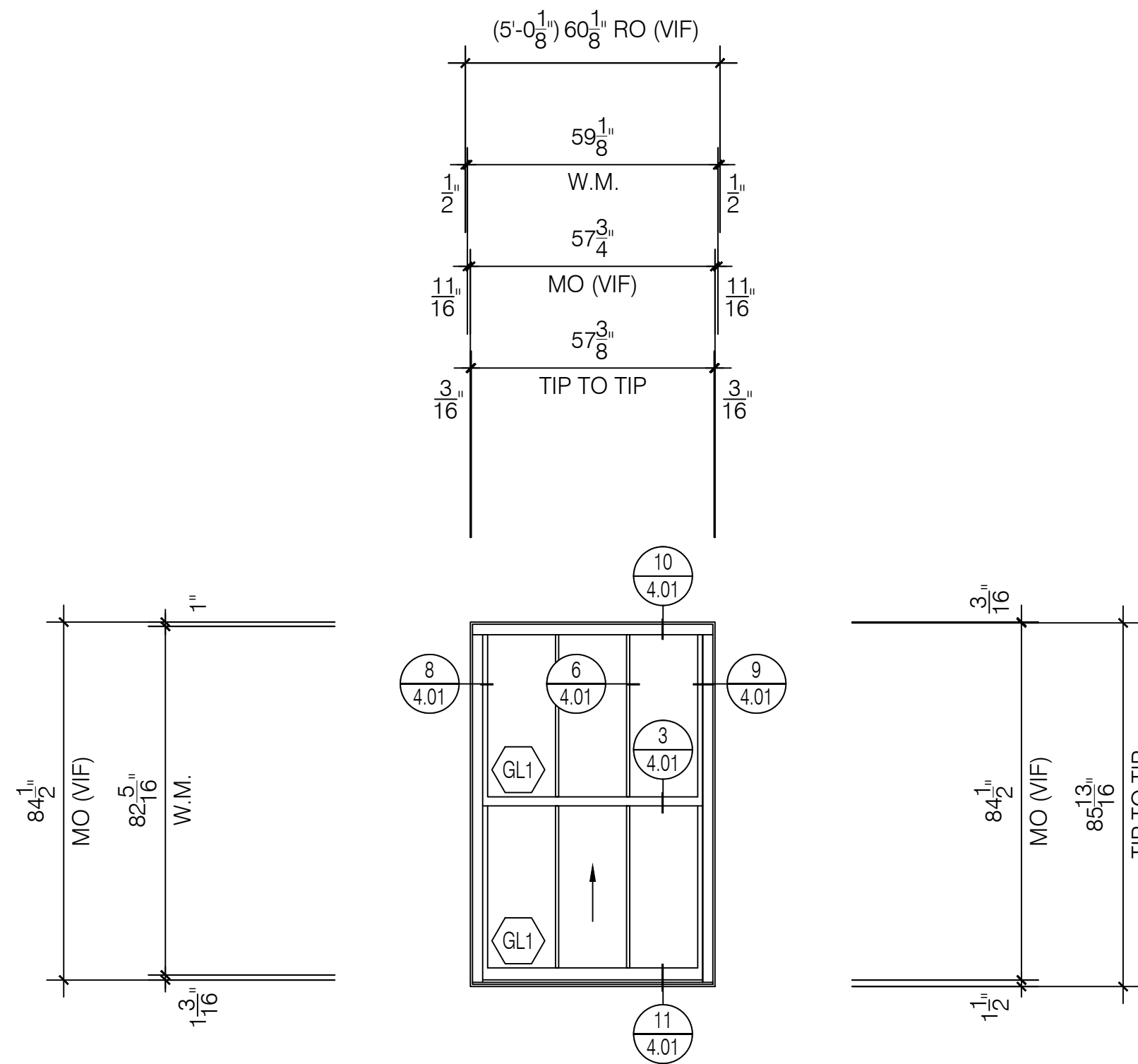
3.04



11 Window Elevation
Quaker H503 Series
3 1/4" Single Hung System
Scale: 3/8" = 1' - 0"
Arch Ref: 1 / A601

Total: 12 Thus

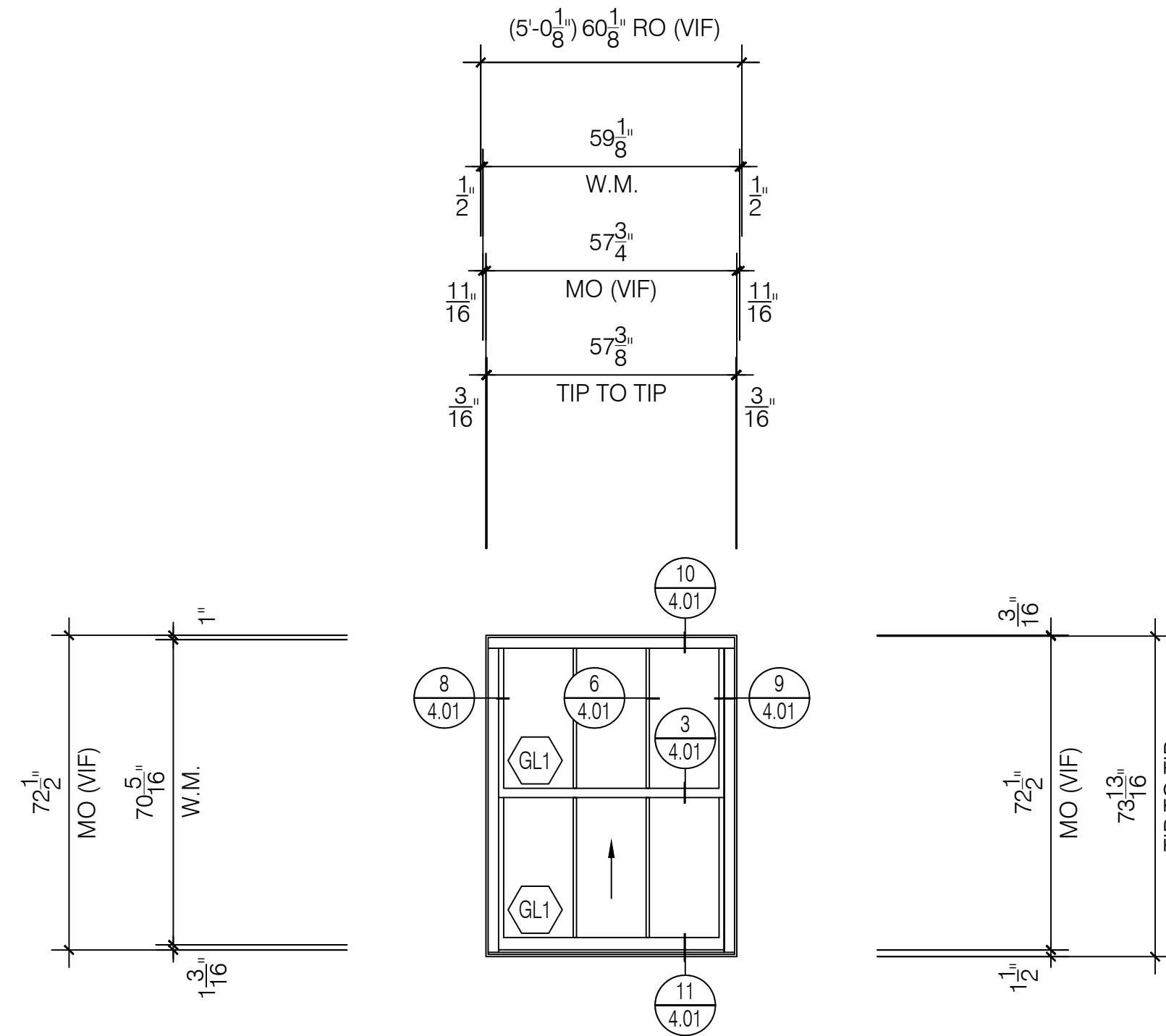
West Court



12 Window Elevation
Quaker H503 Series
3 1/4" Single Hung System
Scale: 3/8" = 1' - 0"
Arch Ref: 1 / A601

Total: 39 Thus

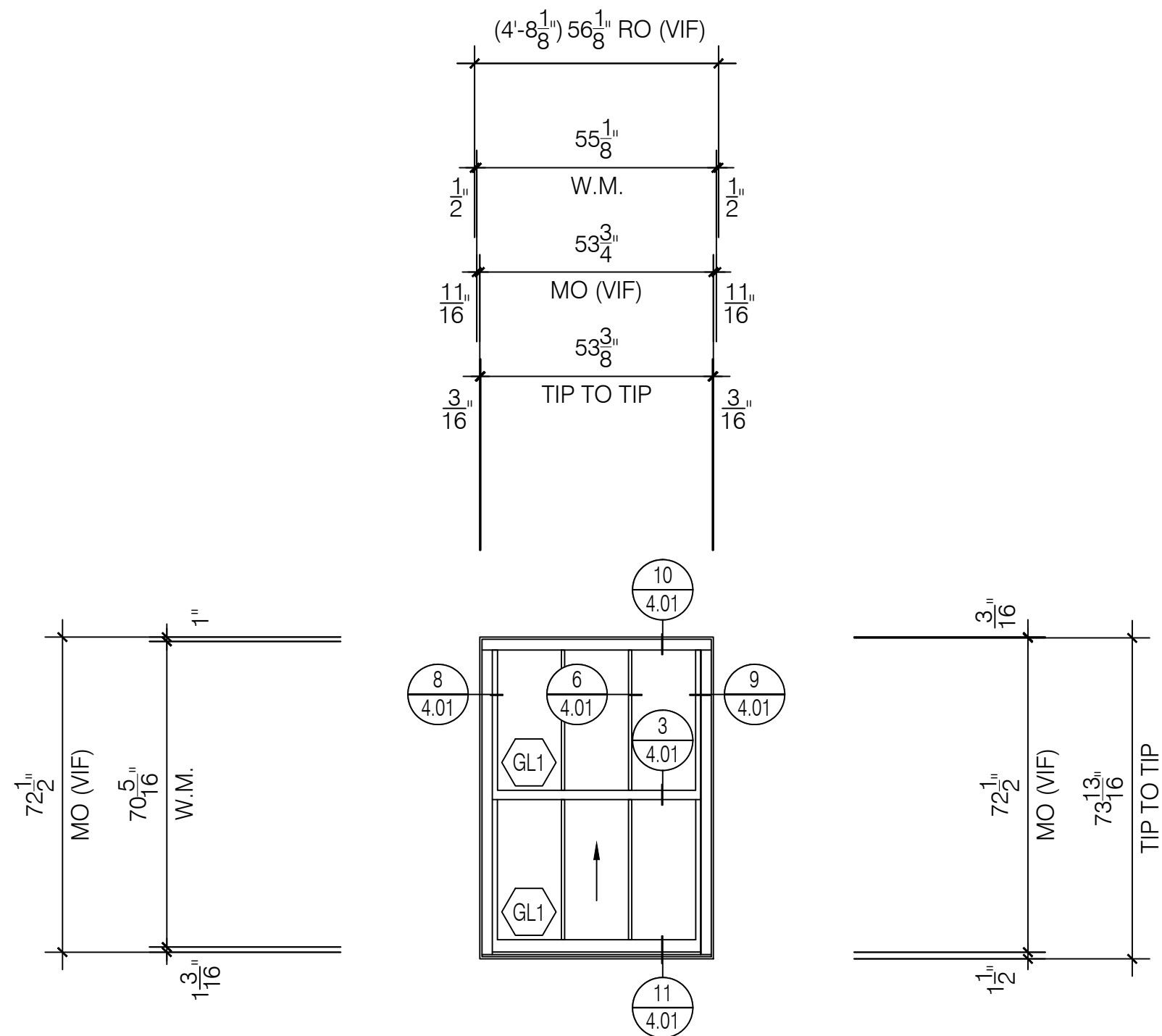
West Court



13 Window Elevation
Quaker H503 Series
3 1/4" Single Hung System
Scale: 3/8" = 1' - 0"
Arch Ref: 1 / A601

Total: 7 Thus

West Court

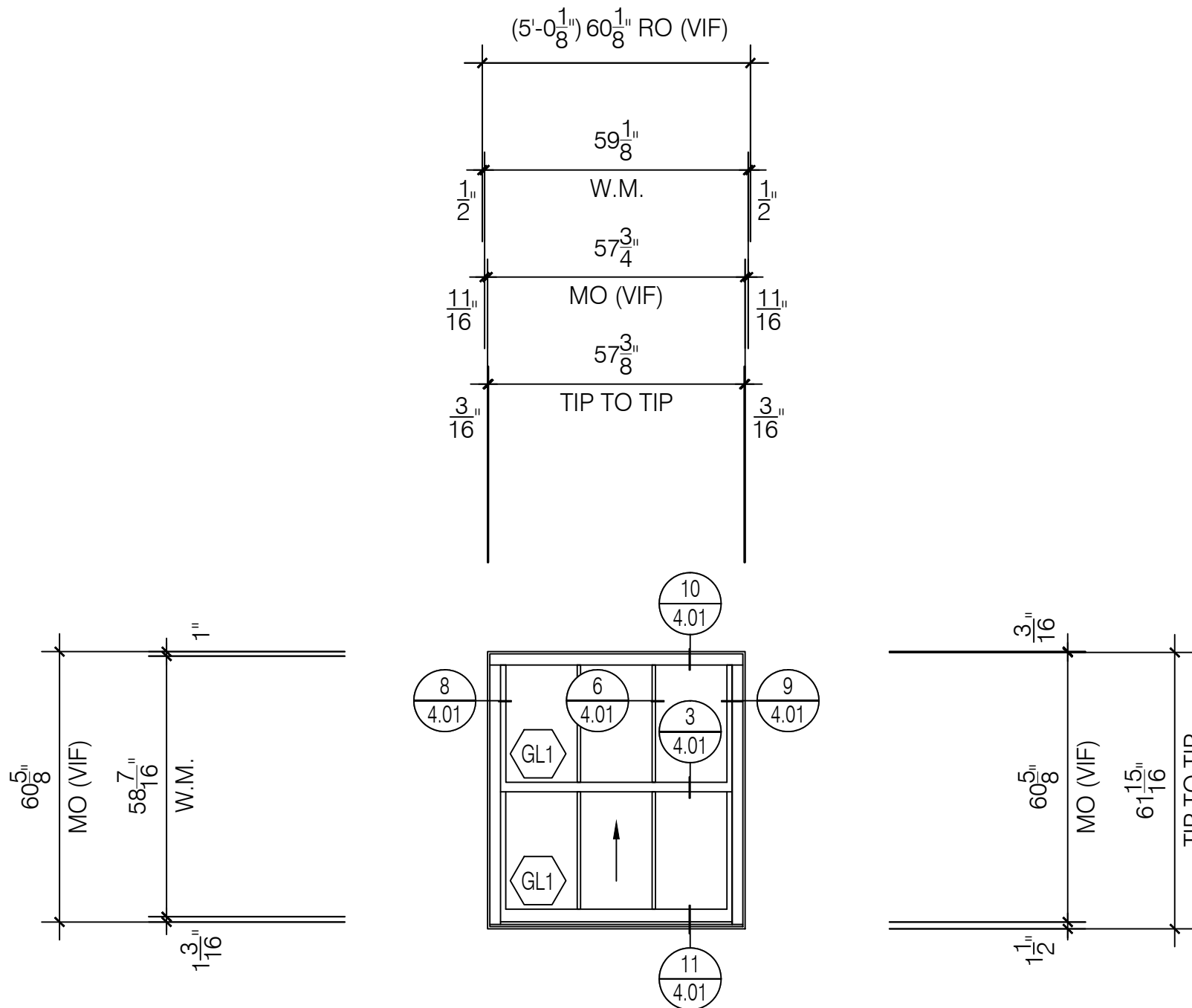


14 Window Elevation
Quaker H503 Series
3 1/4" Single Hung System
Scale: 3/8" = 1' - 0"
Arch Ref: 1 / A601

Total: 2 Thus

West Court


Note: Not shown on Docs
See RFI #1



15 Window Elevation
Quaker H503 Series
3 1/4" Single Hung System
Scale: 3/8" = 1' - 0"
Arch Ref: 1 / A601

Total: 1 Thus

West Court



Environmental Glass, Inc.
12675 Marlin Drive
Redford, Michigan 48239
Phone: (734) 261-1930 | Fax: (734) 261-5590

IMPORTANT
These Shop Drawings are our interpretation of the contract documents. It shall be the responsibility of the General Contractor (or Construction Manager) to review these drawings for compliance with the design intent and Contract Documents.
When these drawings are returned with "Approved", "Approved as Noted" or "Reviewed" stamped on them, it shall constitute the General Contractors (or Construction Managers) and Architects agreement that the Shop Drawings do comply with the design intent and the Contract Documents.

DO NOT SCALE PLANS
Copying, Printing, Software and other processes required to produce these prints can stretch or shrink the actual paper or layout.
Therefore, scaling of this drawing may be inaccurate. Contact the Glazing Contractor for any additional dimensions or clarifications.

Shop Drawings Prepared By



Charrette Studios Inc.
23581 Donaldson Street
Clinton Township, Michigan 48035
P: 586-790-4329 | F: 586-790-4346

CSI Project Information

Drawn By: Austin Domurat
CSI Project No: 08012054

Architect
Kraemer Design Group
1420 Broadway
Detroit, MI 48226

General Cntr. or Constuction Mgr.
Turner Construction Company
535 Griswold, Suite 1525
Detroit, MI 48226

Issue & Revision Dates
No. Date Subject
1 08-10-17 First Submittal

Project Name & Location

Detroit Free Press Building
321 West Lafayette Street
Detroit, MI 48226

Window Shop Drawings

Project Information

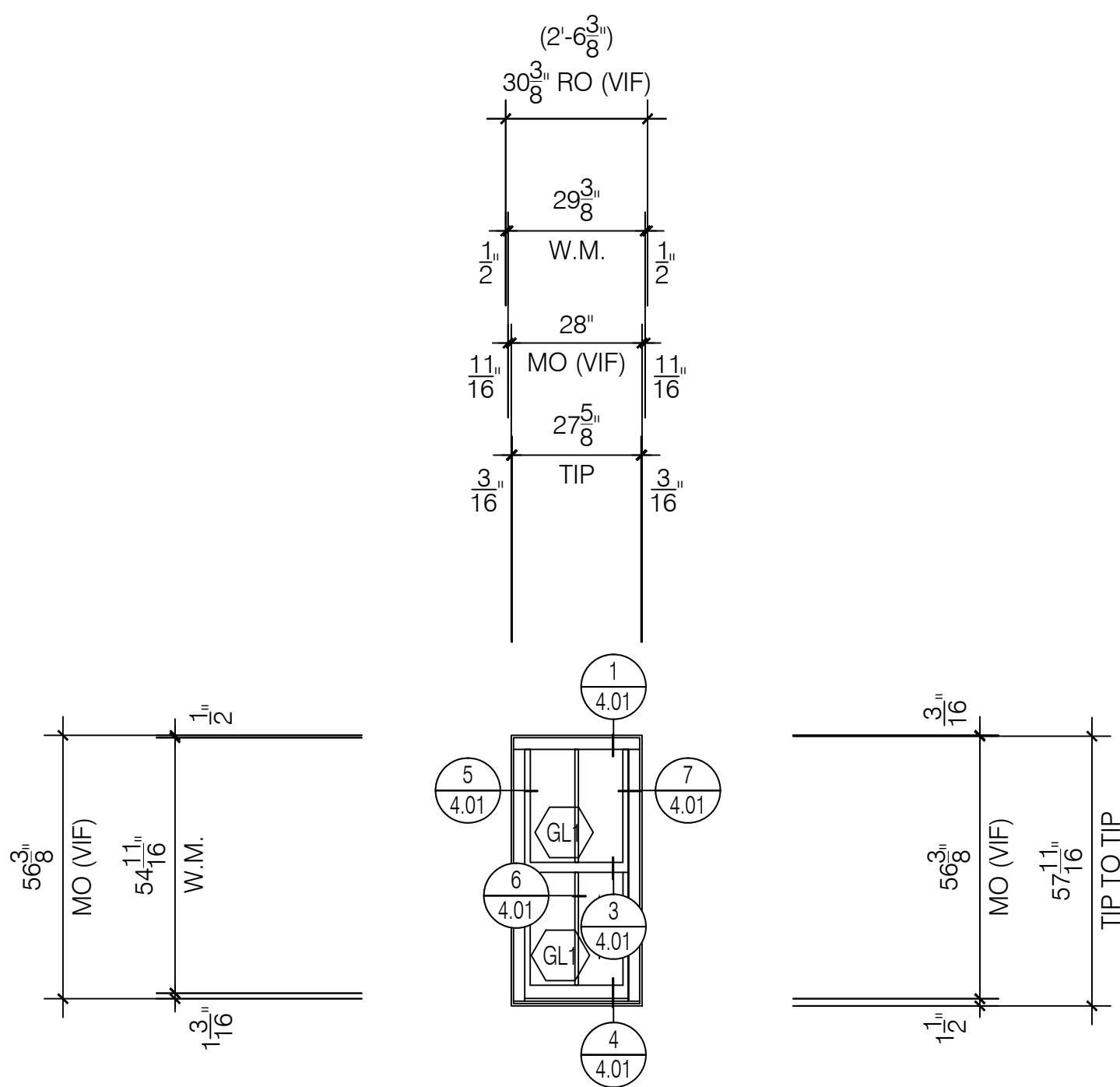
Project Manager: Ryan Snabes

Drawing Title
Elevations

Scale: As Noted

Sheet Number

3.05



J

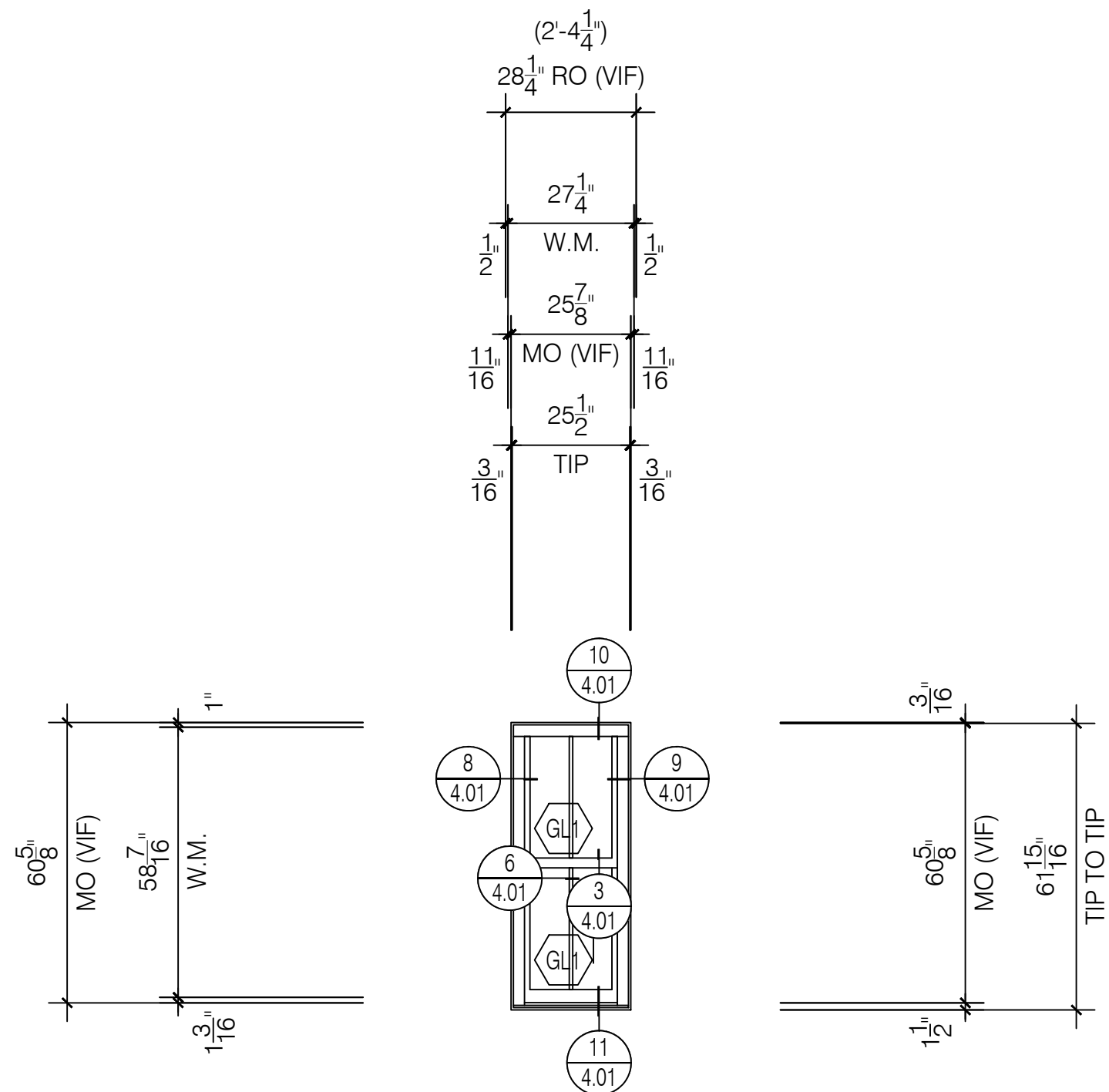
Quaker H503 Series
3 1/4" Single Hung System

Total: 28 Thus

Window
Elevation

Scale: 3/8" = 1' - 0"
Arch Ref: J / A601

14th Floor



J2

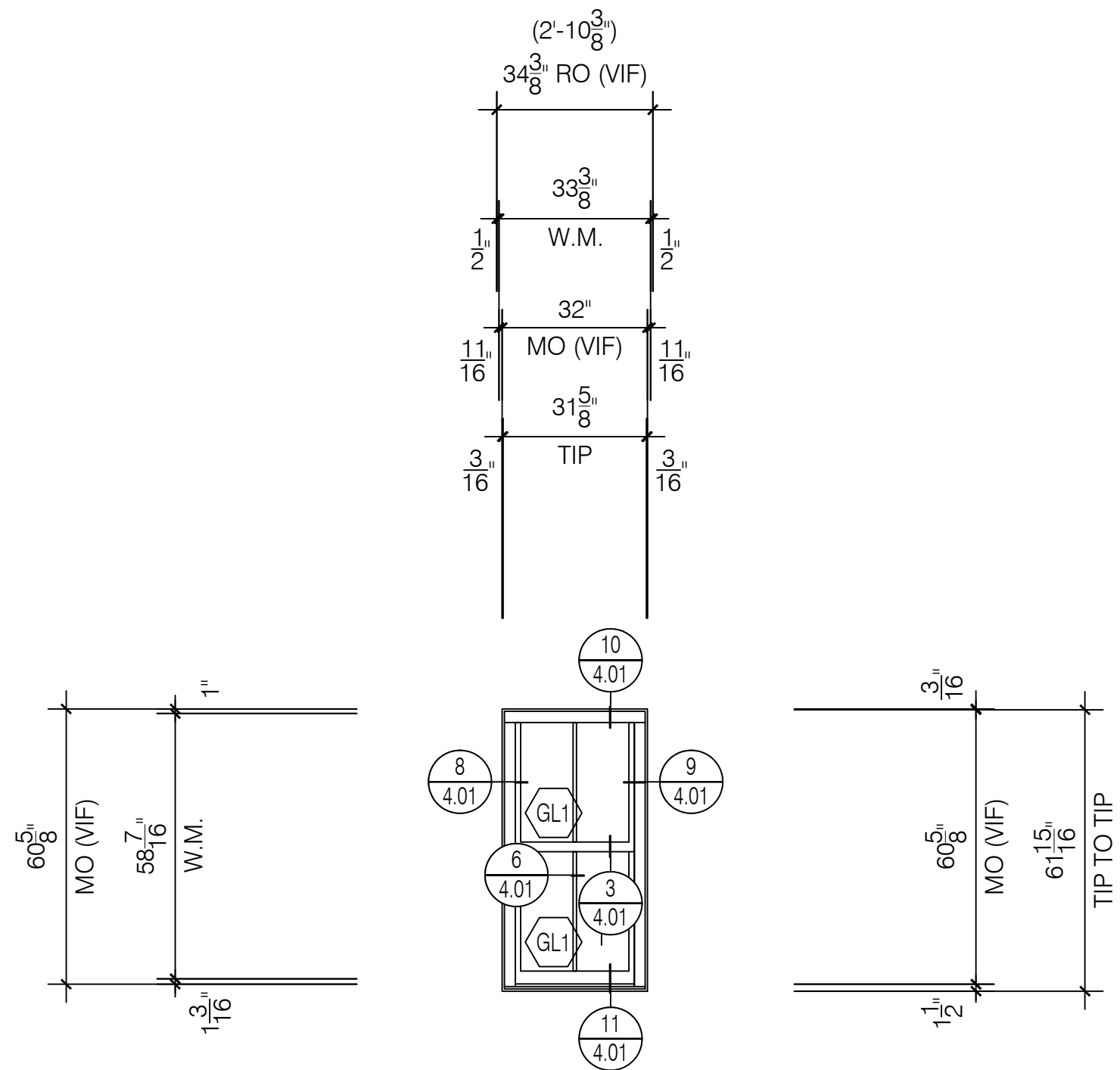
Quaker H503 Series
3 1/4" Single Hung System

Total: 2 Thus

Window
Elevation

Scale: 3/8" = 1' - 0"
Arch Ref: J / A601

West Court



J1

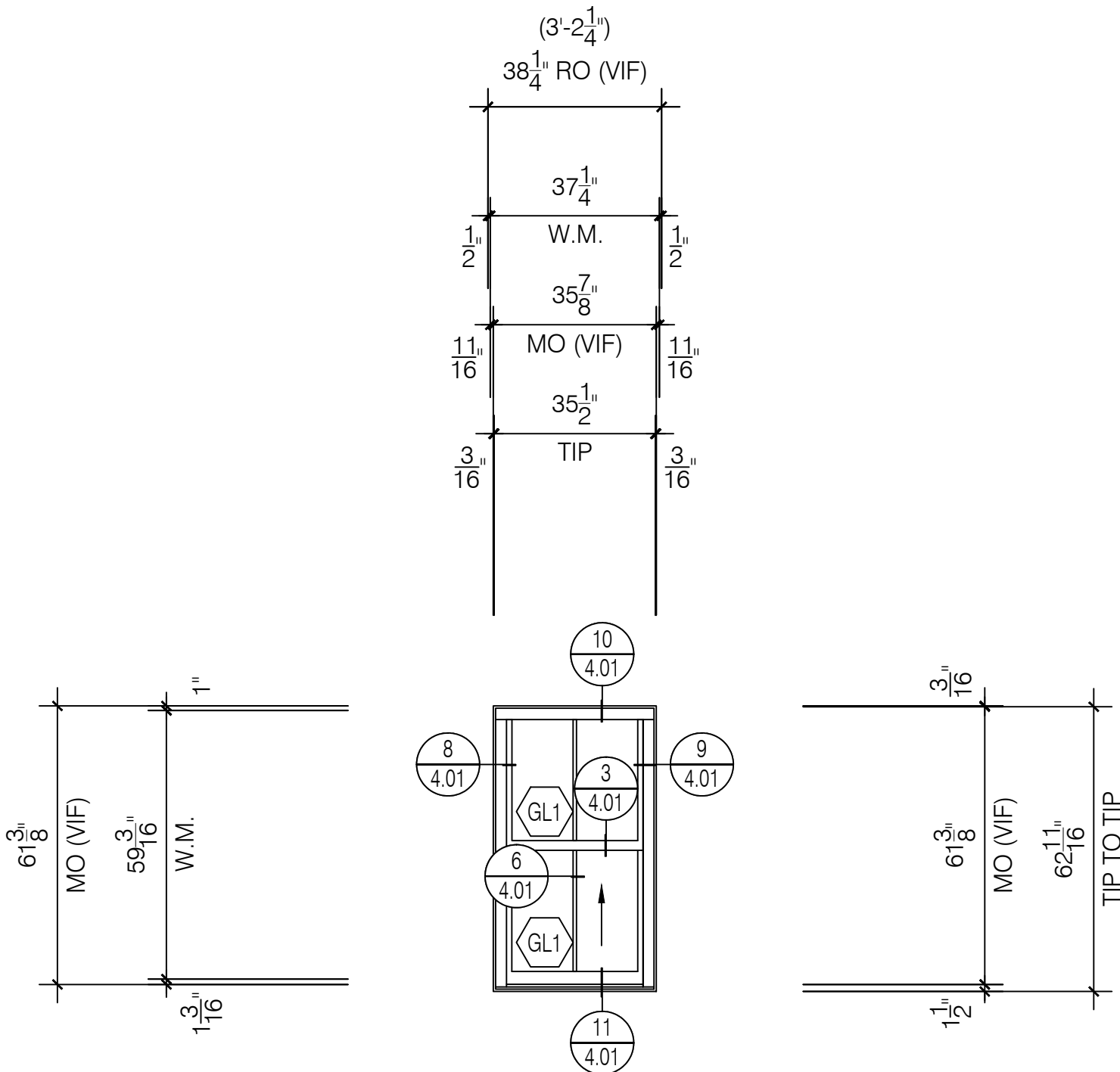
Quaker H503 Series
3 1/4" Single Hung System

Total: 3 Thus

Window
Elevation

Scale: 3/8" = 1' - 0"
Arch Ref: J / A601

West Court



J3

Quaker H503 Series
3 1/4" Single Hung System


Total: 3 Thus

Window
Elevation

Scale: 3/8" = 1' - 0"
Arch Ref: J / A601

East Court

Note: Not shown on Docs
See RFI #1



Environmental Glass, Inc.

12675 Marlin Drive
Redford, Michigan 48239
Phone: (734) 261-1930 | Fax: (734) 261-5590

IMPORTANT
These Shop Drawings are our interpretation of the contract documents. It shall be the responsibility of the General Contractor (or Construction Manager) to review these drawings for compliance with the design intent and Contract Documents.
When these drawings are returned with "Approved", "Approved as Noted" or "Reviewed" stamped on them, it shall constitute the General Contractors (or Construction Managers) and Architects agreement that the Shop Drawings do comply with the design intent and the Contract Documents.

DO NOT SCALE PLANS
Copying, Printing, Software and other processes required to produce these prints can stretch or shrink the actual paper or layout.
Therefore, scaling of this drawing may be inaccurate. Contact the Glazing Contractor for any additional dimensions or clarifications.

Shop Drawings Prepared By



Charrette Studios Inc.
23581 Donaldson Street
Clinton Township, Michigan 48035
P: 586-790-4329 | F: 586-790-4346

CSI Project Information
Drawn By: Austin Domurat
CSI Project No: 08012054

Architect
Kraemer Design Group
1420 Broadway
Detroit, MI 48226

General Cntr. or Constuction Mgr.
Turner Construction Company
535 Griswold, Suite 1525
Detroit, MI 48226

Issue & Revision Dates
No. Date Subject
1 08-10-17 First Submittal

Project Name & Location

Detroit Free Press Building

321 West Lafayette Street
Detroit, MI 48226

Window Shop Drawings


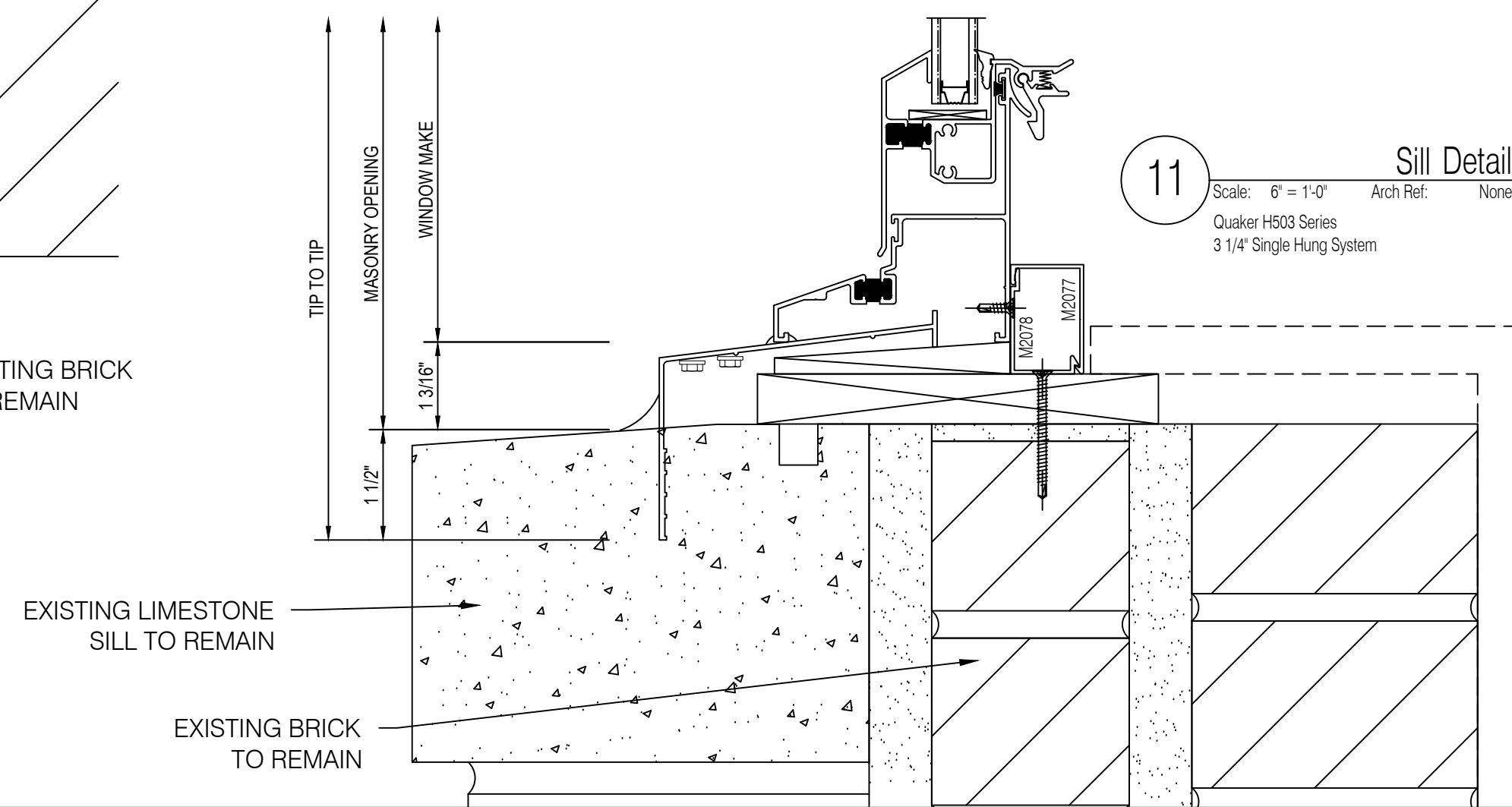
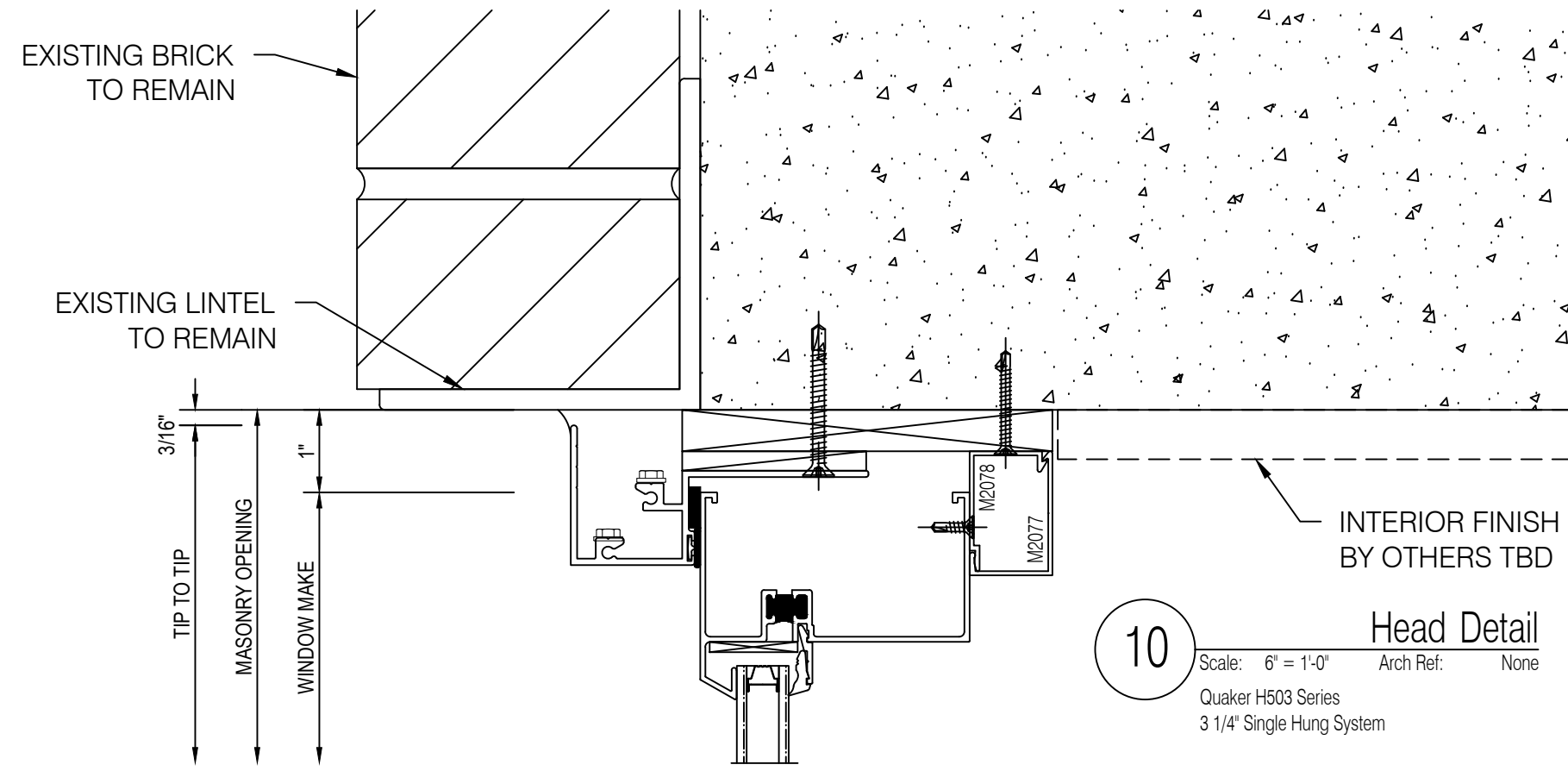
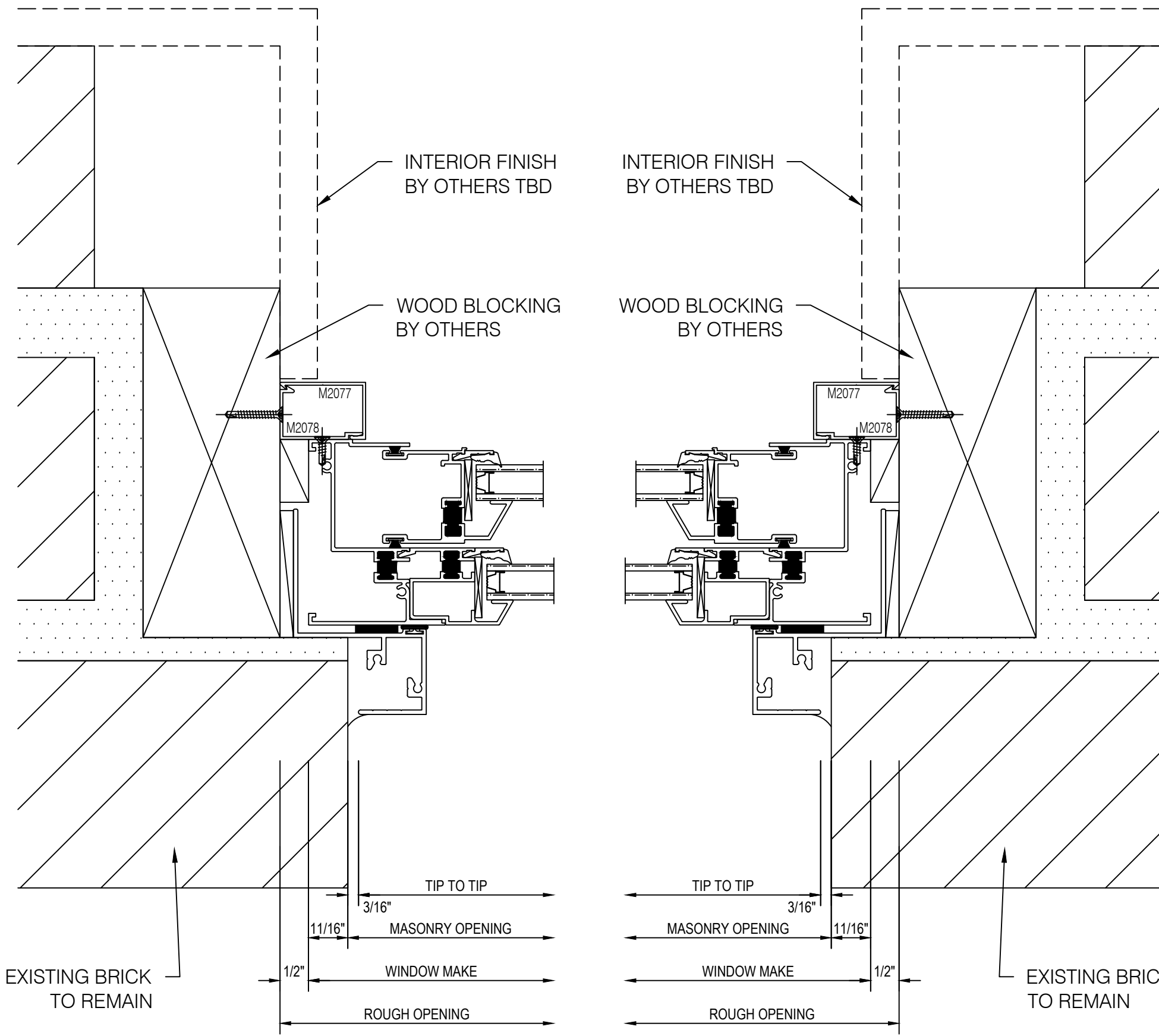
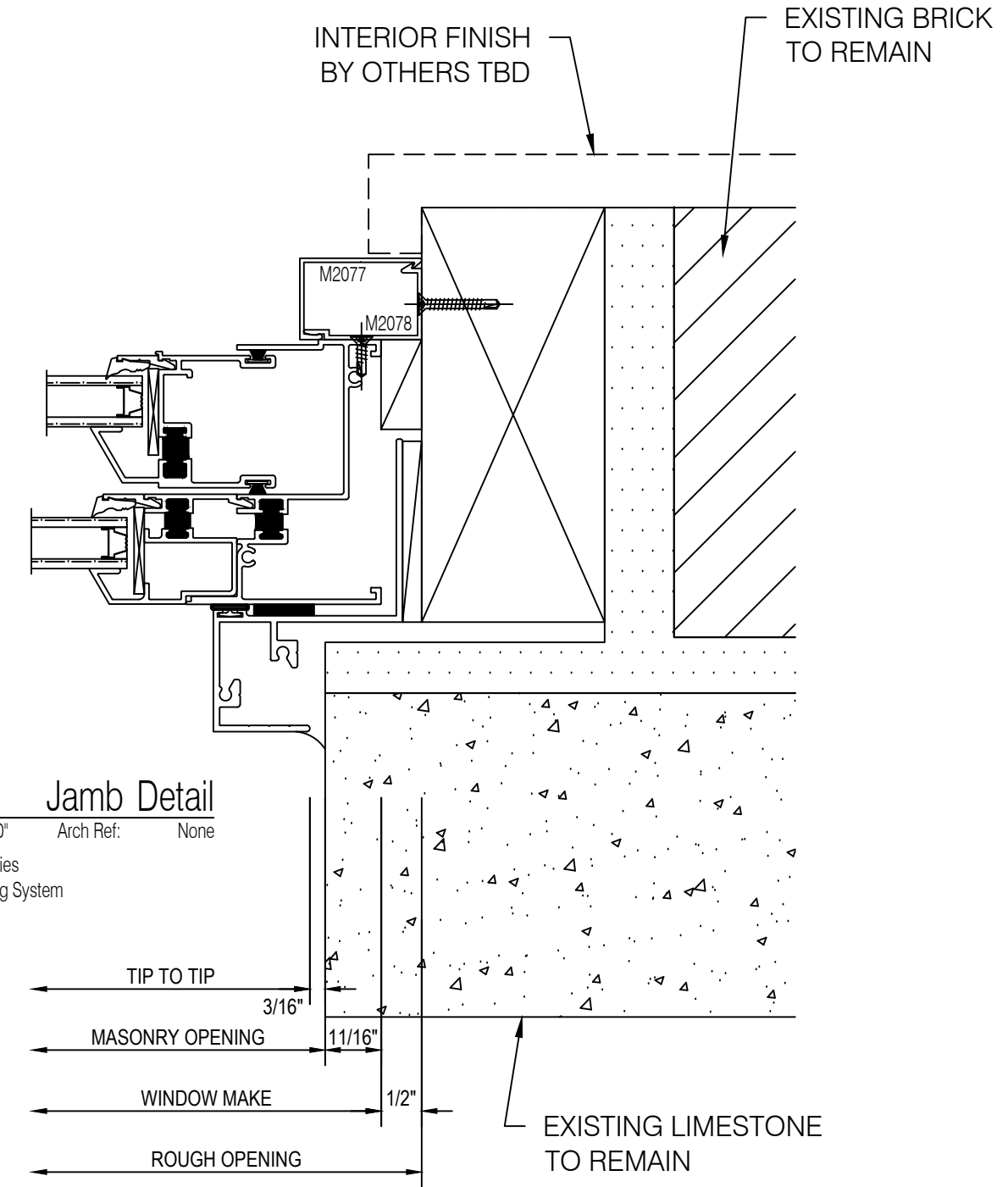
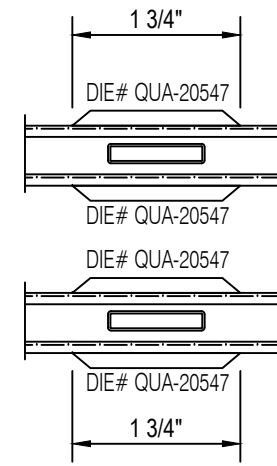
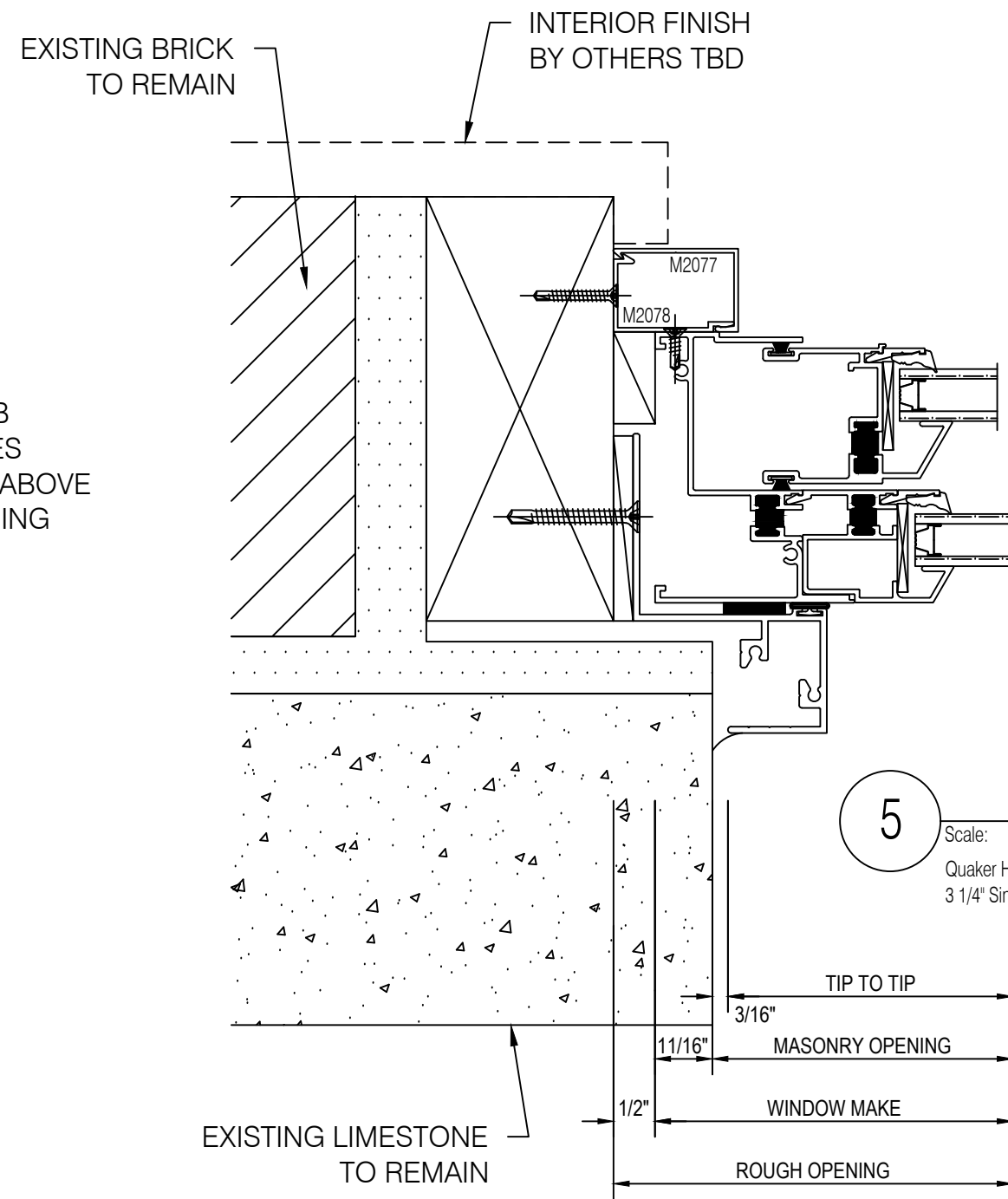
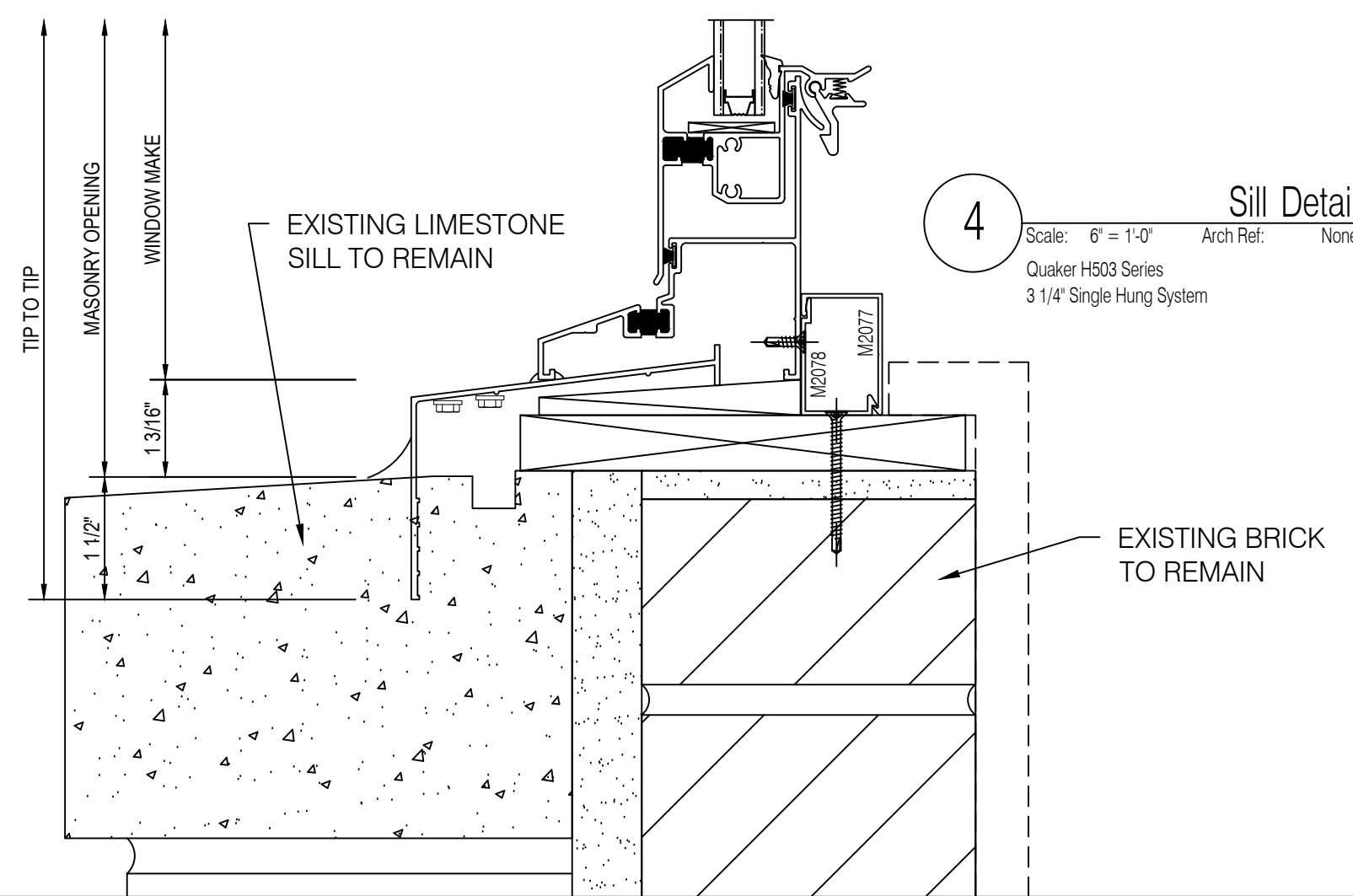
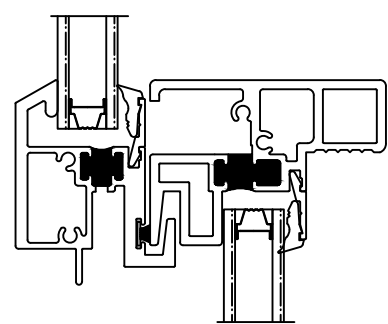
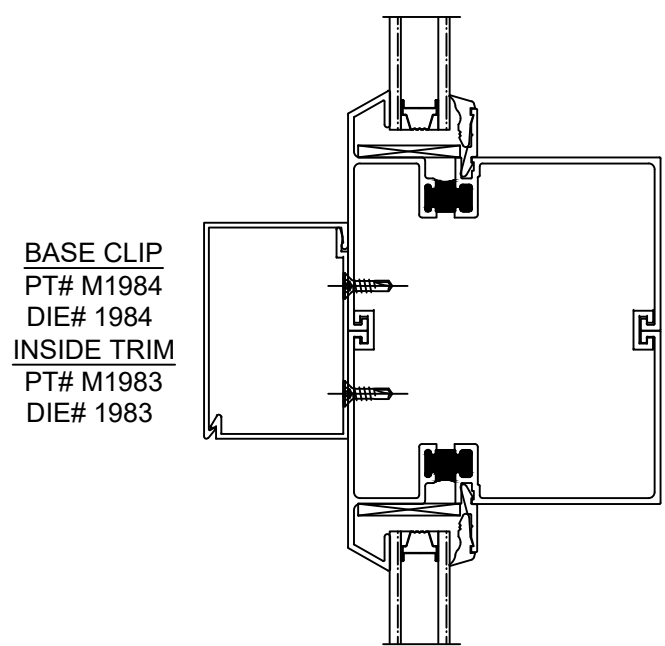
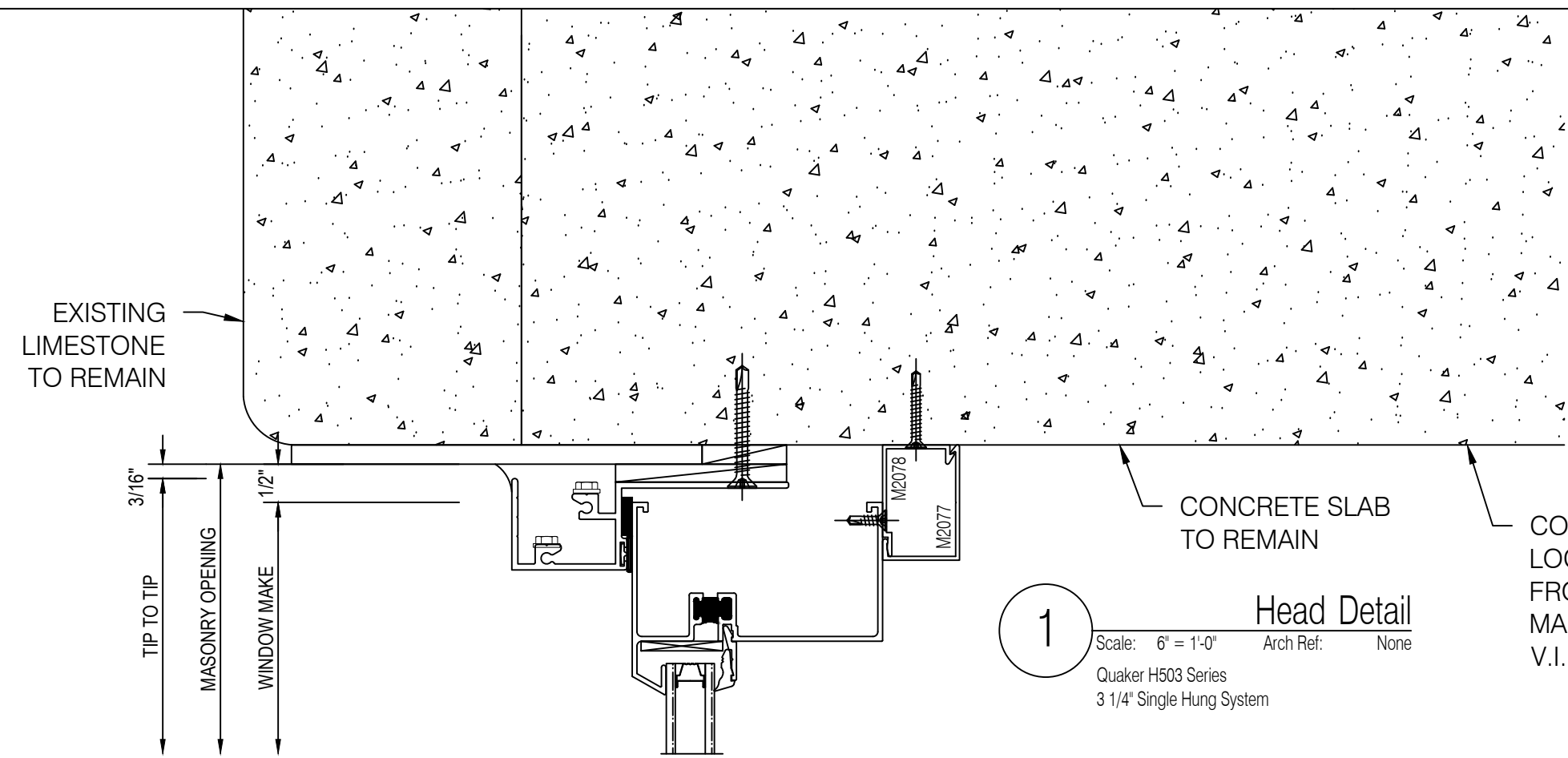
Project Information
Project Manager: Ryan Snabes

Drawing Title
Elevations

Scale: As Noted

Sheet Number

3.06



Environmental Glass, Inc.
12675 Marlin Drive
Redford, Michigan 48239
Phone: (734) 261-1930 | Fax: (734) 261-5590

IMPORTANT
These Shop Drawings are our interpretation of the contract documents. It shall be the responsibility of the General Contractor (or Construction Manager) to review these drawings for compliance with the design intent and Contract Documents. When these drawings are returned with "Approved", "Approved as Noted" or "Reviewed" stamped on them, it shall constitute the General Contractors (or Construction Managers) and Architects agreement that the Shop Drawings do comply with the design intent and the Contract Documents.

DO NOT SCALE PLANS
Copying, Printing, Software and other processes required to produce these prints can stretch or shrink the actual paper or layout. Therefore, scaling of this drawing may be inaccurate. Contact the Glazing Contractor for any additional dimensions or clarifications.

Shop Drawings Prepared By



Charrette Studios Inc.
23581 Donaldson Street
Clinton Township, Michigan 48035
P: 586-790-4329 | F: 586-790-4346

CSI Project Information
Drawn By: Austin Domurat
CSI Project No: 08012054

Architect
Kraemer Design Group
1420 Broadway
Detroit, MI 48226

General Cntr. or Constuction Mgr.
Turner Construction Company
535 Griswold, Suite 1525
Detroit, MI 48226


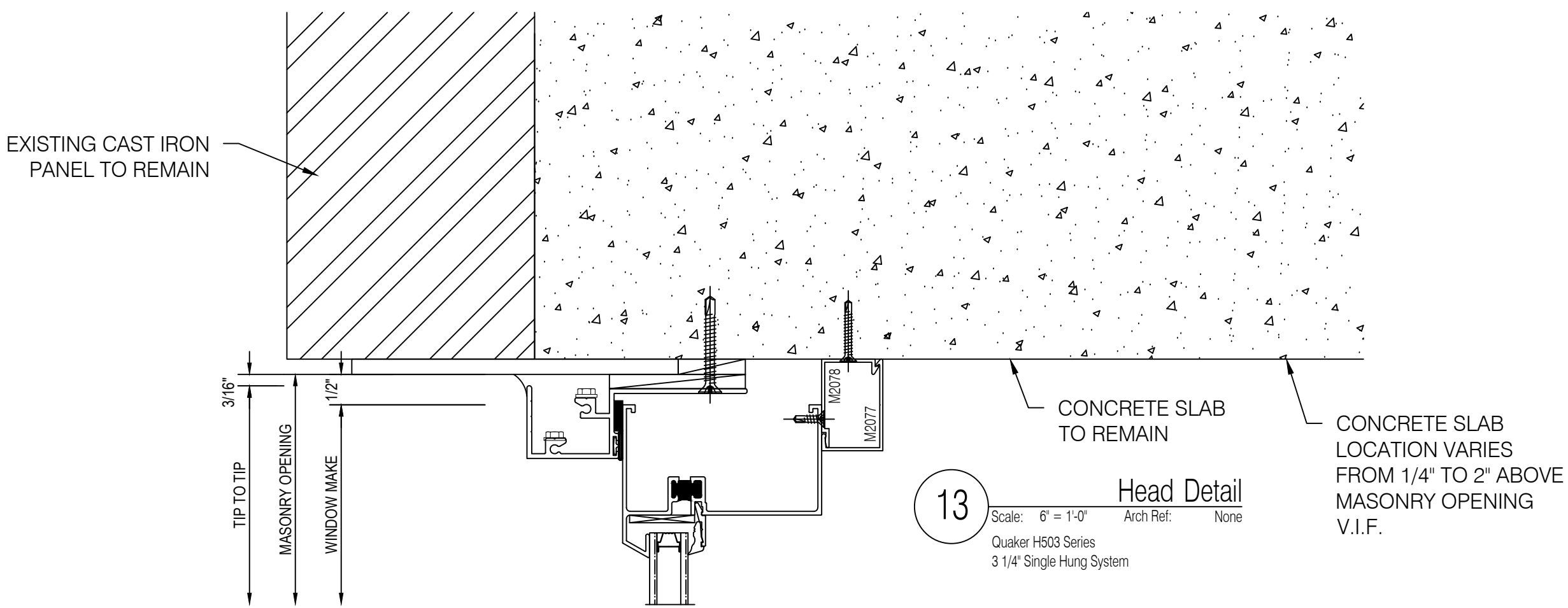
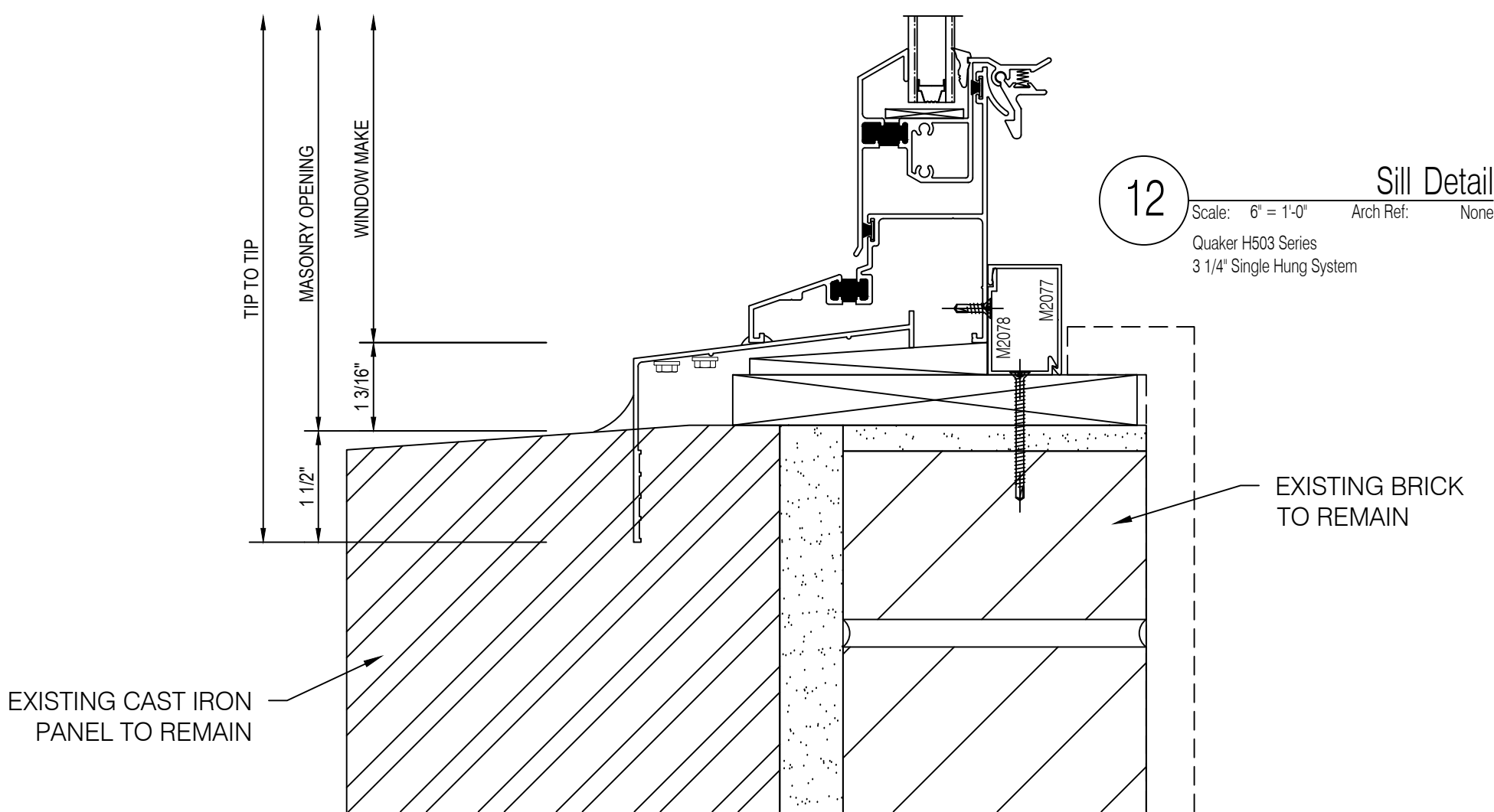
Issue & Revision Dates
No. Date Subject
1 08-10-17 First Submittal

Project Name & Location
Detroit Free Press Building
321 West Lafayette Street
Detroit, MI 48226
Window Shop Drawings

Project Information
Project Manager: Ryan Snabes

Drawing Title
Details
Scale: Not to Scale

Sheet Number
4.01



Environmental Glass, Inc.
12675 Marlin Drive
Redford, Michigan 48239
Phone: (734) 261-1930 | Fax: (734) 261-5590

IMPORTANT
These Shop Drawings are our interpretation of the contract documents. It shall be the responsibility of the General Contractor (or Construction Manager) to review these drawings for compliance with the design intent and Contract Documents. When these drawings are returned with "Approved", "Approved as Noted" or "Reviewed" stamped on them, it shall constitute the General Contractors (or Construction Managers) and Architects agreement that the Shop Drawings do comply with the design intent and the Contract Documents.

DO NOT SCALE PLANS
Copying, Printing, Software and other processes required to produce these prints can stretch or shrink the actual paper or layout. Therefore, scaling of this drawing may be inaccurate. Contact the Glazing Contractor for any additional dimensions or clarifications.

Shop Drawings Prepared By



Charrette Studios Inc.
23581 Donaldson Street
Clinton Township, Michigan 48035
P: 586-790-4329 | F: 586-790-4346

CSI Project Information
Drawn By: Austin Domurat
CSI Project No: 08012054

Architect
Kraemer Design Group
1420 Broadway
Detroit, MI 48226

General Cntr. or Constuction Mgr.
Turner Construction Company
535 Griswold, Suite 1525
Detroit, MI 48226

Issue & Revision Dates		
No.	Date	Subject
1	08-10-17	First Submittal

Project Name & Location

Detroit Free Press Building

321 West Lafayette Street
Detroit, MI 48226

Window Shop Drawings

Project Information
Project Manager: Ryan Snabes

Drawing Title
Details
Scale: Not to Scale

Sheet Number
4.02