

CVS #10983

146th St & Ditch Rd
Westfield, IN 46074

Storefront Shop Drawings

Architect

Norr
150 W Jefferson Ave
Detroit, MI 48226
Ph:(313)-324-3100

General Contractor or Construction Manager

GLR, Inc
3795 Wyse Rd
Dayton, OH 45414
Ph:(937)-890-0510

Installation Notes:

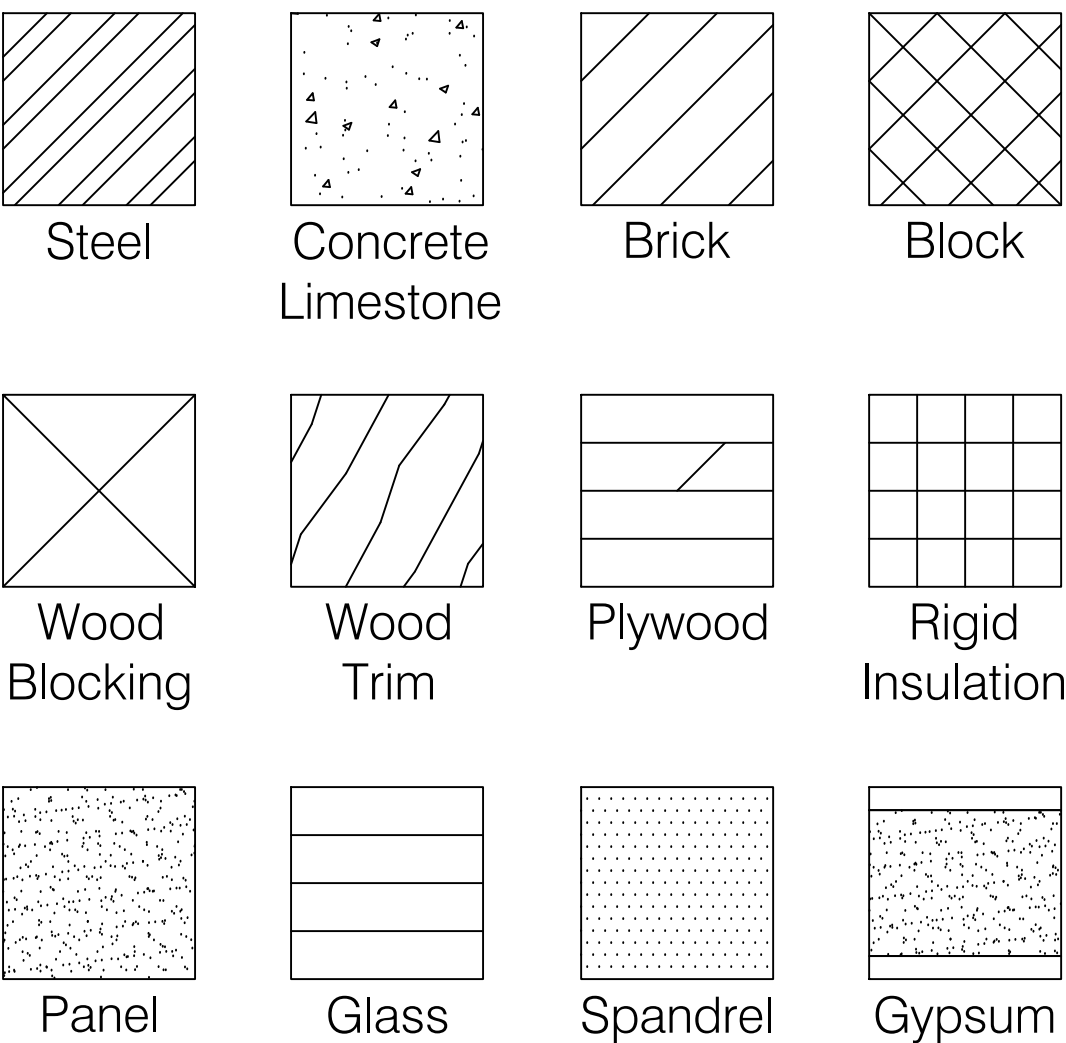
- All dimensions are to be field verified prior to any fabrication or installation of curtain wall, storefront and or window systems, unless guaranteed by the general contractor.
- Fastener types shown on the drawings are for reference only. Actual fastener types may vary due to field conditions as professionally determined by the glazing contractor.
- See manufacturers installation instructions for further information concerning both installation and fabrication.

Professional Engineers Seal

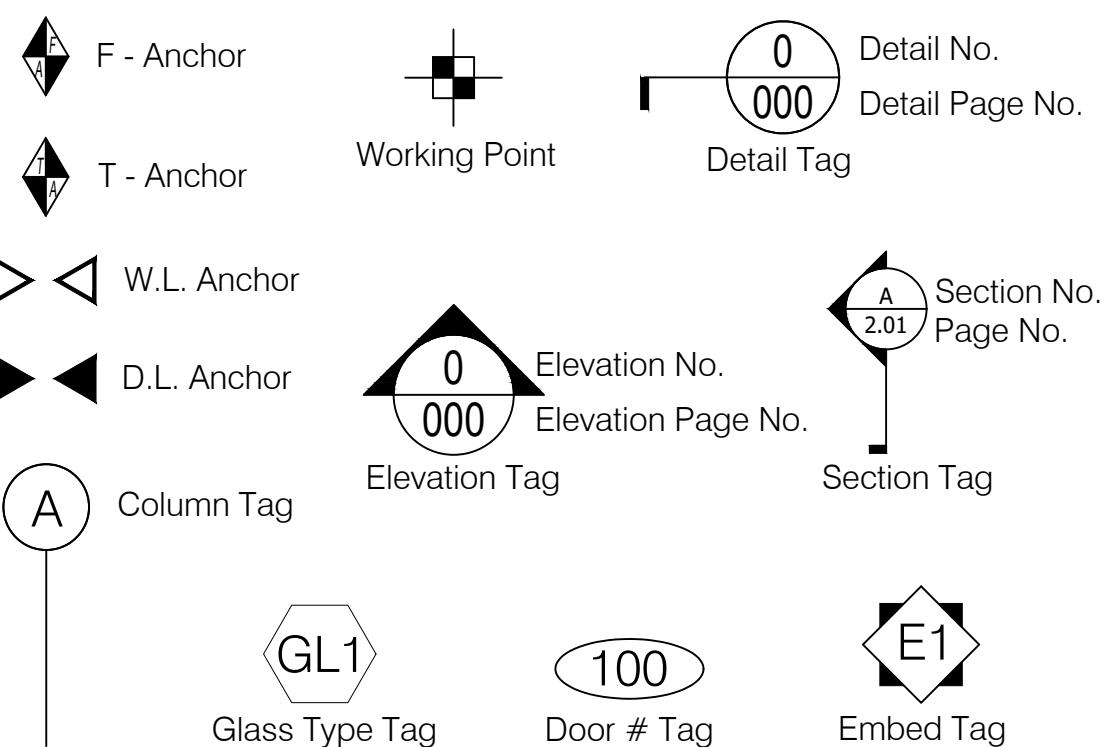
Sheet Index

Cover Page	General Notes
1.01	Floor Plan
2.01 - 2.03	Elevations
3.01 - 3.07	Details

Hatch Patterns



Curtain Wall & Storefront Symbols



Abbreviations

R.O. = Rough Opening	W.L. = Wind Load
M.O. = Masonry Opening	D.L. = Dead Load
P.O. = Plaster Opening	T.O.M. = Top of Mullion
F.S. = Frame Size	B.O.M. = Bottom of Mullion
D.L.O. = Day Light Opening	T.O.S. = Top of Steel
D.O. = Door Opening	B.O.S. = Bottom of Steel
W.M. = Window Make	T.O. = Top of
A.D. = Assembled Dimension	TYP. = Typical
V.I.F. = Verify in Field	SIM. = Similar
REF. = Reference	HRDW. = Hardware
F.F. = Finish Floor	OPP. = Opposite
G.C. = General Contractor	O.H. = Opposite Hand
C.M. = Construction Manager	ELEV. = Elevation
N.T.S. = Not to Scale	W.P. = Working Point
CL = Center Line	S.S. = Stainless Steel

Specifications of Items Furnished by Glazing Contractor

Storefront Framing to be:

Kawneer 451T Series 2" x 4 1/2" Center Set System
Kawneer 450 Series 1 3/4" x 4 1/2" Center Set System

Finish to be:

Class II Clear Anodized

Hardware to be:

See Separate Submittal

Perimeter Caulking supplied by O'Neil's Glass

Glass Types to be:

G1 1" Insulated Clear Annealed w/ Solarban 60 Low-E Coating on Surface #2
1/4" Clear Annealed w/ Solarban 60 Low-E Coating on Surface #2
1/2" Air Space (with Internal Muntins where noted on Elevations)
1/4" Clear Annealed

G2 1/4" Clear Laminate Glass

GS 1" Insulated Tempered Spandrel
1/4" Clear Tempered
1/2" Air Space (with Internal Muntins where noted on Elevations)
1/4" Clear Tempered w/ Ceramic Frit on Surface #3

- ☐ Field Verify All Dimensions
- ☐ General Contractor to hold all Dimensions as shown herein.

Items Furnished By Others

- Coping or Gravel stop trim
- Additional Insulation
- Fire safing insulation/requirements
- Steel studs, furring, or dens glass
- Vapor / Air barriers
- Gypsum board
- Wood blocking unless otherwise noted
- Any items not specifically noted herein



O'Neil's Glass
3927 New Haven Avenue
Fort Wayne, Indiana 46803
Phone (260) 426-0755 | Fax (260) 426-6814

IMPORTANT
These Shop Drawings are our interpretation of the contract documents. It shall be the responsibility of the General Contractor (or Construction Manager) to review these drawings for compliance with the design intent and Contract Documents.
When these drawings are returned with "Approved", "Approved as Noted" or "Reviewed" stamped on them, it shall constitute the General Contractors (or Construction Managers) and Architects agreement that the Shop Drawings do comply with the design intent and the Contract Documents.

DO NOT SCALE PLANS
Copying, Printing, Software and other processes required to produce these prints can stretch or shrink the actual paper or layout.
Therefore, scaling of this drawing may be inaccurate. Contact the Glazing Contractor for any additional dimensions or clarifications.

Shop Drawings Prepared By



Charrette Studios Inc.
23581 Donaldson Street
Clinton Township, Michigan 48035
P: 586-790-4329 | F: 586-790-4346

CSI Project Information

Drawn By: Erica Domurat
CSI Project No: 04181987

Architect

Norr
150 W Jefferson Ave
Detroit, MI 48226

General Cntr. or Constuction Mgr.

GLR, Inc
3795 Wyse Rd
Dayton, OH 45414

Issue & Revision Dates

No.	Date	Subject
1	05-12-17	First Submittal

Project Name & Location

CVS #10983
146th St & Ditch Rd
Westfield, IN 46074

Storefront Shop Drawings

Project Information

Project Manager: Carl Sinninger

Drawing Title

General Notes

Scale:

Sheet Number

Cover Page



Scale: $1/8" = 1' - 0"$
Arch Ref: A1



O'Neil's Glass
3927 New Haven Avenue
Fort Wayne, Indiana 46803
Phone (260) 426-0755 | Fax (260) 426-6814

IMPORTANT
These Shop Drawings are our interpretation of the contract documents. It shall be the responsibility of the General Contractor (or Construction Manager) to review these drawings for compliance with the design intent and Contract Documents. When these drawings are returned with "Approved", "Approved as Noted" or "Reviewed" stamped on them, it shall constitute the General Contractors (or Construction Managers) and Architects agreement that the Shop Drawings do comply with the design intent and the Contract Documents.

DO NOT SCALE PLANS
Copying, Printing, Software and other processes required to produce these prints can stretch or shrink the actual paper or layout. Therefore, scaling of this drawing may be inaccurate. Contact the Glazing Contractor for any additional dimensions or clarifications.

Shop Drawings Prepared By



Charrette Studios Inc.
23581 Donaldson Street
Clinton Township, Michigan 48035
P: 586-790-4329 | F: 586-790-4346

CSI Project Information

Drawn By: Erica Domurat
CSI Project No: 04181987

Architect

Norr
150 W Jefferson Ave
Detroit, MI 48226

General Cntr. or Constuction Mgr.
GLR, Inc
3795 Wyse Rd
Dayton, OH 45414

Issue & Revision Dates

No.	Date	Subject
1	05-12-17	First Submittal

Project Name & Location

CVS #10983
146th St & Ditch Rd
Westfield, IN 46074

Storefront Shop Drawings

Project Information

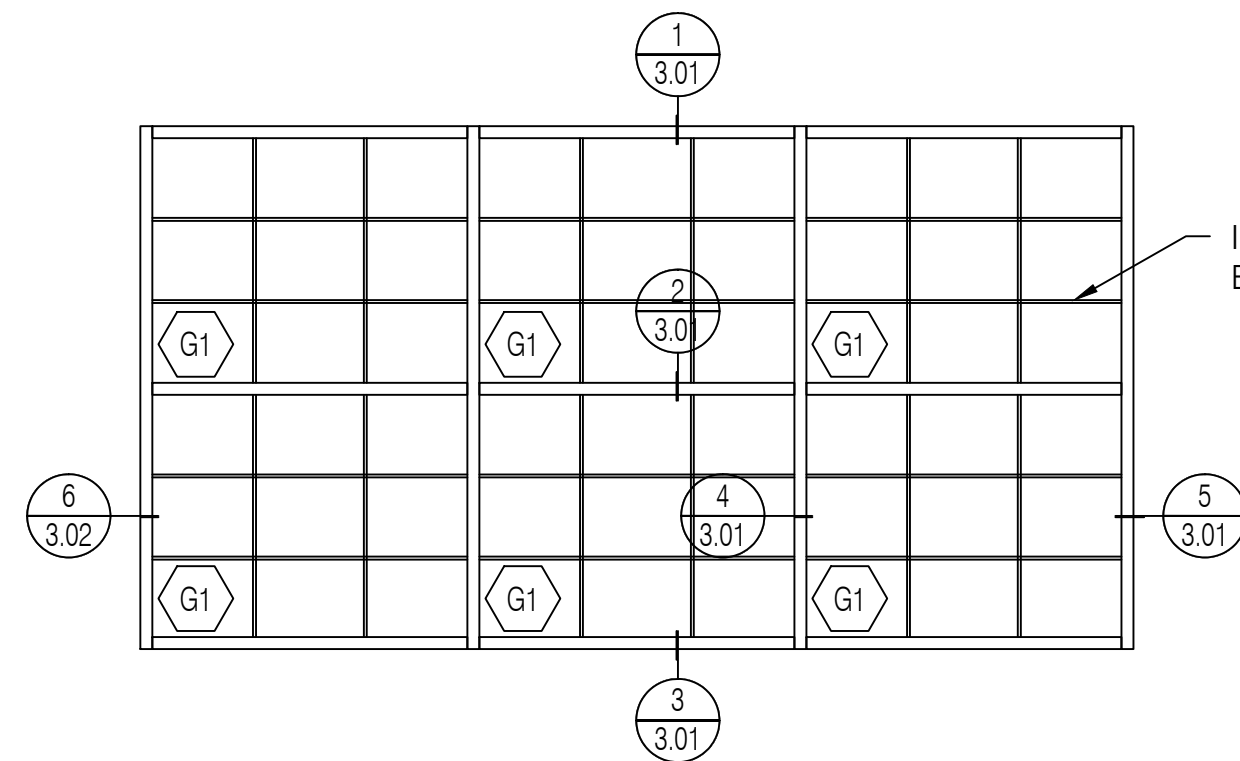
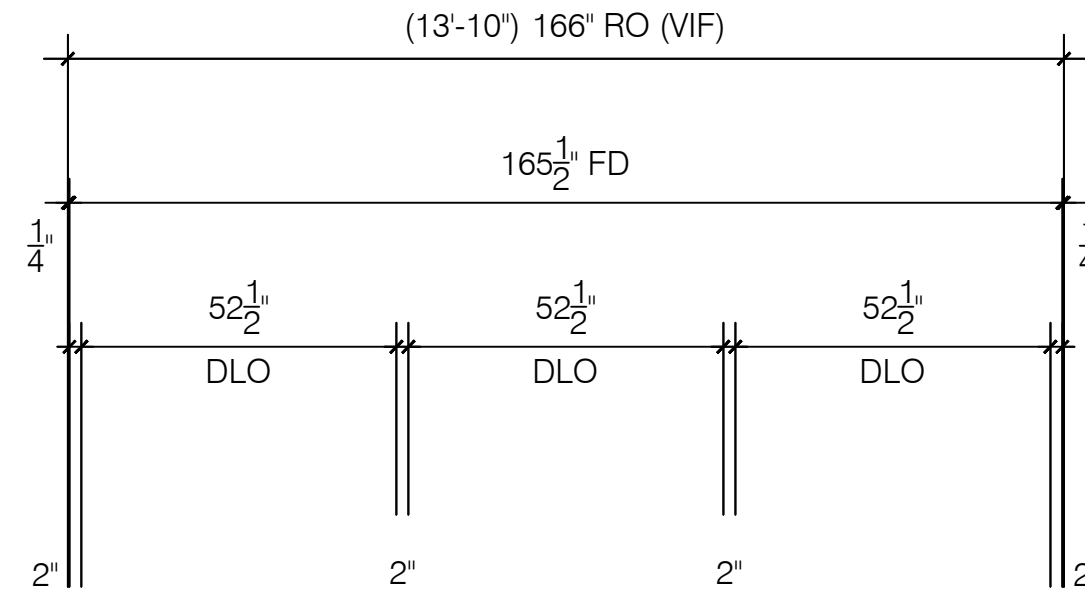
Project Manager: Carl Sinninger

Drawing Title
Elevations

Scale: As Noted

Sheet Number

2.01



INTERNAL MUNTINS
BY O'NEIL'S GLASS

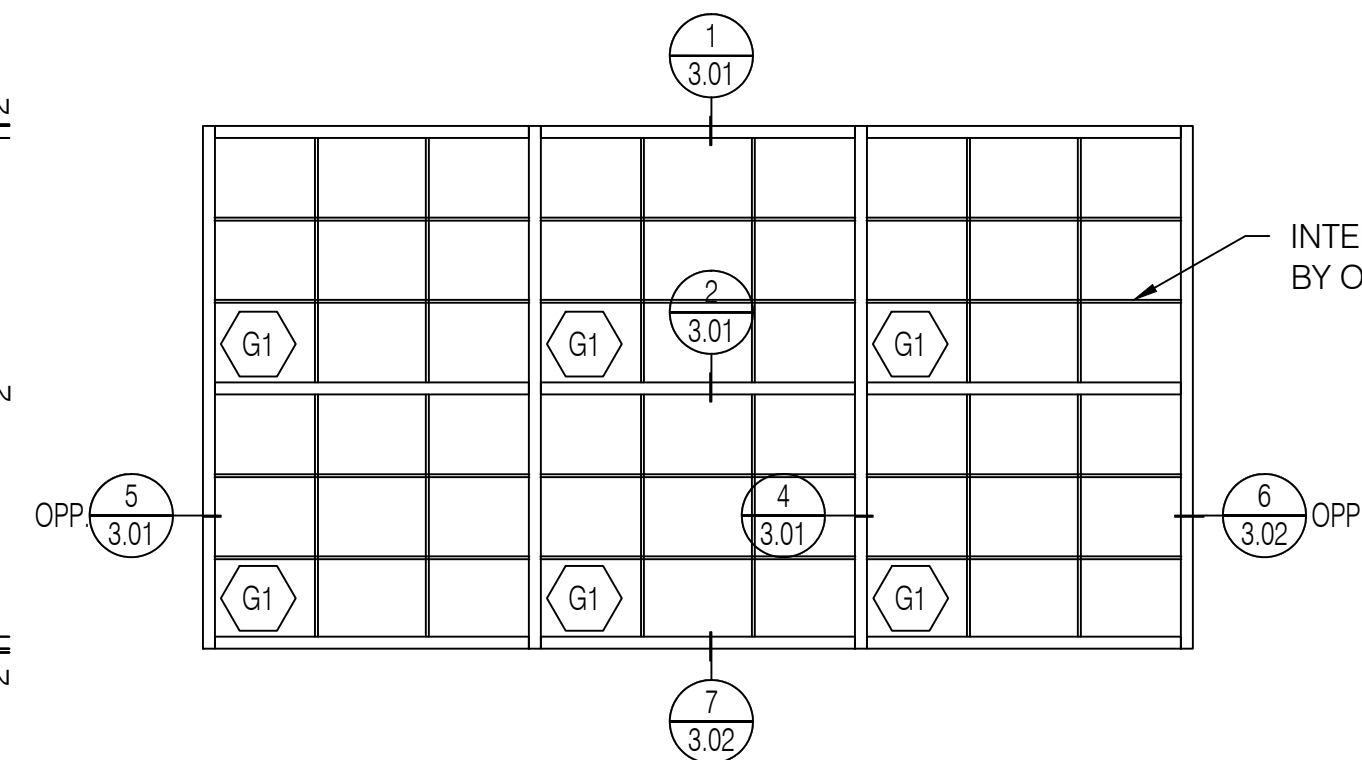
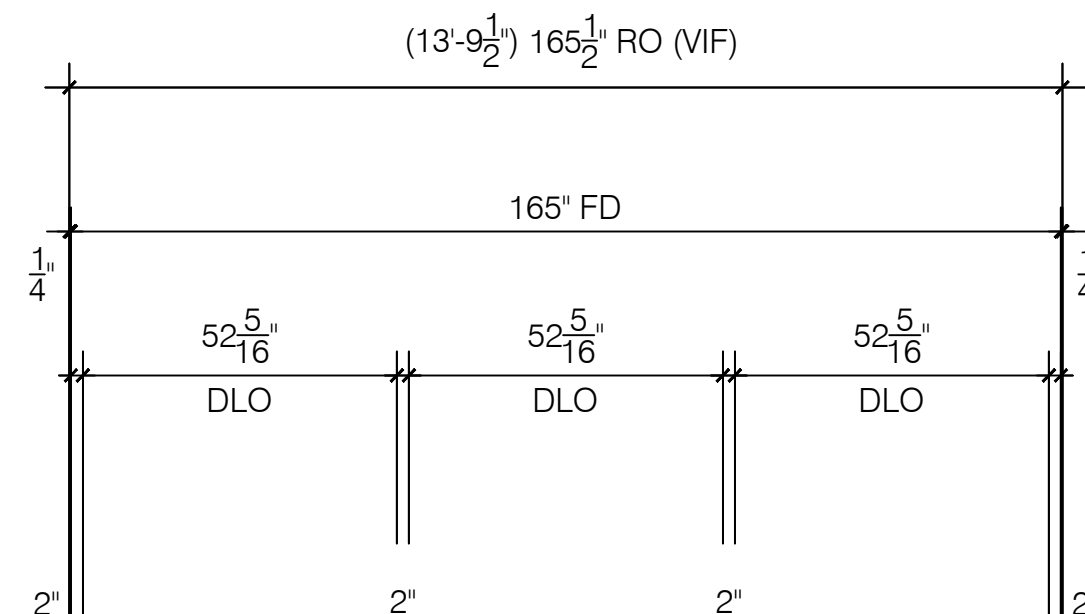
W1

Storefront
Elevation

Kawneer 451T Series
2" x 4 1/2" Center Set System

Scale: 3/8" = 1' - 0"
Arch Ref: W1 / A19

Total: 1 Thus / 1 Opposite



INTERNAL MUNTINS
BY O'NEIL'S GLASS

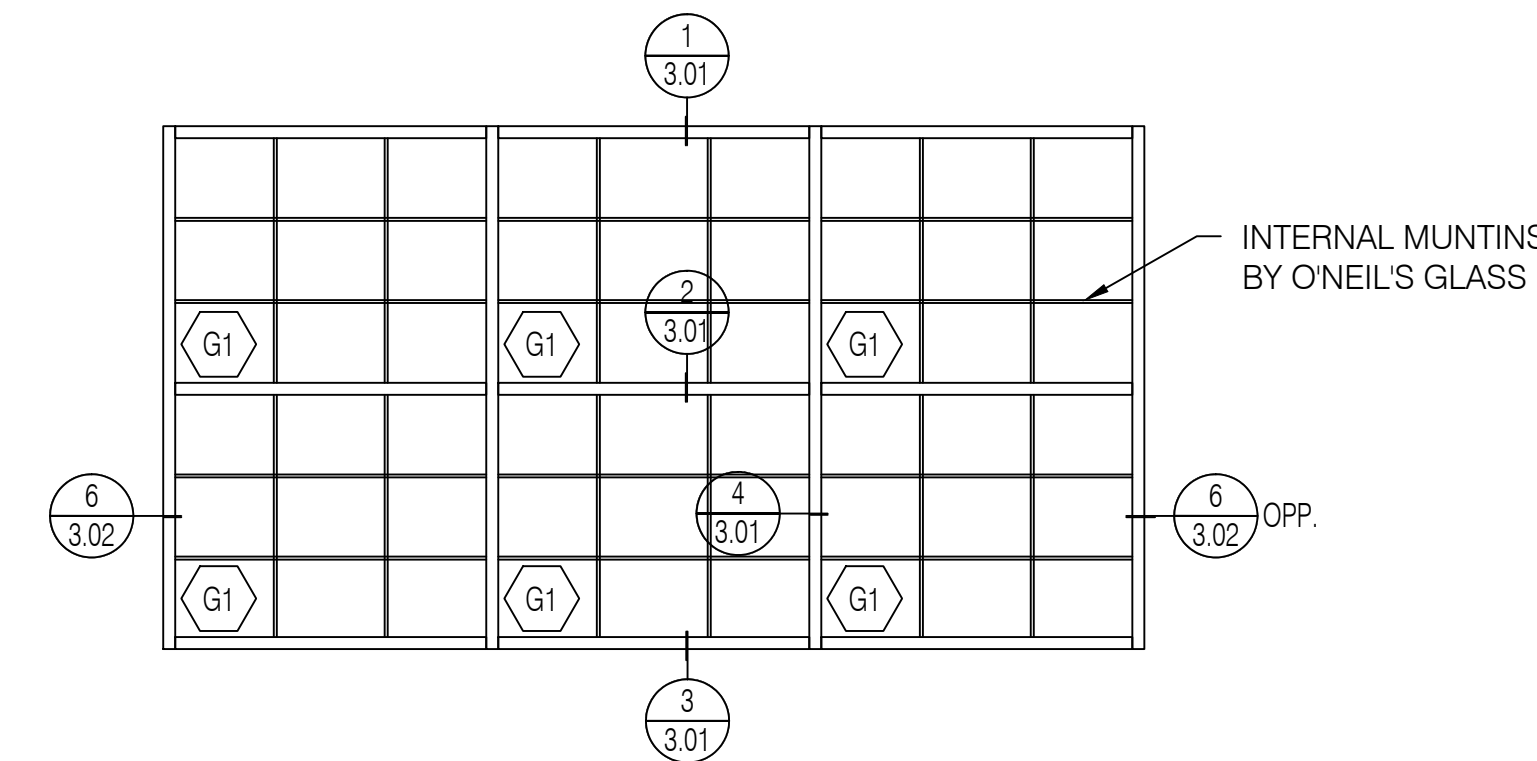
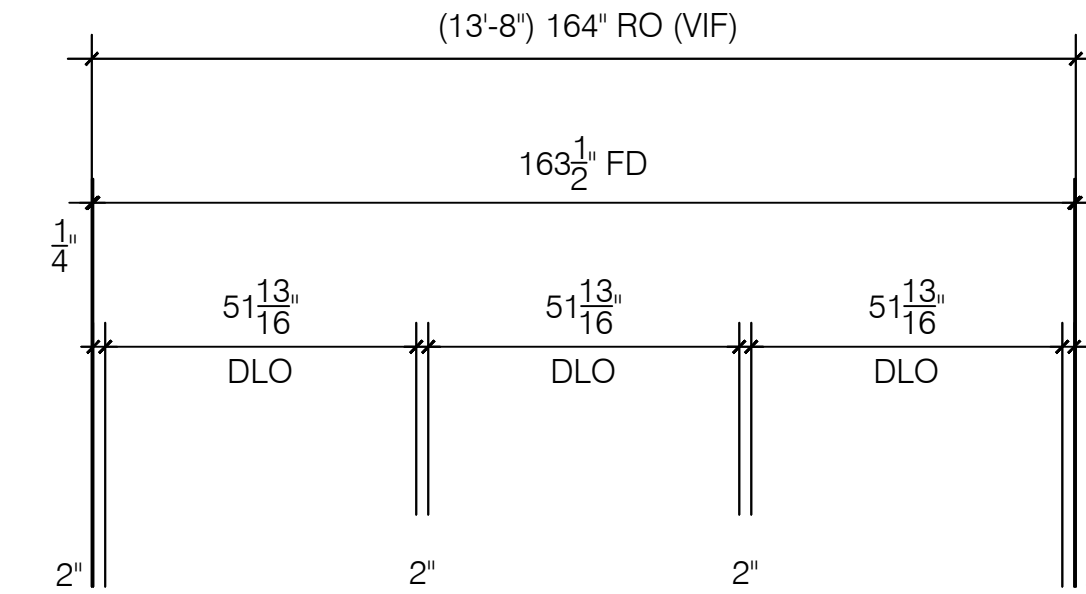
W3

Storefront
Elevation

Kawneer 451T Series
2" x 4 1/2" Center Set System

Scale: 3/8" = 1' - 0"
Arch Ref: W3 / A19

Total: 1 Thus / 1 Opposite



INTERNAL MUNTINS
BY O'NEIL'S GLASS

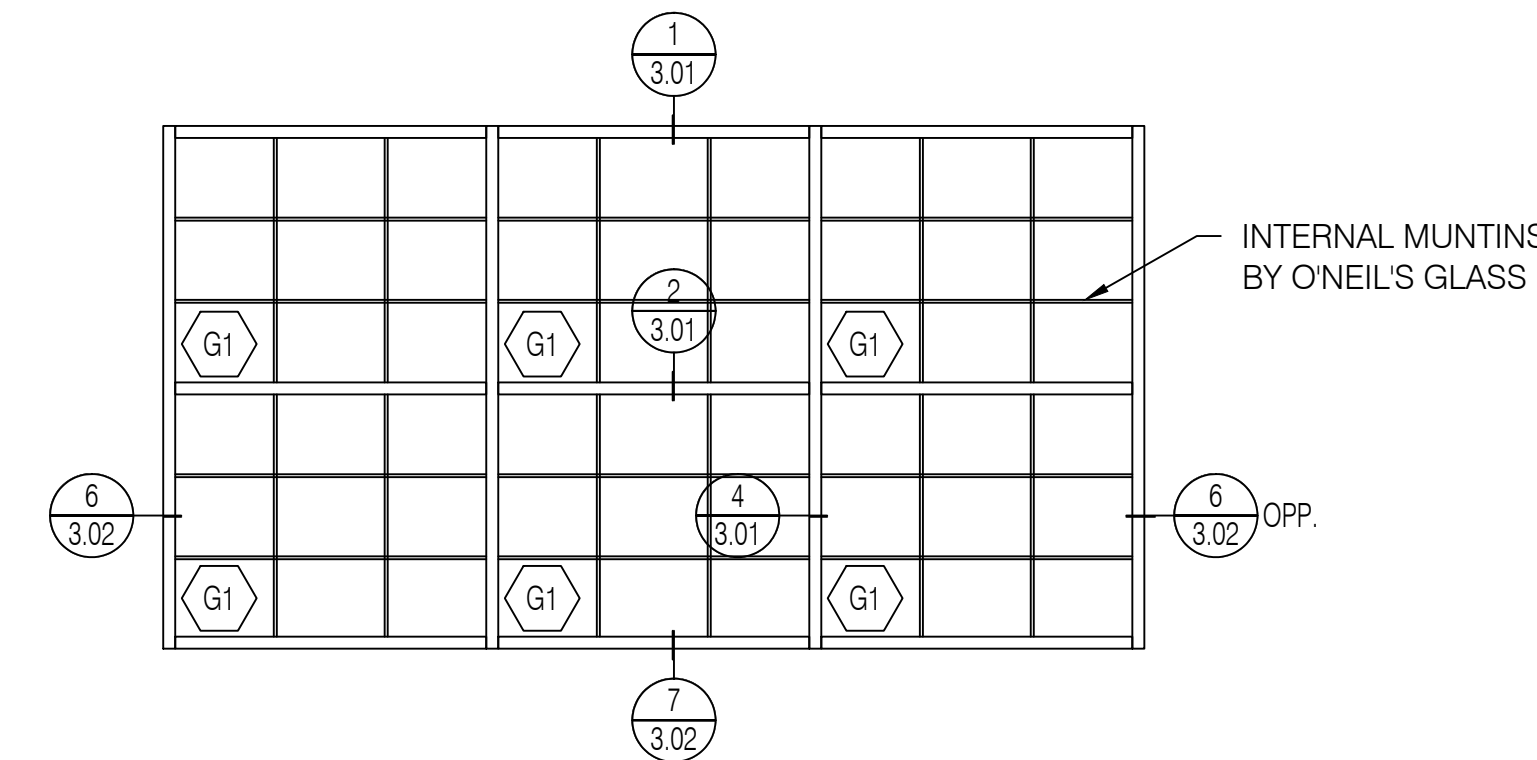
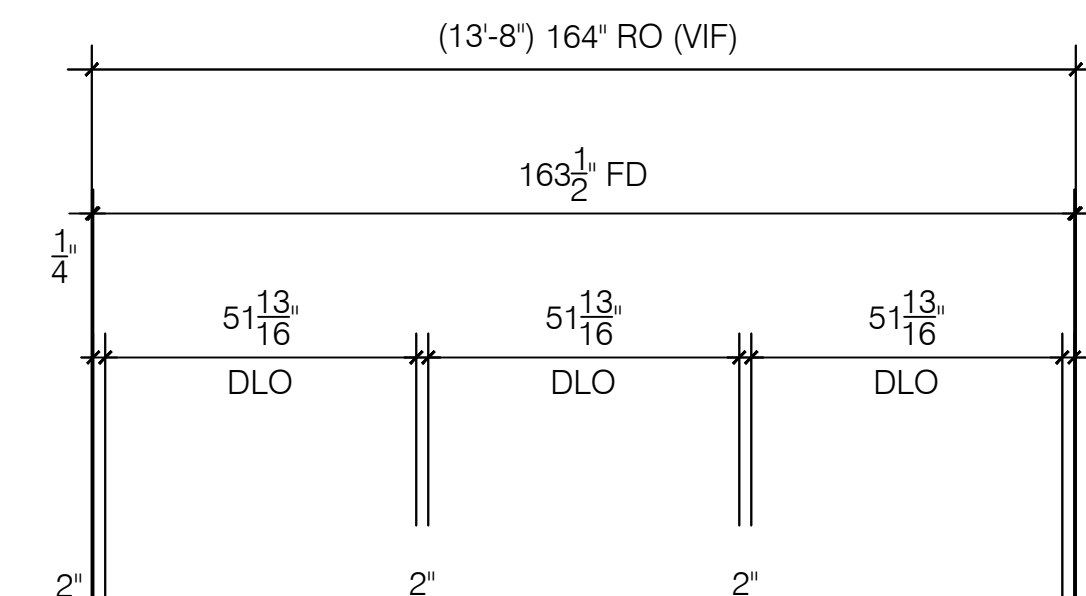
W2

Storefront
Elevation

Kawneer 451T Series
2" x 4 1/2" Center Set System

Scale: 3/8" = 1' - 0"
Arch Ref: W2 / A19

Total: 1 Thus



INTERNAL MUNTINS
BY O'NEIL'S GLASS

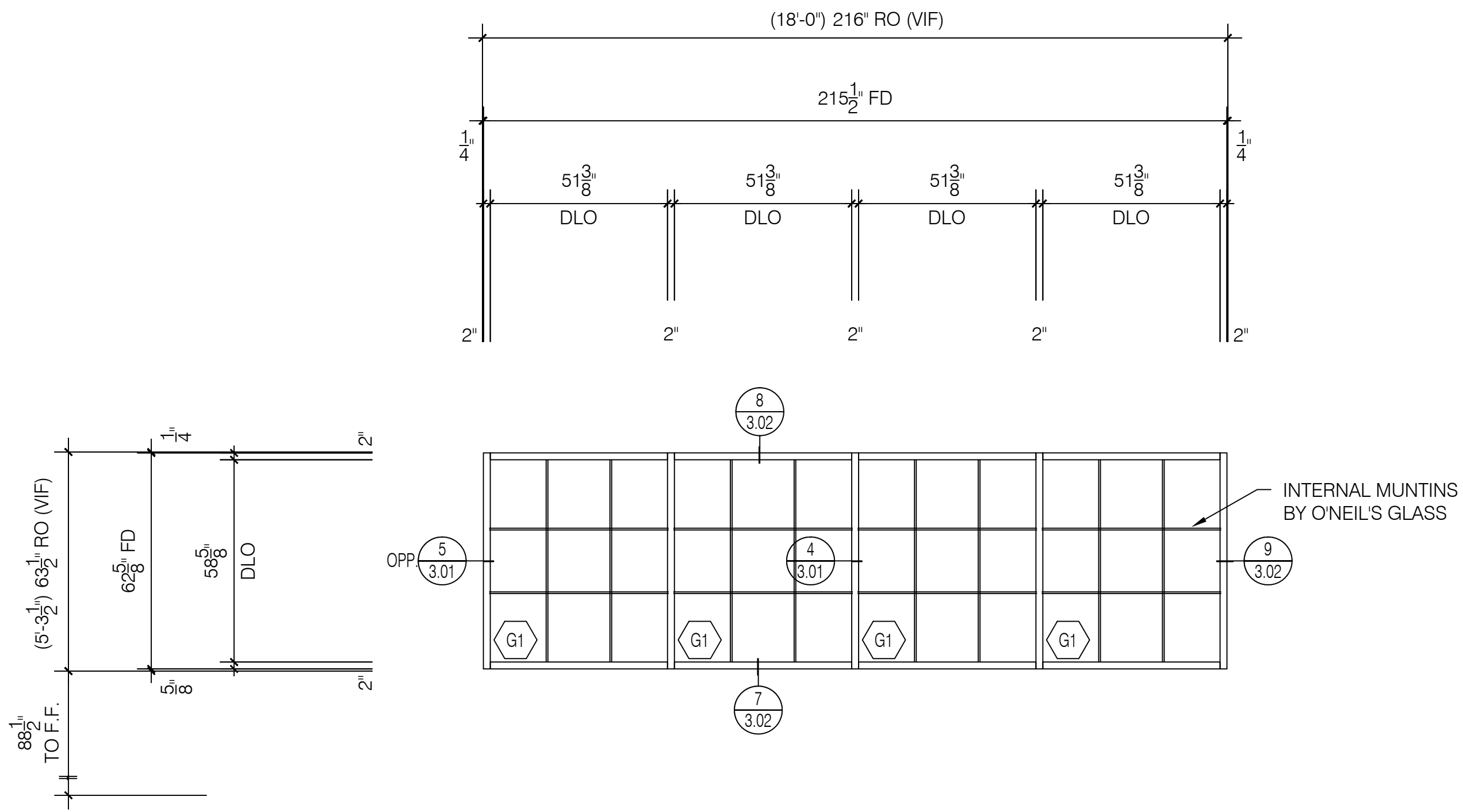
W4

Storefront
Elevation

Kawneer 451T Series
2" x 4 1/2" Center Set System

Scale: 3/8" = 1' - 0"
Arch Ref: W4 / A19

Total: 1 Thus



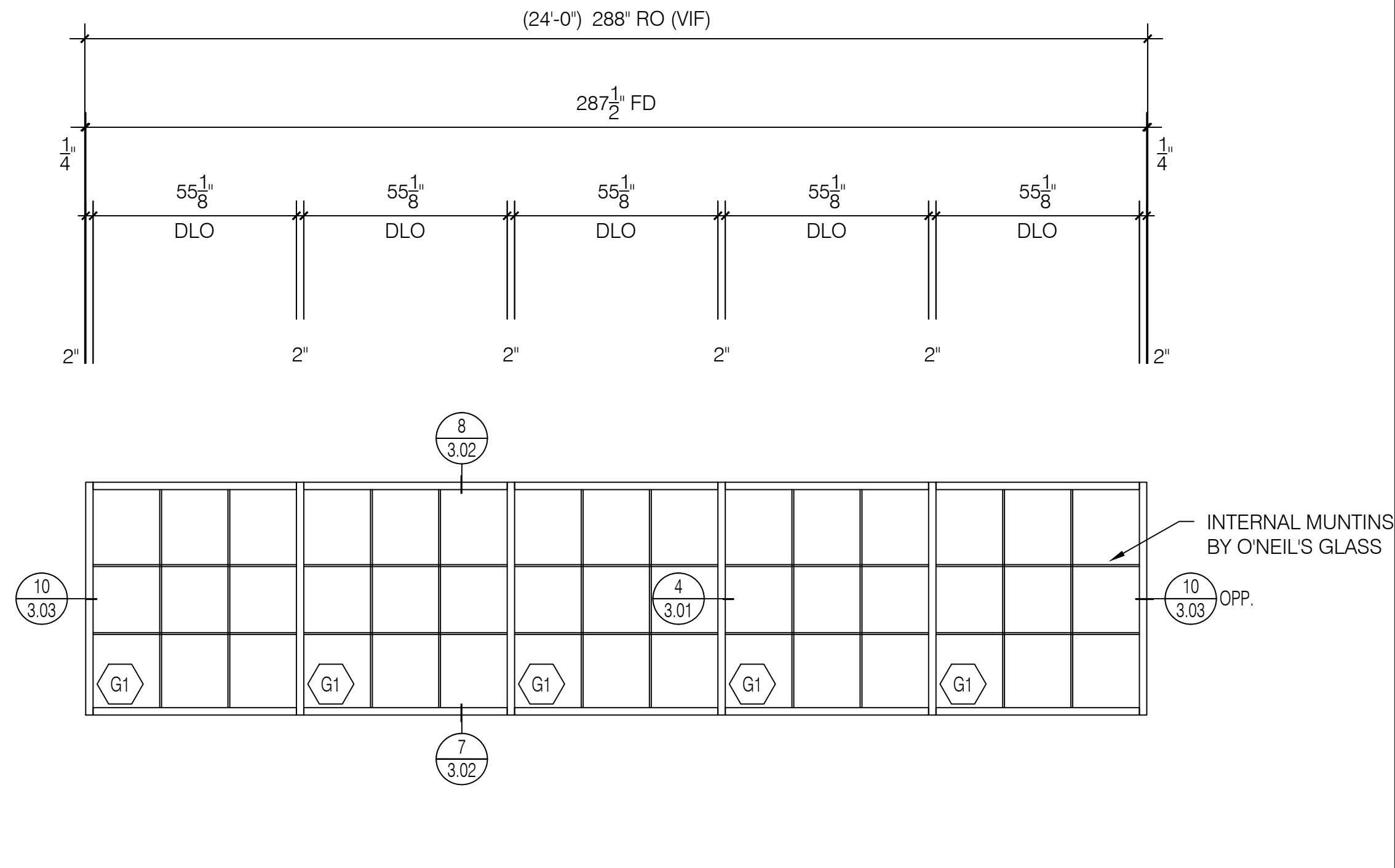
W5

Kawneer 451T Series
2" x 4 1/2" Center Set System

Storefront
Elevation

Scale: 3/8" = 1' - 0"
Arch Ref: W5 / A19

Total: 1 Thus



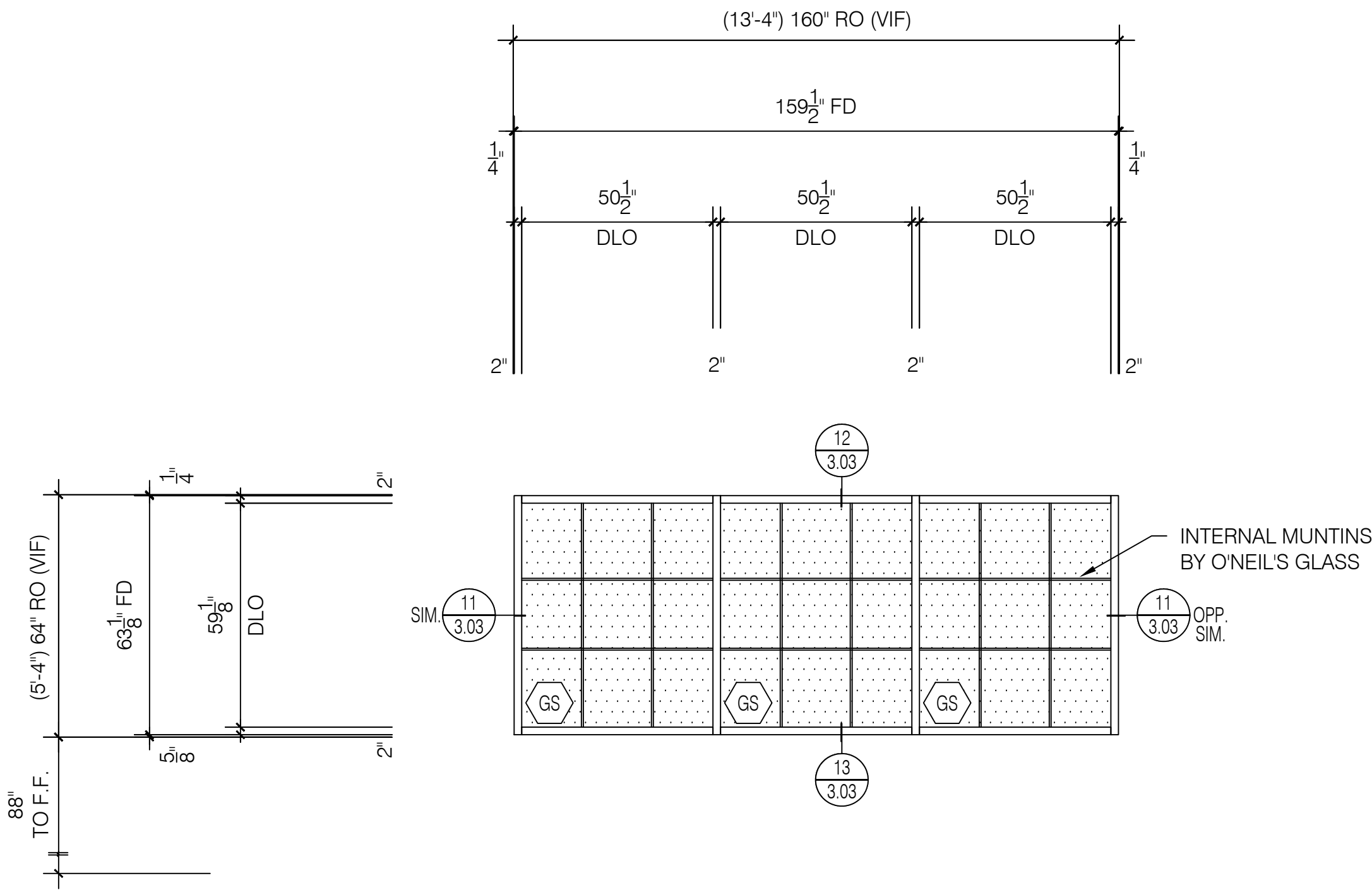
W6

Kawneer 451T Series
2" x 4 1/2" Center Set System

Storefront
Elevation

Scale: 3/8" = 1' - 0"
Arch Ref: W6 / A19

Total: 1 Thus



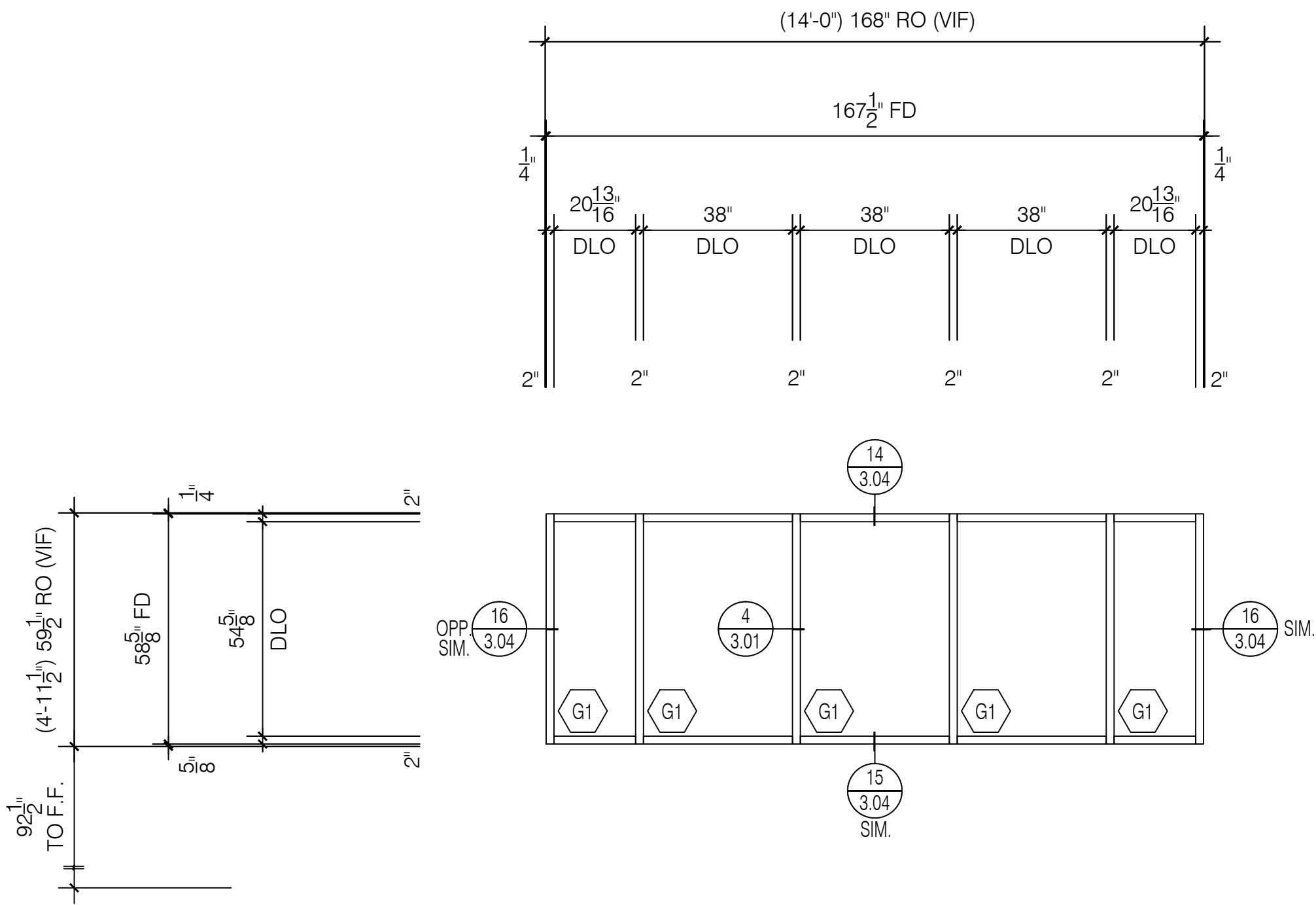
W8

Kawneer 451T Series
2" x 4 1/2" Center Set System

Storefront
Elevation

Scale: 3/8" = 1' - 0"
Arch Ref: W8 / A19

Total: 1 Thus



W9

Kawneer 451T Series
2" x 4 1/2" Center Set System

Storefront
Elevation

Scale: 3/8" = 1' - 0"
Arch Ref: W9 / A19

Total: 1 Thus



O'Neil's Glass
3927 New Haven Avenue
Fort Wayne, Indiana 46803
Phone (260) 426-0755 | Fax (260) 426-6814

IMPORTANT
These Shop Drawings are our interpretation of the contract documents. It shall be the responsibility of the General Contractor (or Construction Manager) to review these drawings for compliance with the design intent and Contract Documents. When these drawings are returned with "Approved", "Approved as Noted" or "Reviewed" stamped on them, it shall constitute the General Contractors (or Construction Managers) and Architects agreement that the Shop Drawings do comply with the design intent and the Contract Documents.

DO NOT SCALE PLANS
Copying, Printing, Software and other processes required to produce these prints can stretch or shrink the actual paper or layout. Therefore, scaling of this drawing may be inaccurate. Contact the Glazing Contractor for any additional dimensions or clarifications.

Shop Drawings Prepared By



Charrette Studios Inc.
23581 Donaldson Street
Clinton Township, Michigan 48035
P: 586-790-4329 | F: 586-790-4346

CSI Project Information
Drawn By: Erica Domurat
CSI Project No: 04181987

Architect
Norr
150 W Jefferson Ave
Detroit, MI 48226

General Cntr. or Constuction Mgr.
GLR, Inc
3795 Wyse Rd
Dayton, OH 45414

Issue & Revision Dates
No. Date Subject
1 05-12-17 First Submittal

Project Name & Location
CVS #10983
146th St & Ditch Rd
Westfield, IN 46074
Storefront Shop Drawings

Project Information
Project Manager: Carl Sinninger

Drawing Title
Elevations

Scale: As Noted

Sheet Number
2.02

IMPORTANT
These Shop Drawings are our interpretation of the contract documents. It shall be the responsibility of the General Contractor (or Construction Manager) to review these drawings for compliance with the design intent and Contract Documents.
When these drawings are returned with "Approved", "Approved as Noted" or "Reviewed" stamped on them, it shall constitute the General Contractors (or Construction Managers) and Architects agreement that the Shop Drawings do comply with the design intent and the Contract Documents.

DO NOT SCALE PLANS
Copying, Printing, Software and other processes required to produce these prints can stretch or shrink the actual paper or layout.
Therefore, scaling of this drawing may be inaccurate. Contact the Glazing Contractor for any additional dimensions or clarifications.

Shop Drawings Prepared By



Charrette Studios Inc.
23581 Donaldson Street
Clinton Township, Michigan 48035
P: 586-790-4329 | F: 586-790-4346

CSI Project Information

Drawn By: Erica Domurat
CSI Project No: 04181987

Architect

Norr
150 W Jefferson Ave
Detroit, MI 48226

General Cntr. or Constuction Mgr.

GLR, Inc
3795 Wyse Rd
Dayton, OH 45414

Issue & Revision Dates

No.	Date	Subject
1	05-12-17	First Submittal

Project Name & Location

CVS #10983

146th St & Ditch Rd
Westfield, IN 46074

Storefront Shop Drawings

Project Information

Project Manager: Carl Sinninger

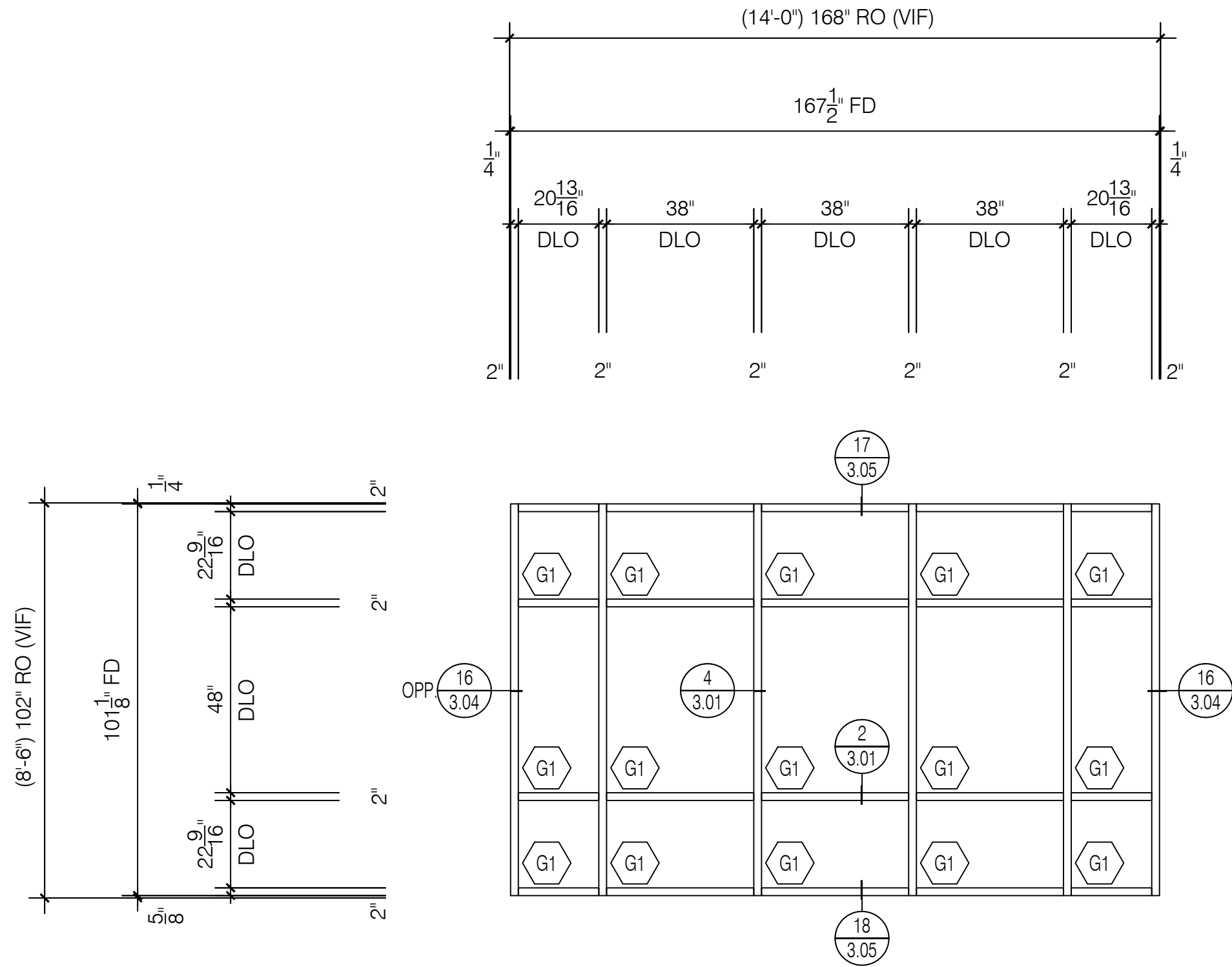
Drawing Title

Elevations

Scale: As Noted

Sheet Number

2.03



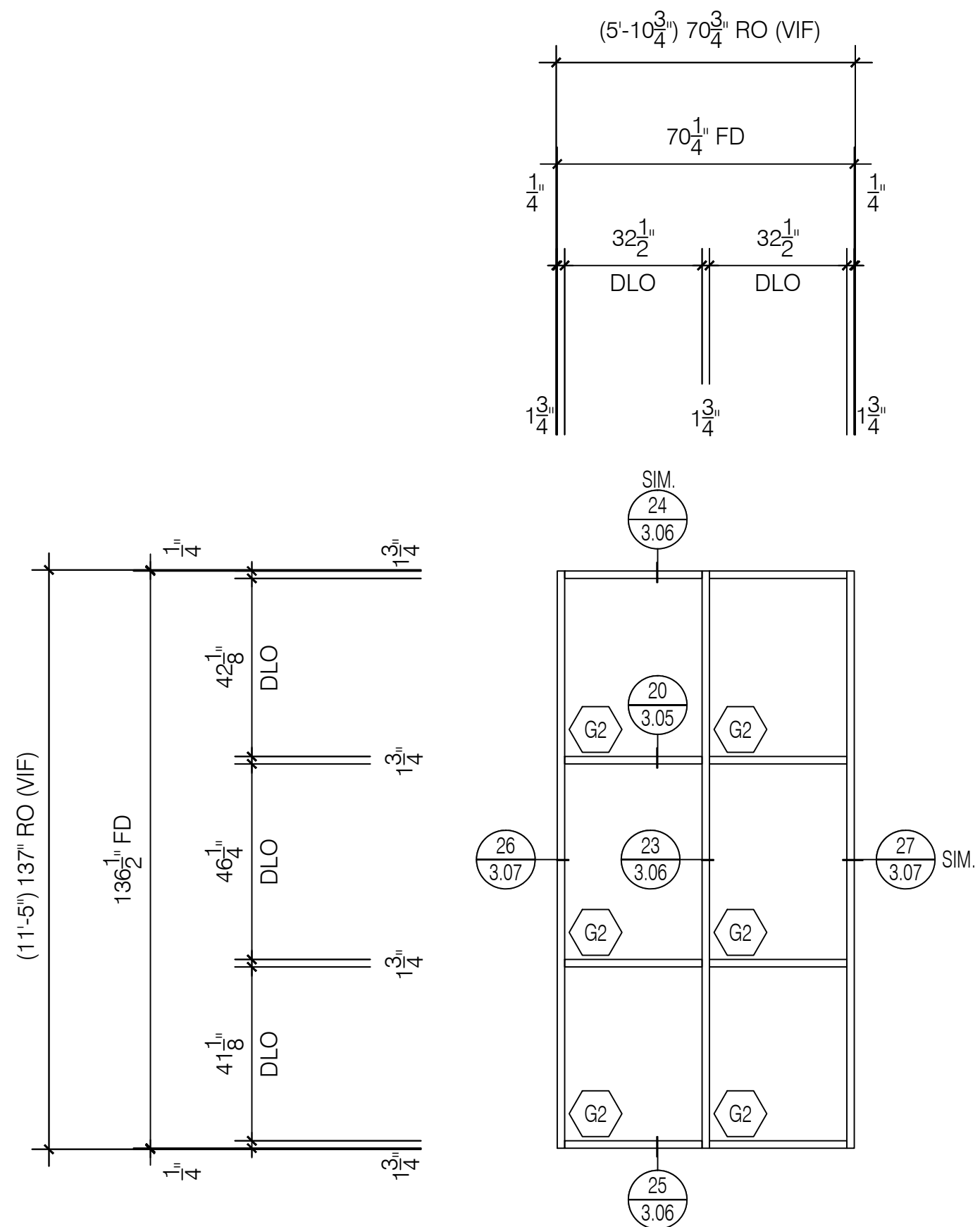
W9a

Kawneer 451T Series
2' x 4 1/2" Center Set System

Storefront
Elevation

Scale: 3/8" = 1' - 0"
Arch Ref: W9 / A19

Total: 1 Thus



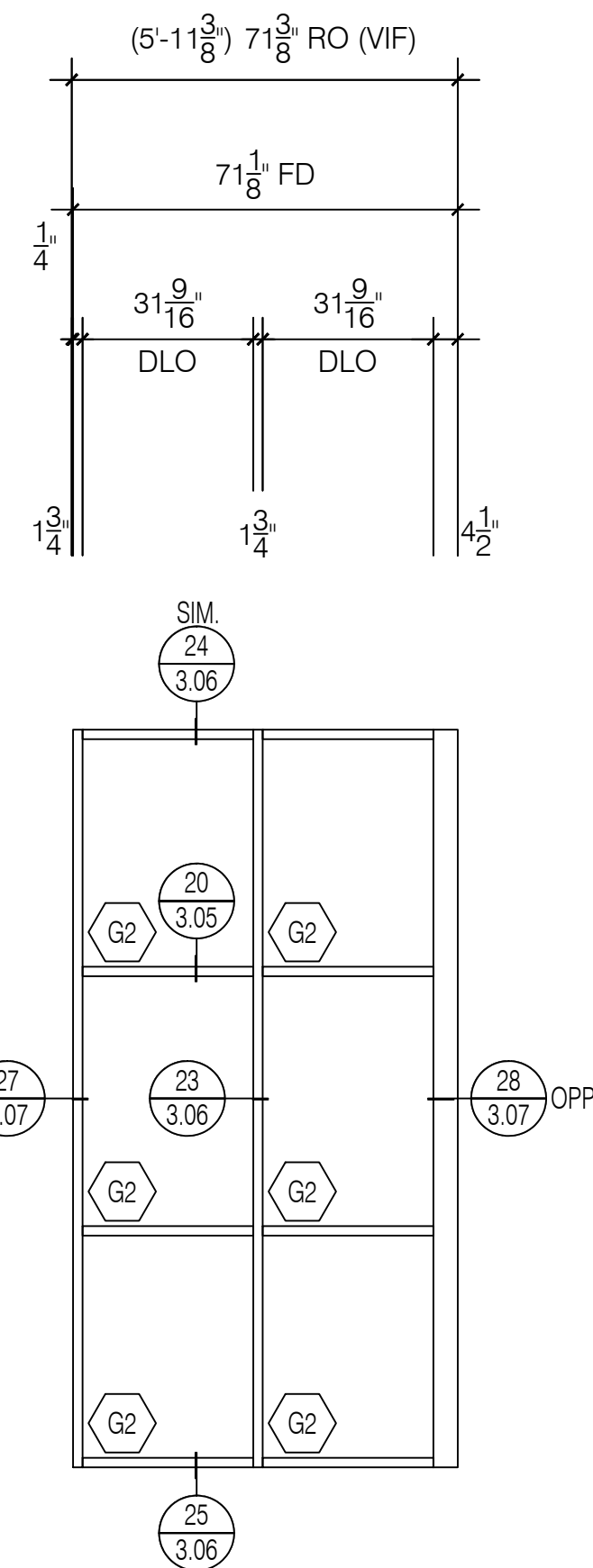
W11

Kawneer 450 Series
1 3/4" x 4 1/2" Center Set System

Storefront
Elevation

Scale: 3/8" = 1' - 0"
Arch Ref: 5 / A13

Total: 1 Thus



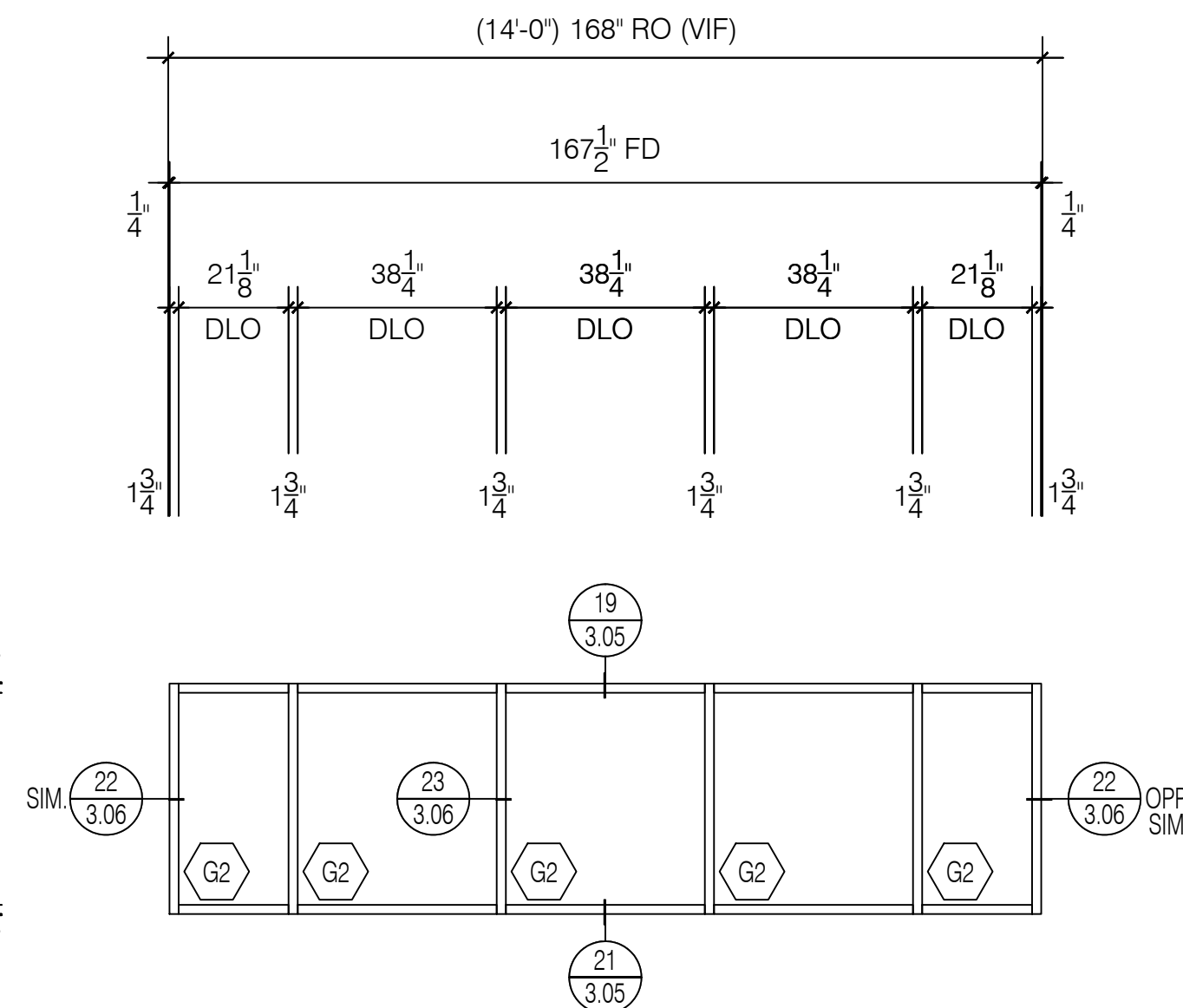
W12

Kawneer 450 Series
1 3/4" x 4 1/2" Center Set System

Storefront
Elevation

Scale: 3/8" = 1' - 0"
Arch Ref: 6 / A13

Total: 1 Thus



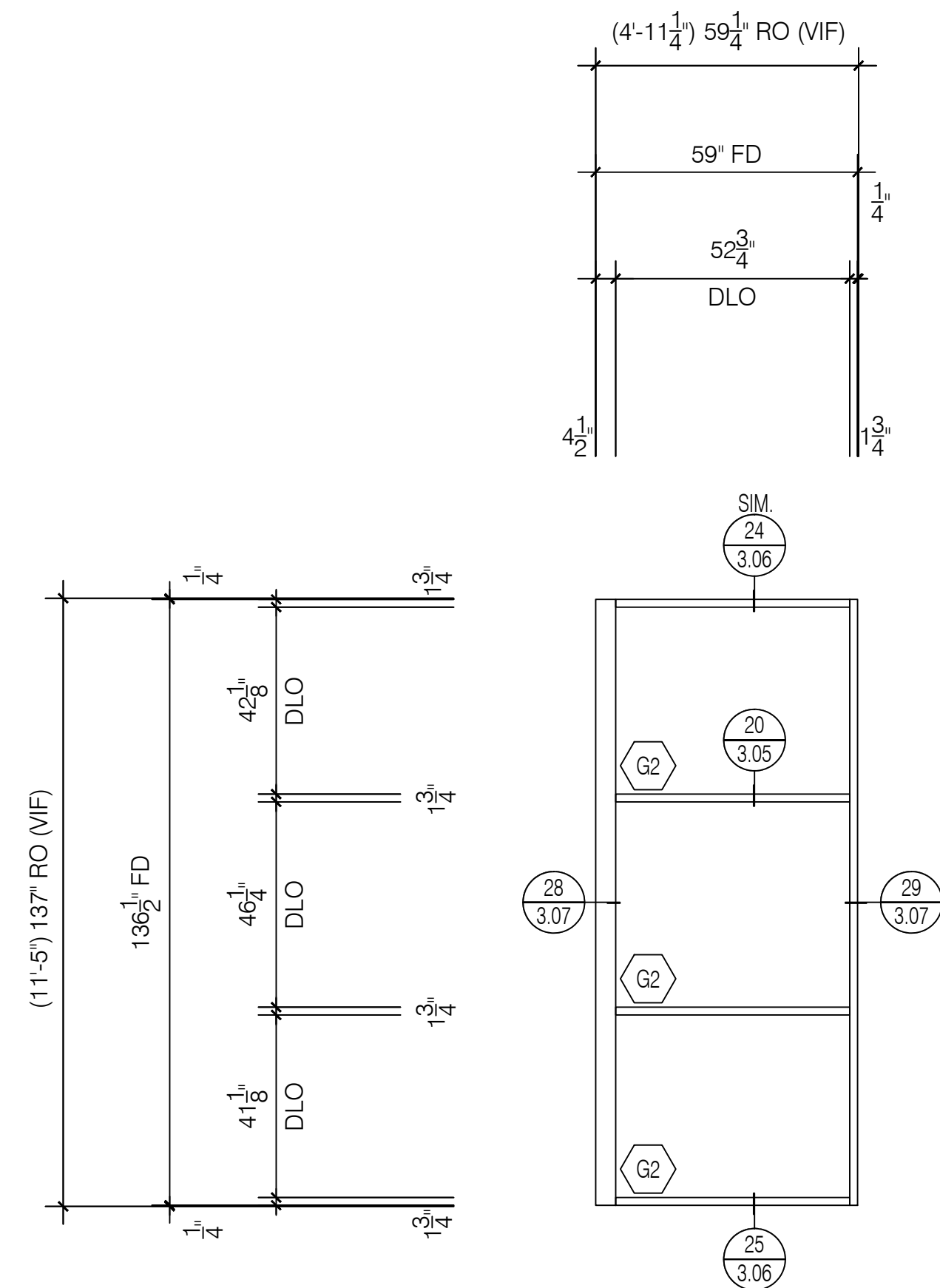
W10

Kawneer 450 Series
1 3/4" x 4 1/2" Center Set System

Storefront
Elevation

Scale: 3/8" = 1' - 0"
Arch Ref: 4 / A13

Total: 1 Thus



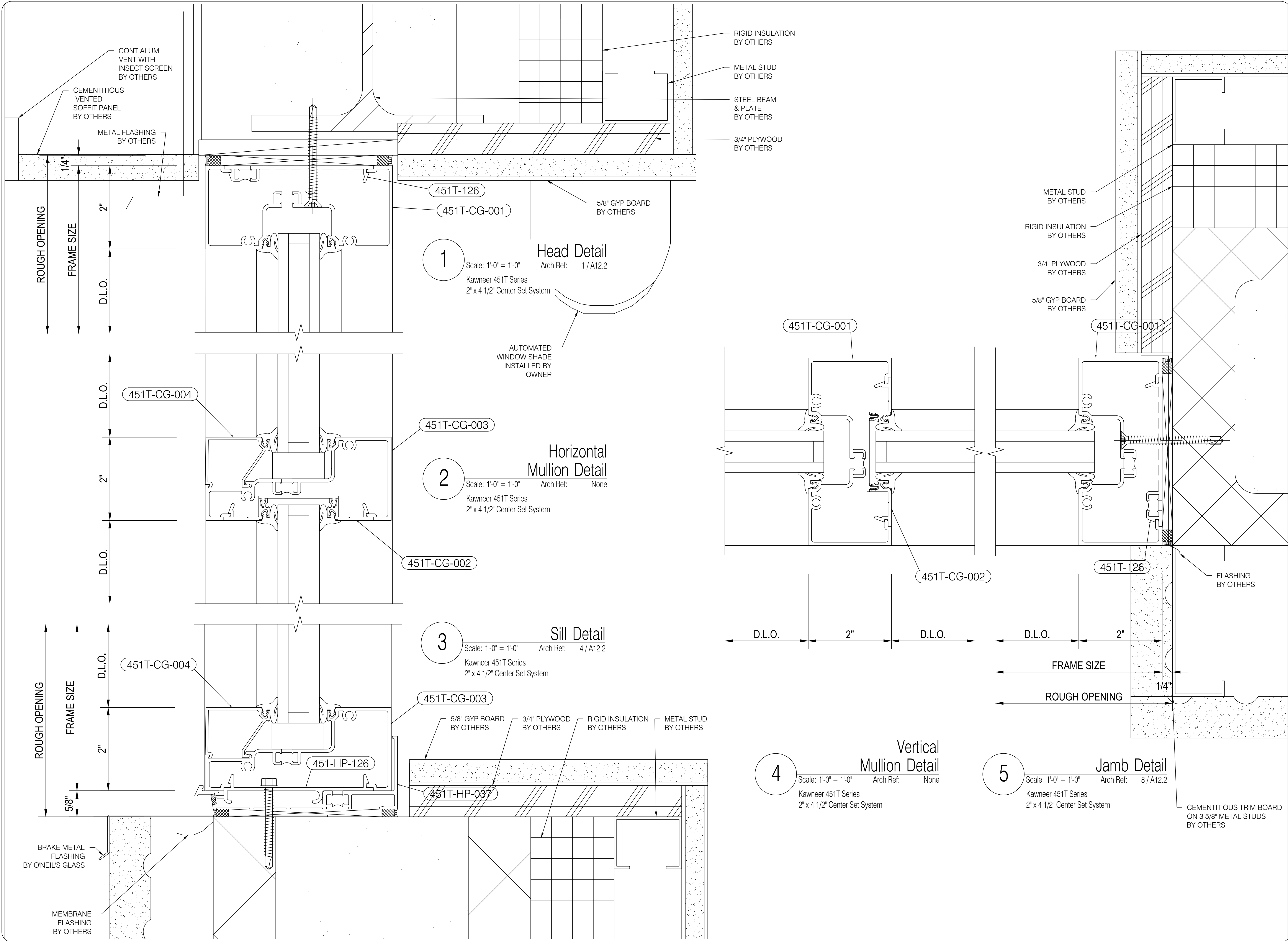
W13

Kawneer 450 Series
1 3/4" x 4 1/2" Center Set System

Storefront
Elevation

Scale: 3/8" = 1' - 0"
Arch Ref: 7 / A13

Total: 1 Thus



O'Neil's Glass
3927 New Haven Avenue
Fort Wayne, Indiana 46803
Phone (260) 426-0755 | Fax (260) 426-6814

IMPORTANT
These Shop Drawings are our interpretation of the contract documents. It shall be the responsibility of the General Contractor (or Construction Manager) to review these drawings for compliance with the design intent and Contract Documents. When these drawings are returned with "Approved", "Approved as Noted" or "Reviewed" stamped on them, it shall constitute the General Contractors (or Construction Managers) and Architects agreement that the Shop Drawings do comply with the design intent and the Contract Documents.

DO NOT SCALE PLANS
Copying, Printing, Software and other processes required to produce these prints can stretch or shrink the actual paper or layout. Therefore, scaling of this drawing may be inaccurate. Contact the Glazing Contractor for any additional dimensions or clarifications.

Shop Drawings Prepared By



Charrette Studios Inc.
23581 Donaldson Street
Clinton Township, Michigan 48035
P: 586-790-4329 | F: 586-790-4346

CSI Project Information
Drawn By: Erica Domurat
CSI Project No: 04181987

Architect
Norr
150 W Jefferson Ave
Detroit, MI 48226

General Cntr. or Constuction Mgr.
GLR, Inc
3795 Wyse Rd
Dayton, OH 45414

No.	Date	Subject
1	05-12-17	First Submittal

Project Name & Location

CVS #10983
146th St & Ditch Rd
Westfield, IN 46074

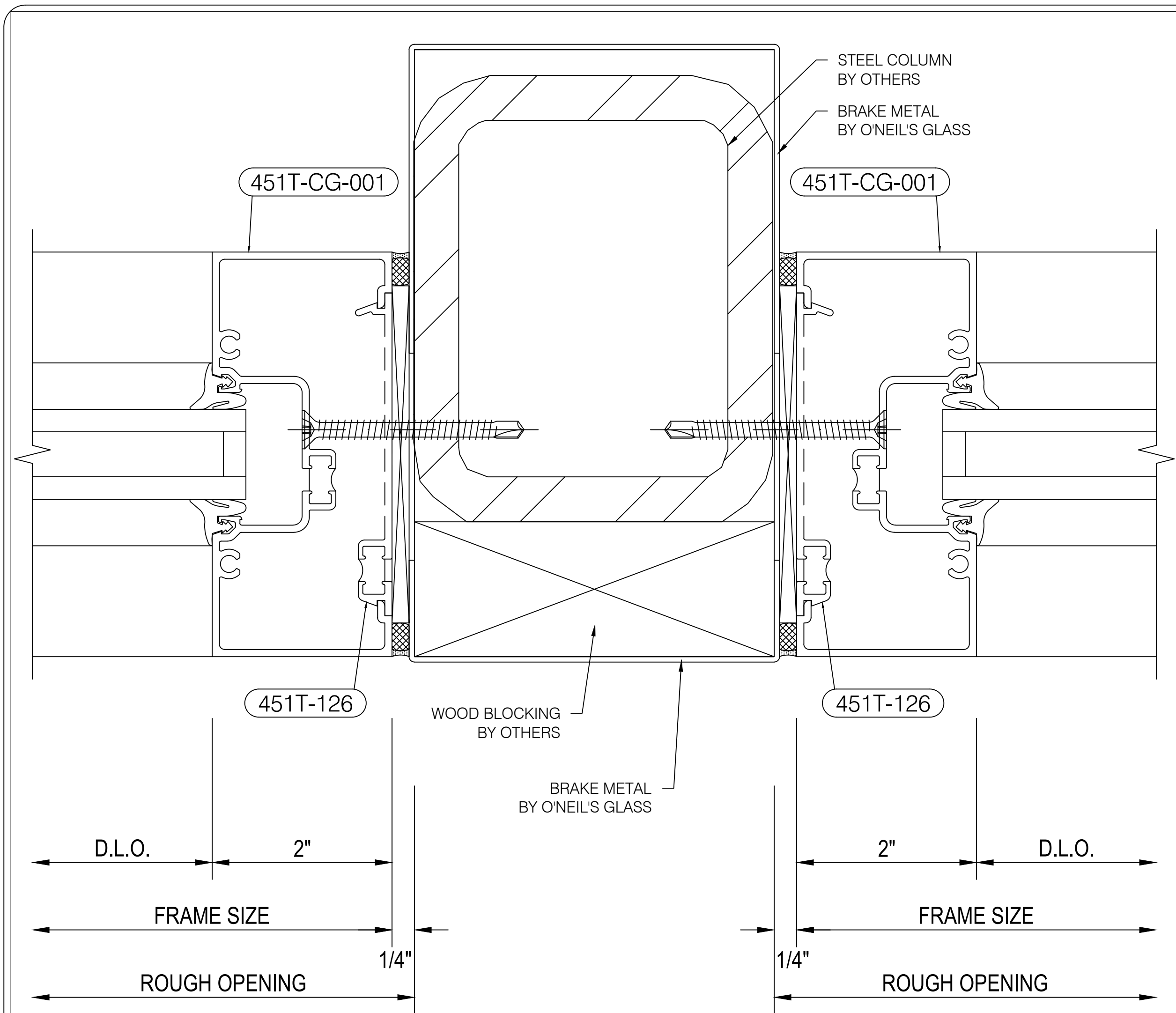
Storefront Shop Drawings

Project Information
Project Manager: Carl Sinninger

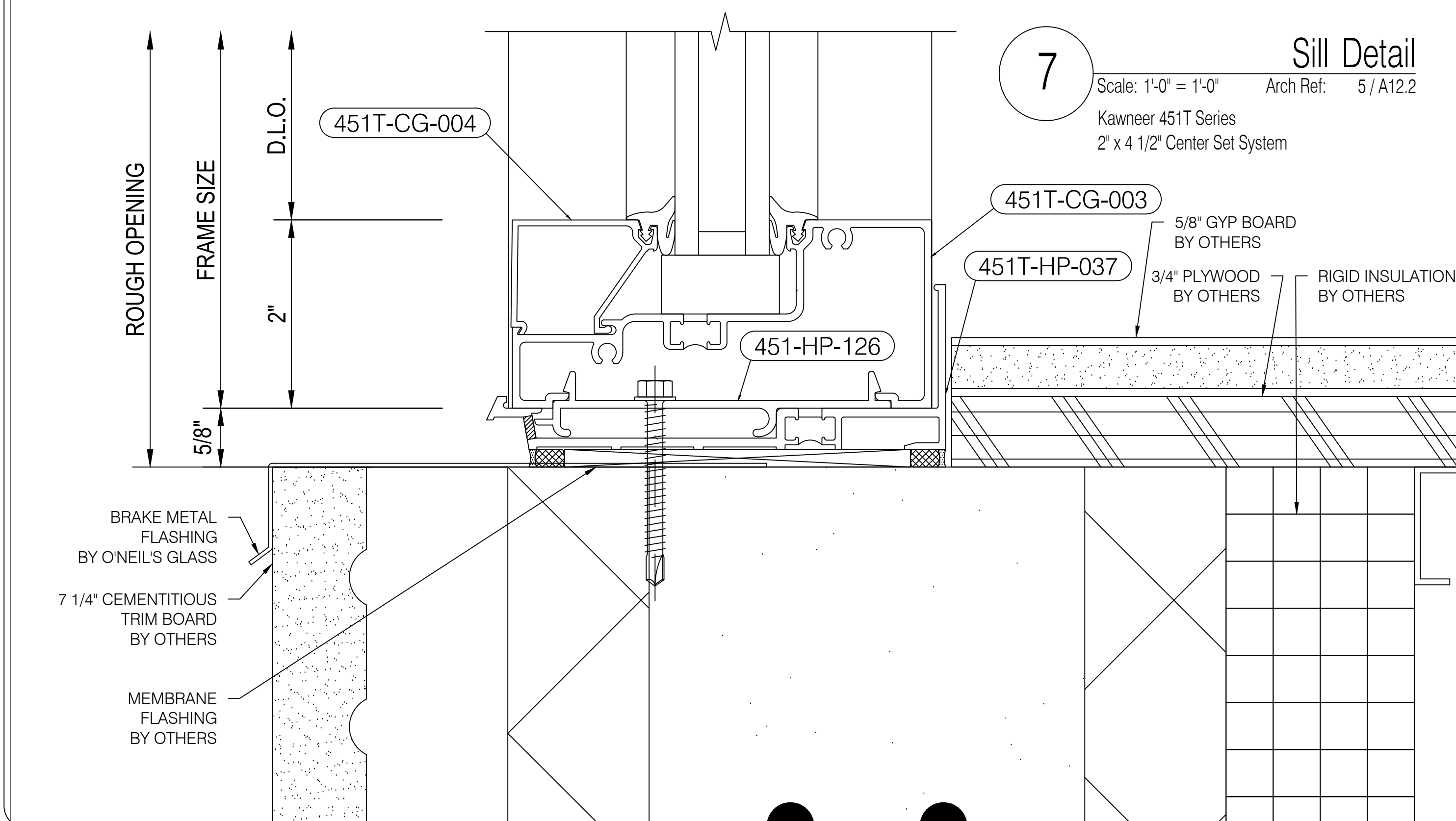
Drawing Title
Details

Scale: As Noted

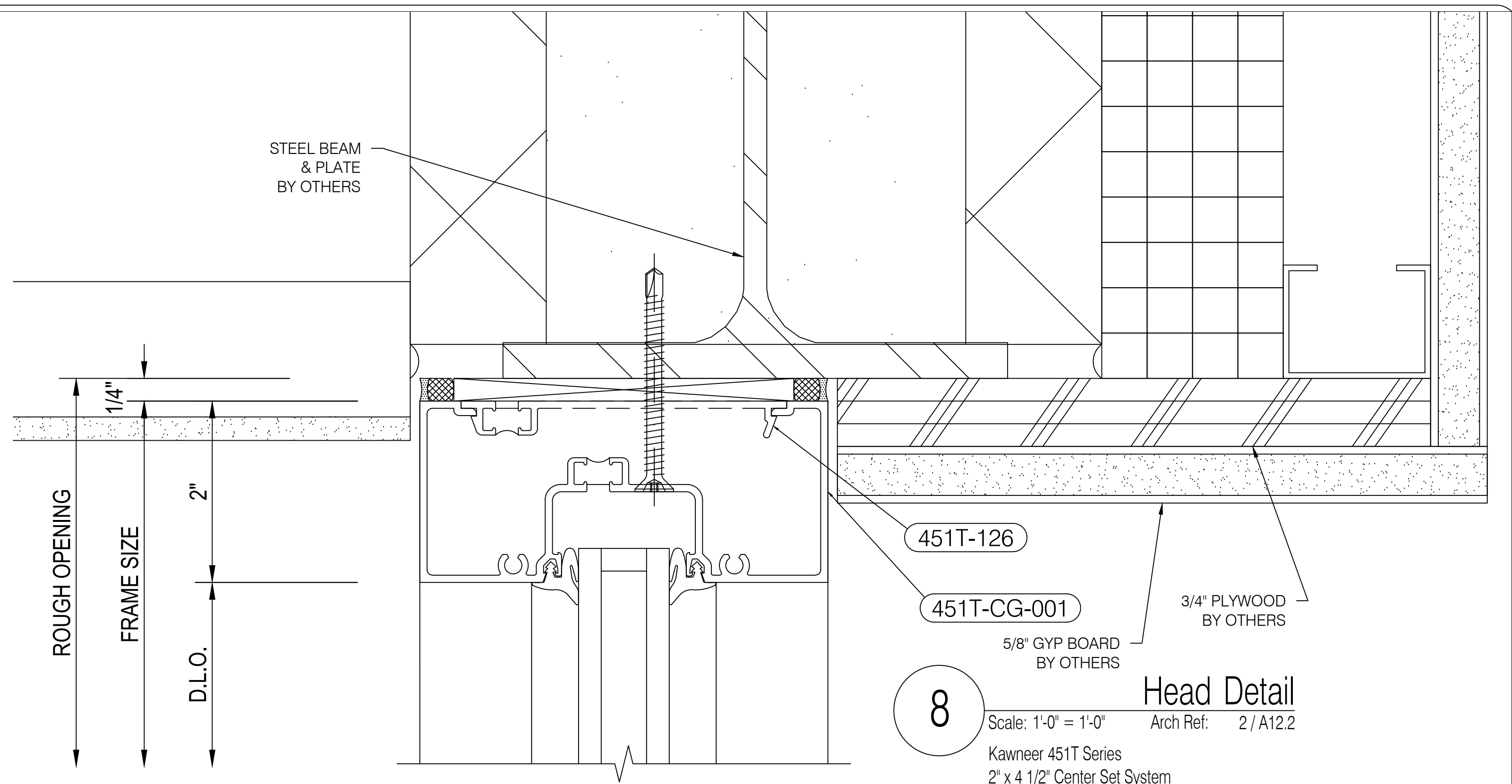
Sheet Number
3.01



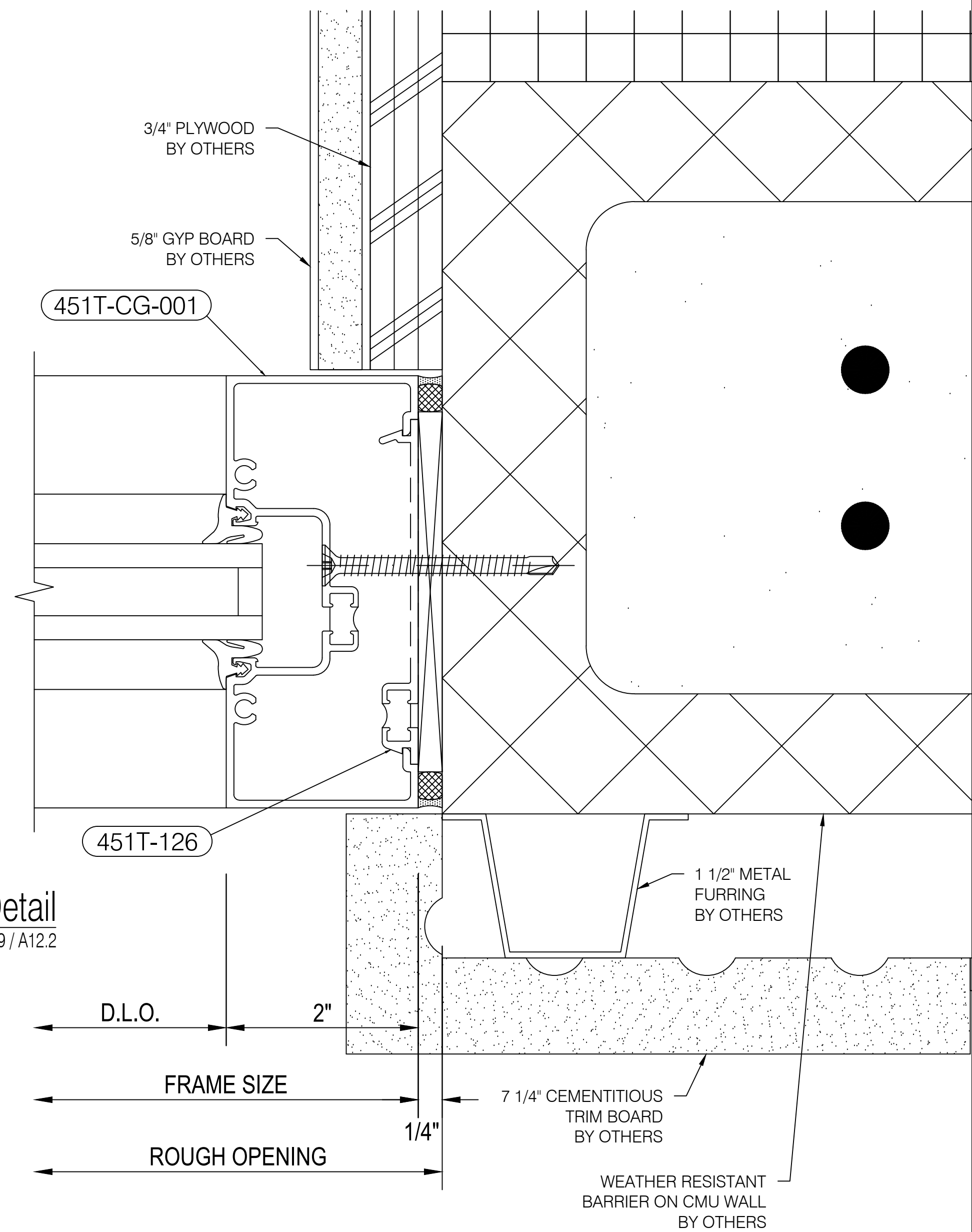
6 Jamb Detail
Scale: 1'-0" = 1'-0" Arch Ref: 6 / A12.2
Kawneer 451T Series
2' x 4 1/2' Center Set System



7 Sill Detail
Scale: 1'-0" = 1'-0" Arch Ref: 5 / A12.2
Kawneer 451T Series
2' x 4 1/2' Center Set System



8 Head Detail
Scale: 1'-0" = 1'-0" Arch Ref: 2 / A12.2
Kawneer 451T Series
2' x 4 1/2' Center Set System



9 Jamb Detail
Scale: 1'-0" = 1'-0" Arch Ref: 9 / A12.2
Kawneer 451T Series
2' x 4 1/2' Center Set System



O'Neil's Glass
3927 New Haven Avenue
Fort Wayne, Indiana 46803
Phone (260) 426-0755 | Fax (260) 426-6814

IMPORTANT
These Shop Drawings are our interpretation of the contract documents. It shall be the responsibility of the General Contractor (or Construction Manager) to review these drawings for compliance with the design intent and Contract Documents. When these drawings are returned with "Approved", "Approved as Noted" or "Reviewed" stamped on them, it shall constitute the General Contractors (or Construction Managers) and Architects agreement that the Shop Drawings do comply with the design intent and the Contract Documents.

DO NOT SCALE PLANS
Copying, Printing, Software and other processes required to produce these prints can stretch or shrink the actual paper or layout. Therefore, scaling of this drawing may be inaccurate. Contact the Glazing Contractor for any additional dimensions or clarifications.

Shop Drawings Prepared By



Charrette Studios Inc.
23581 Donaldson Street
Clinton Township, Michigan 48035
P: 586-790-4329 | F: 586-790-4346

CSI Project Information
Drawn By: Erica Domurat
CSI Project No: 04181987

Architect
Norr
150 W Jefferson Ave
Detroit, MI 48226

General Cntr. or Constuction Mgr.
GLR, Inc
3795 Wyse Rd
Dayton, OH 45414

Issue	Date	Subject
1	05-12-17	First Submittal

Project Name & Location

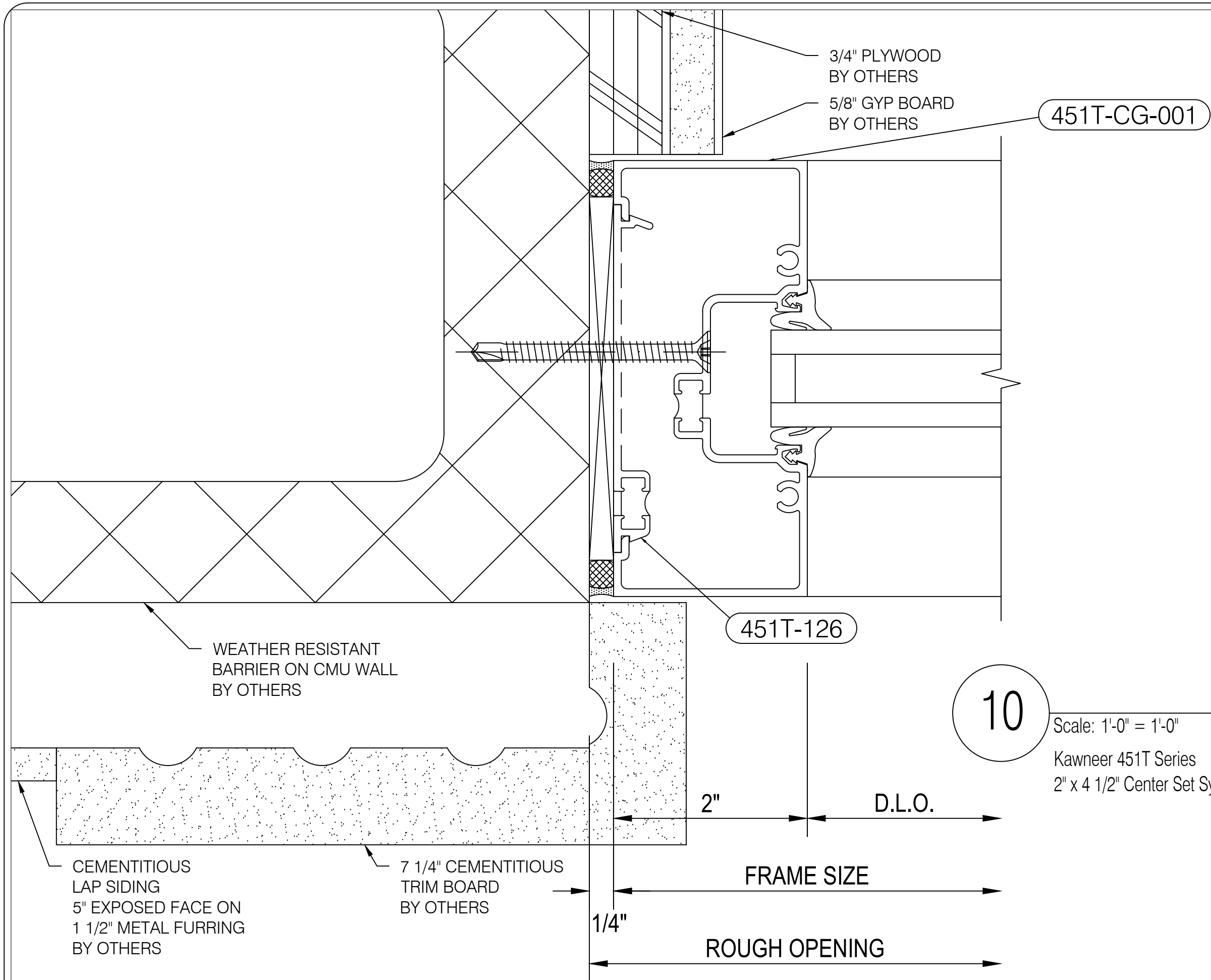
CVS #10983
146th St & Ditch Rd
Westfield, IN 46074
Storefront Shop Drawings

Project Information
Project Manager: Carl Sinninger

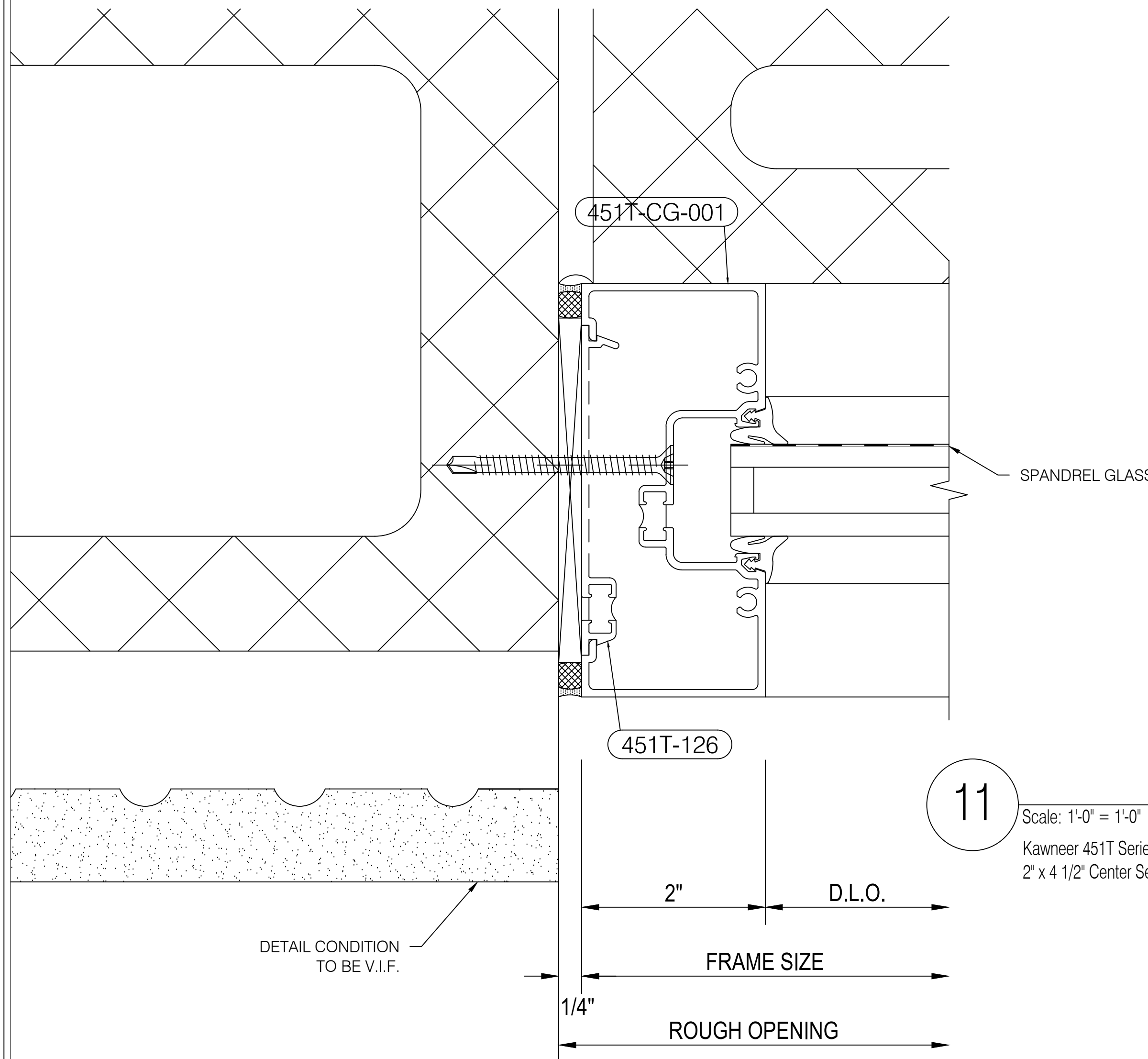
Drawing Title
Details

Scale: As Noted

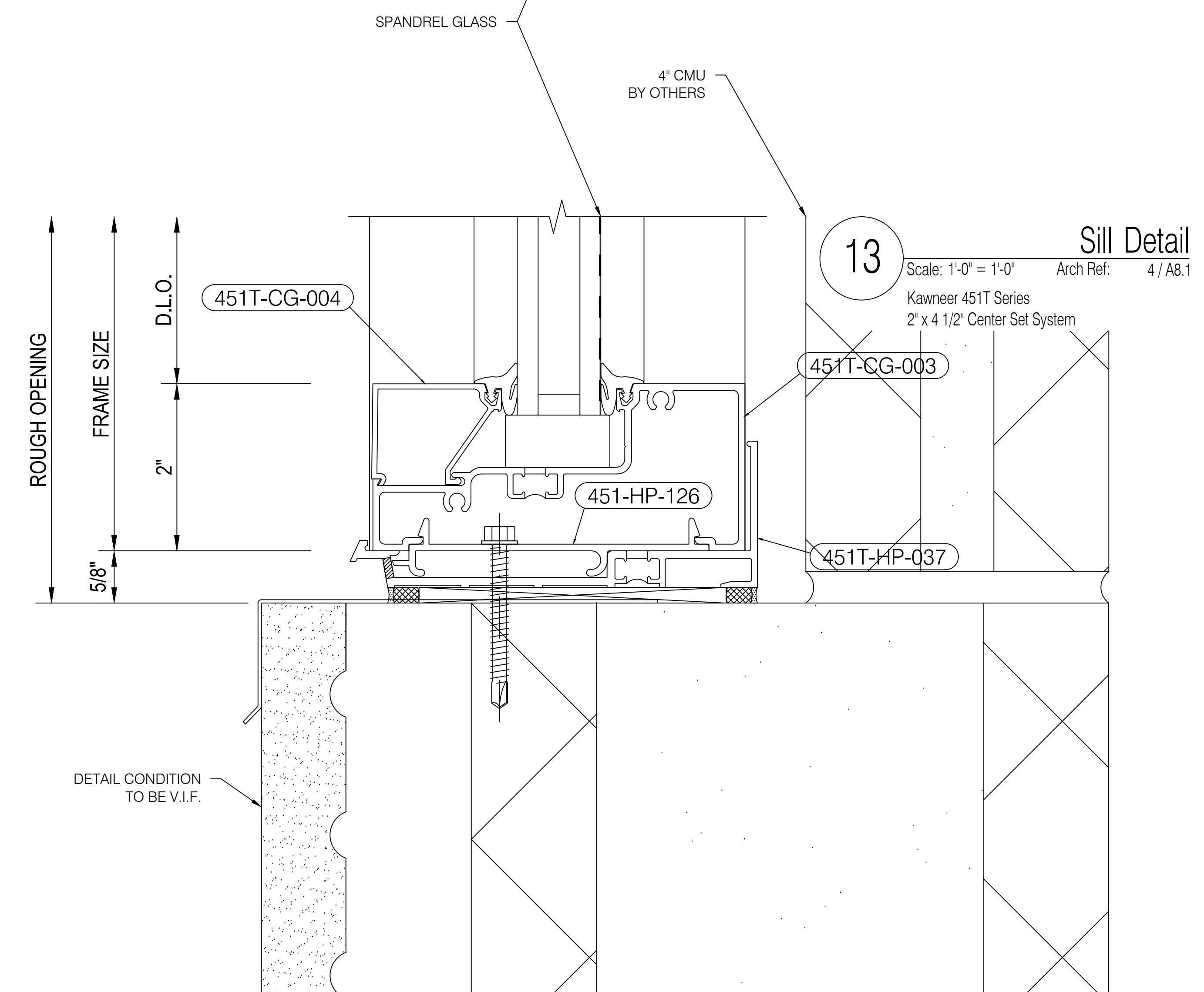
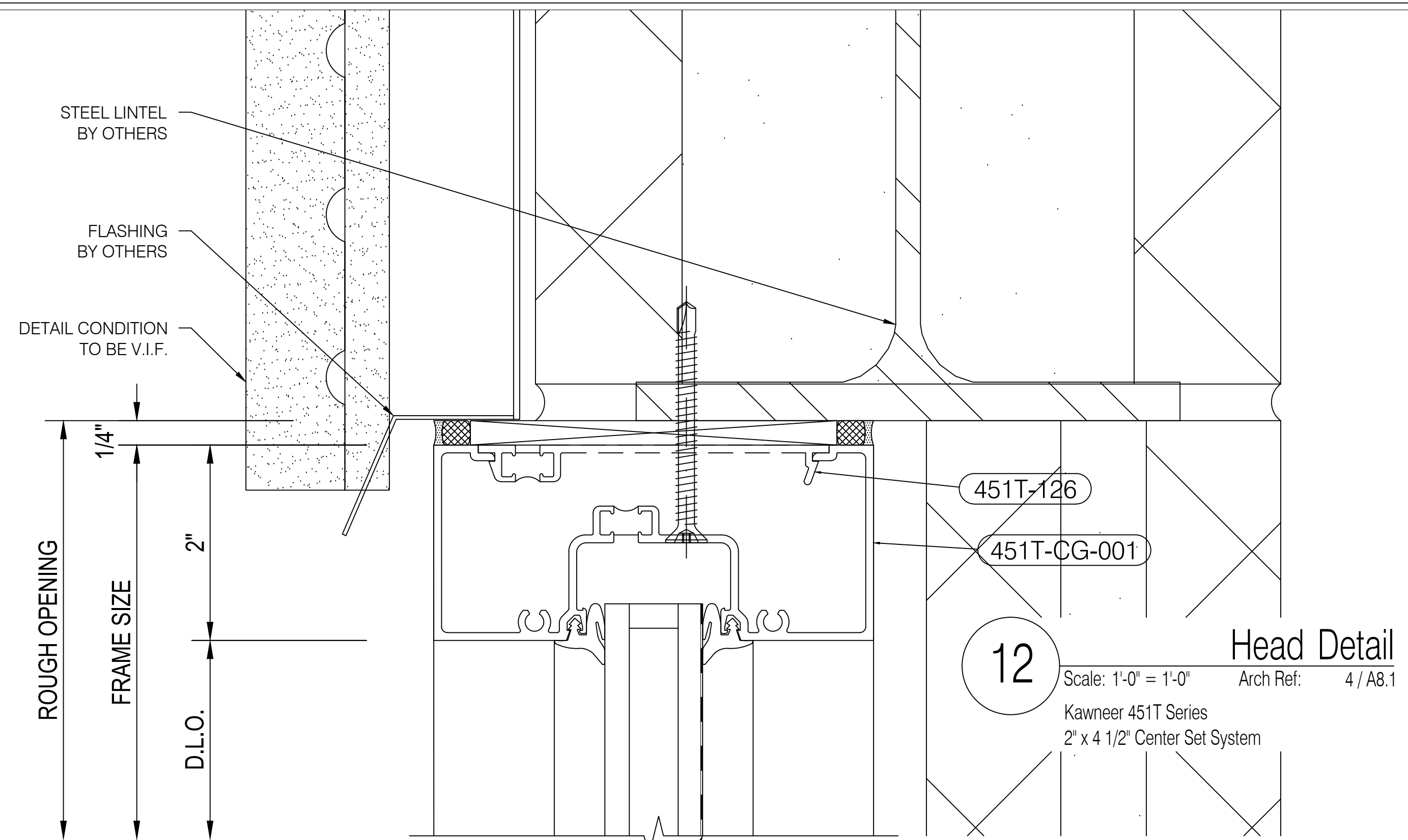
Sheet Number
3.02



10 Jamb Detail
Scale: 1'-0" = 1'-0" Arch Ref: 7 / A12.2
Kawneer 451T Series
2" x 4 1/2" Center Set System



11 Jamb Detail
Scale: 1'-0" = 1'-0" Arch Ref: None
Kawneer 451T Series
2" x 4 1/2" Center Set System



O'Neil's Glass
3927 New Haven Avenue
Fort Wayne, Indiana 46803
Phone (260) 426-0755 | Fax (260) 426-6814

IMPORTANT
These Shop Drawings are our interpretation of the contract documents. It shall be the responsibility of the General Contractor (or Construction Manager) to review these drawings for compliance with the design intent and Contract Documents. When these drawings are returned with "Approved", "Approved as Noted" or "Reviewed" stamped on them, it shall constitute the General Contractors (or Construction Managers) and Architects agreement that the Shop Drawings do comply with the design intent and the Contract Documents.

DO NOT SCALE PLANS
Copying, Printing, Software and other processes required to produce these prints can stretch or shrink the actual paper or layout. Therefore, scaling of this drawing may be inaccurate. Contact the Glazing Contractor for any additional dimensions or clarifications.

Shop Drawings Prepared By



Charrette Studios Inc.
23581 Donaldson Street
Clinton Township, Michigan 48035
P: 586-790-4329 | F: 586-790-4346

CSI Project Information
Drawn By: Erica Domurat
CSI Project No: 04181987

Architect
Norr
150 W Jefferson Ave
Detroit, MI 48226

General Cntr. or Constuction Mgr.
GLR, Inc
3795 Wyse Rd
Dayton, OH 45414

Issue & Revision Dates

No.	Date	Subject
1	05-12-17	First Submittal

Project Name & Location

CVS #10983

146th St & Ditch Rd
Westfield, IN 46074

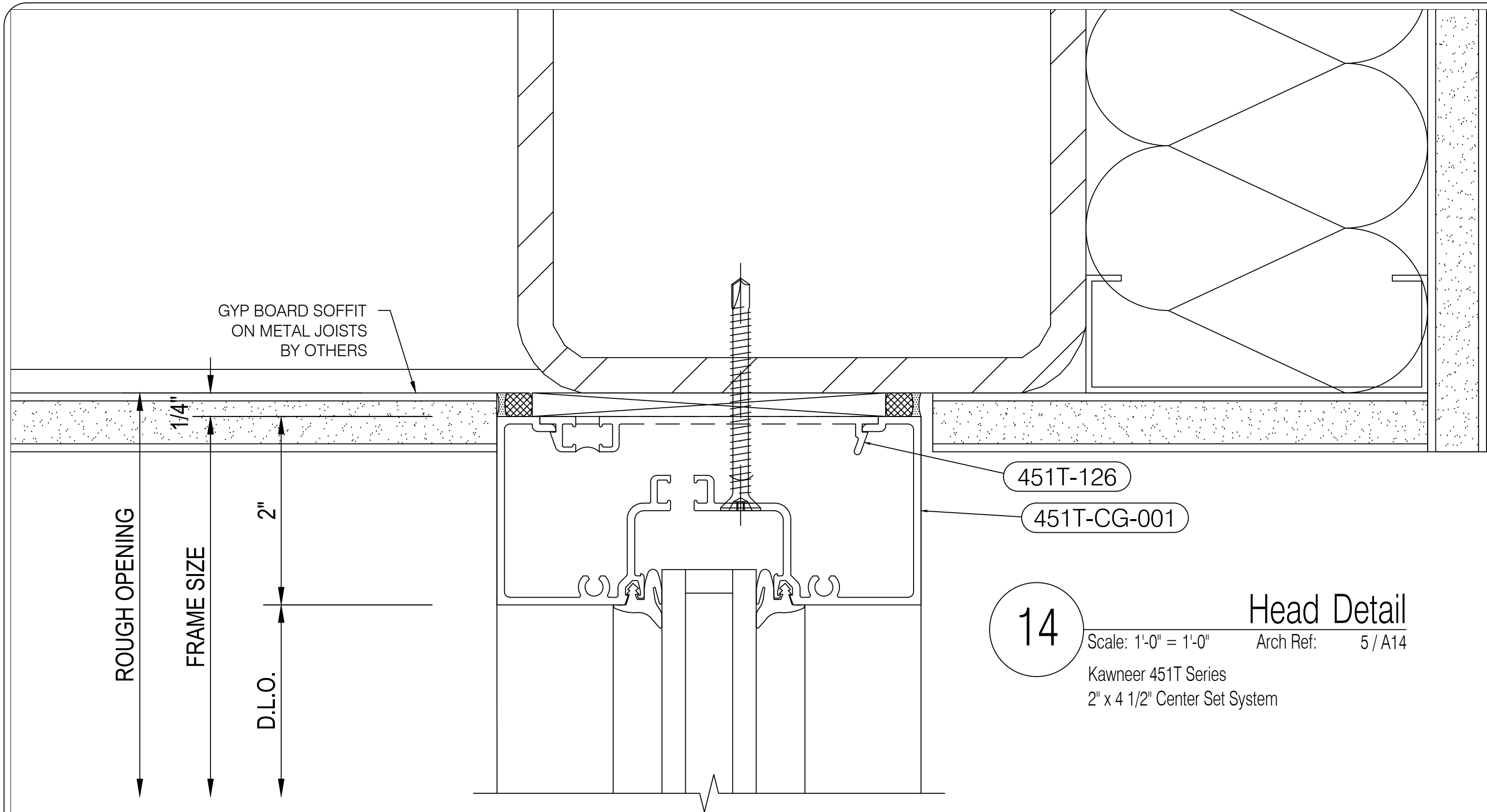
Storefront Shop Drawings

Project Information
Project Manager: Carl Sinninger

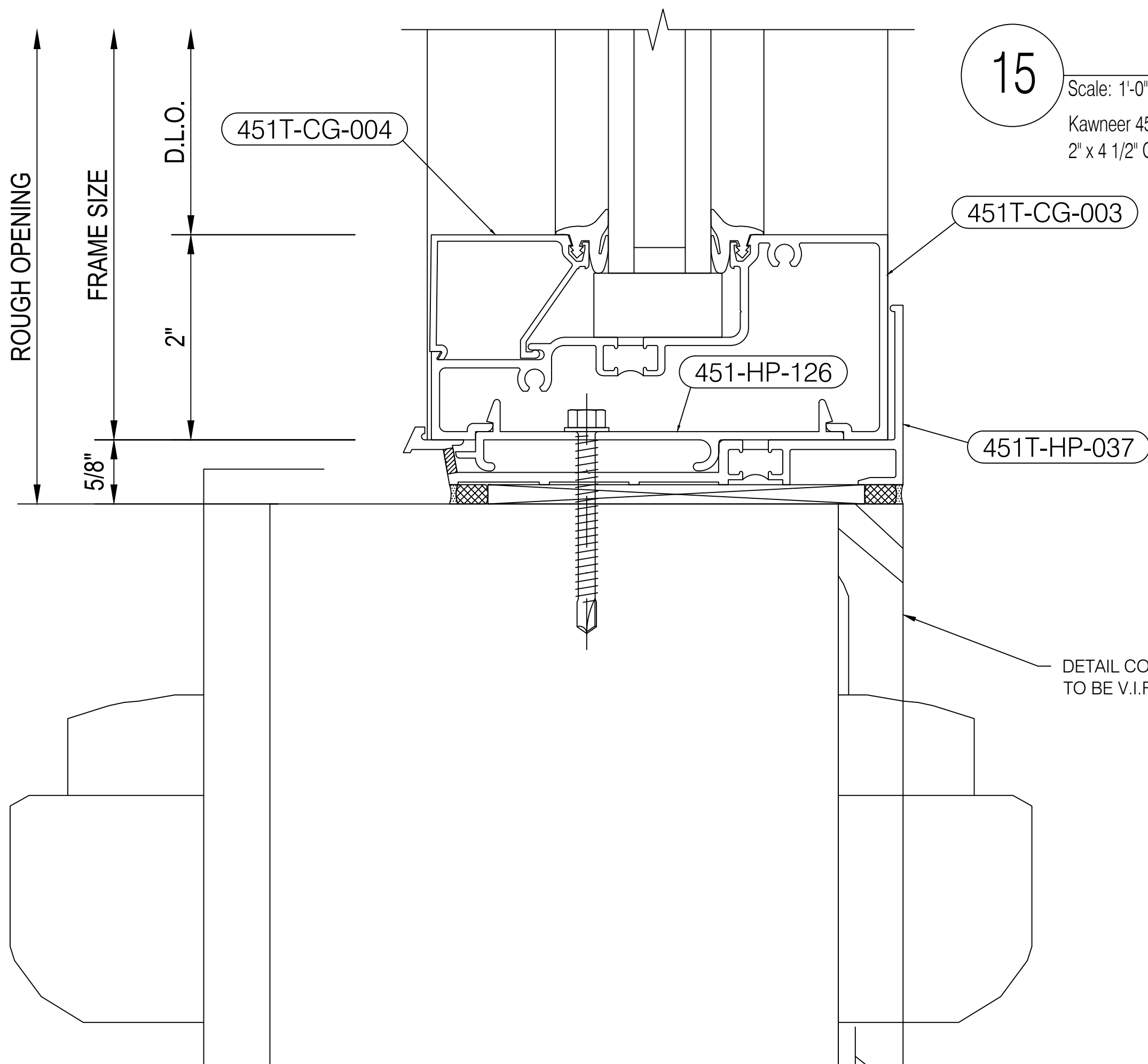
Drawing Title
Details

Scale: As Noted

Sheet Number
3.03

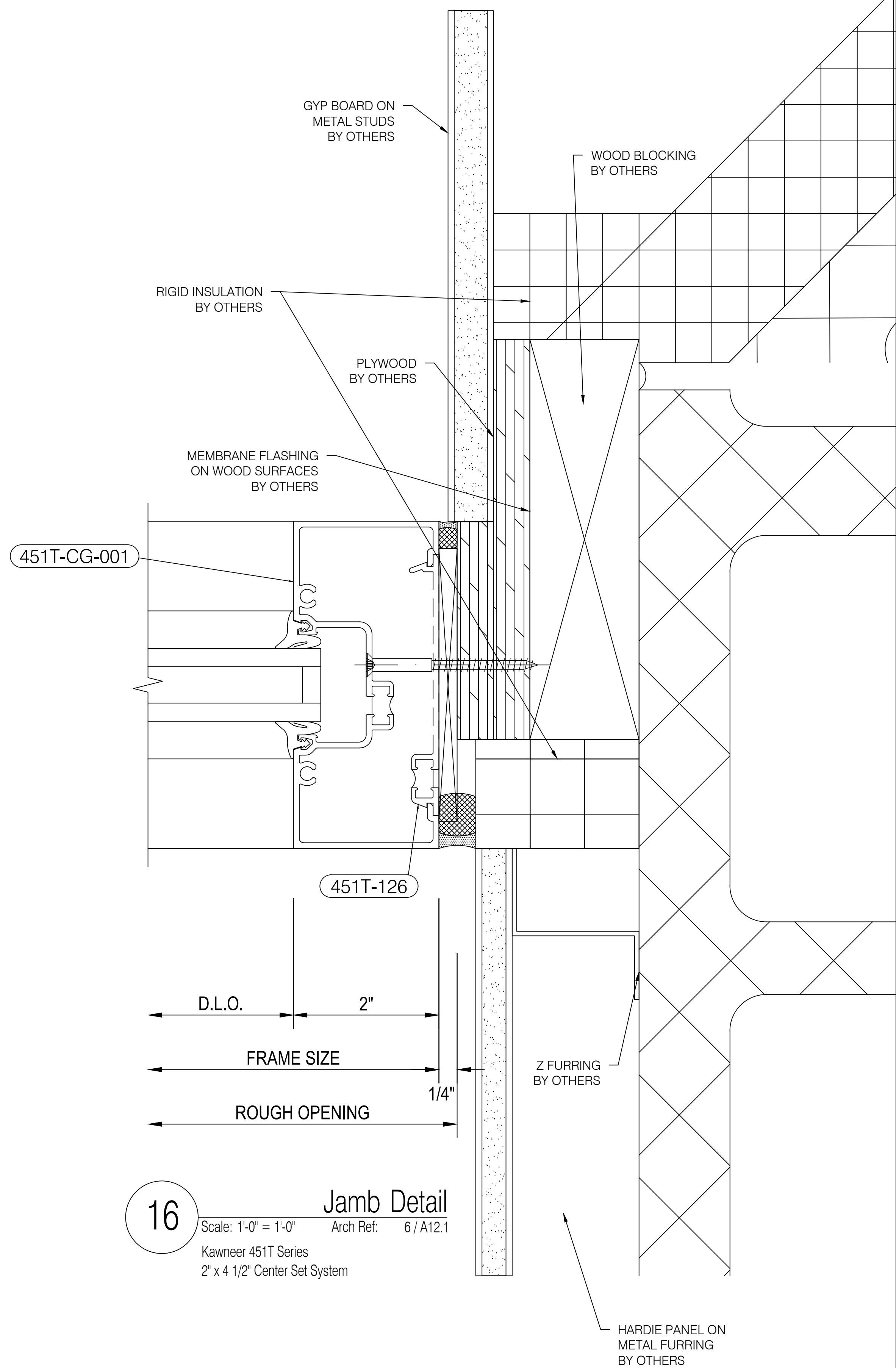


14 Head Detail
Scale: 1'-0" = 1'-0" Arch Ref: 5 / A14
Kawneer 451T Series
2" x 4 1/2" Center Set System



15 Sill Detail
Scale: 1'-0" = 1'-0" Arch Ref: None
Kawneer 451T Series
2" x 4 1/2" Center Set System

DETAIL CONDITION
TO BE V.I.F.



16 Jamb Detail
Scale: 1'-0" = 1'-0" Arch Ref: 6 / A12.1
Kawneer 451T Series
2" x 4 1/2" Center Set System



O'Neil's Glass
3927 New Haven Avenue
Fort Wayne, Indiana 46803
Phone (260) 426-0755 | Fax (260) 426-6814

IMPORTANT
These Shop Drawings are our interpretation of the contract documents. It shall be the responsibility of the General Contractor (or Construction Manager) to review these drawings for compliance with the design intent and Contract Documents. When these drawings are returned with "Approved", "Approved as Noted" or "Reviewed" stamped on them, it shall constitute the General Contractors (or Construction Managers) and Architects agreement that the Shop Drawings do comply with the design intent and the Contract Documents.

DO NOT SCALE PLANS
Copying, Printing, Software and other processes required to produce these prints can stretch or shrink the actual paper or layout. Therefore, scaling of this drawing may be inaccurate. Contact the Glazing Contractor for any additional dimensions or clarifications.

Shop Drawings Prepared By



Charrette Studios Inc.
23581 Donaldson Street
Clinton Township, Michigan 48035
P: 586-790-4329 | F: 586-790-4346

CSI Project Information

Drawn By: Erica Domurat
CSI Project No: 04181987

Architect

Norr
150 W Jefferson Ave
Detroit, MI 48226

General Cntr. or Constuction Mgr.

GLR, Inc
3795 Wyse Rd
Dayton, OH 45414

Issue & Revision Dates

No.	Date	Subject
1	05-12-17	First Submittal

Project Name & Location

CVS #10983

146th St & Ditch Rd
Westfield, IN 46074

Storefront Shop Drawings

Project Information

Project Manager: Carl Sinninger

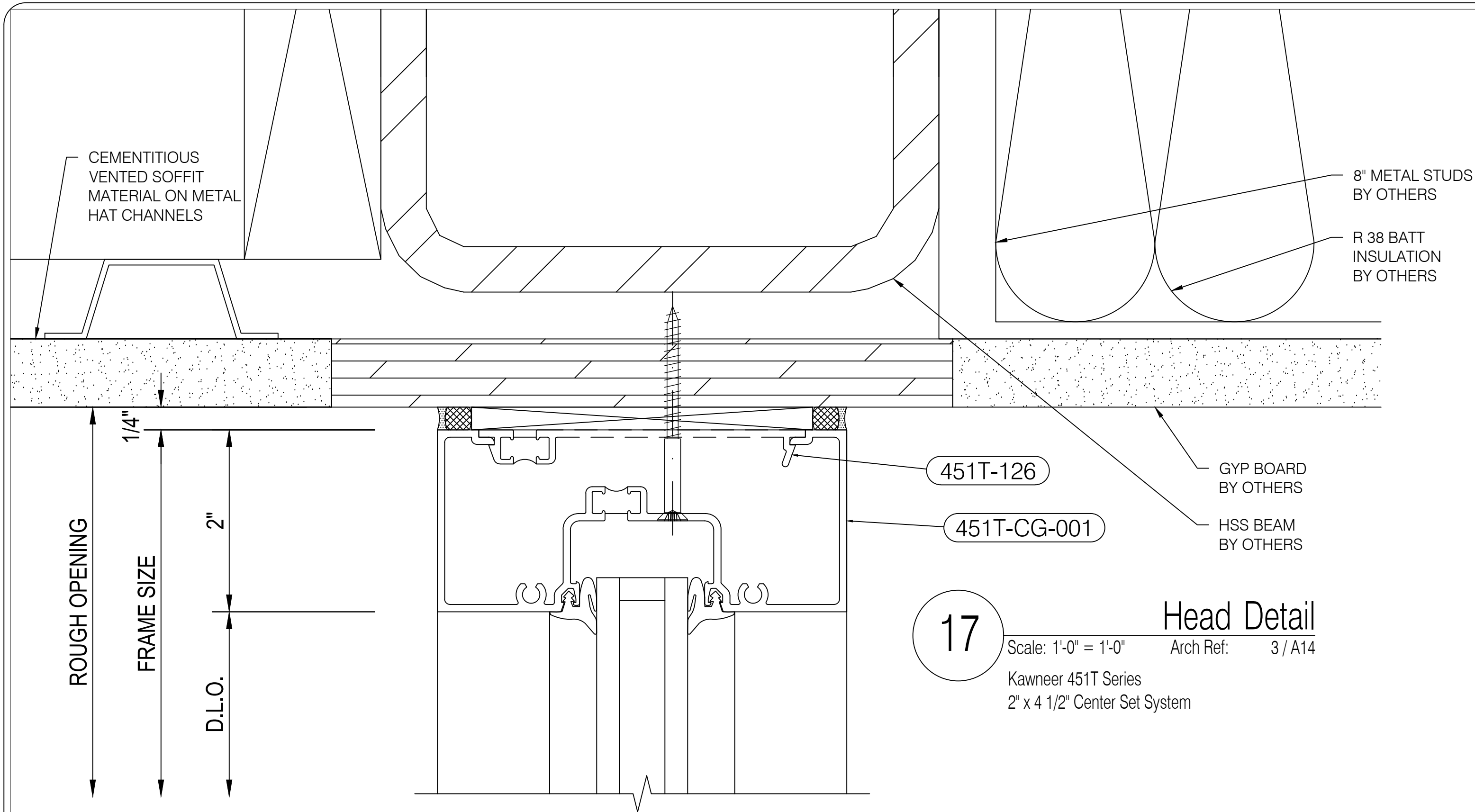
Drawing Title

Details

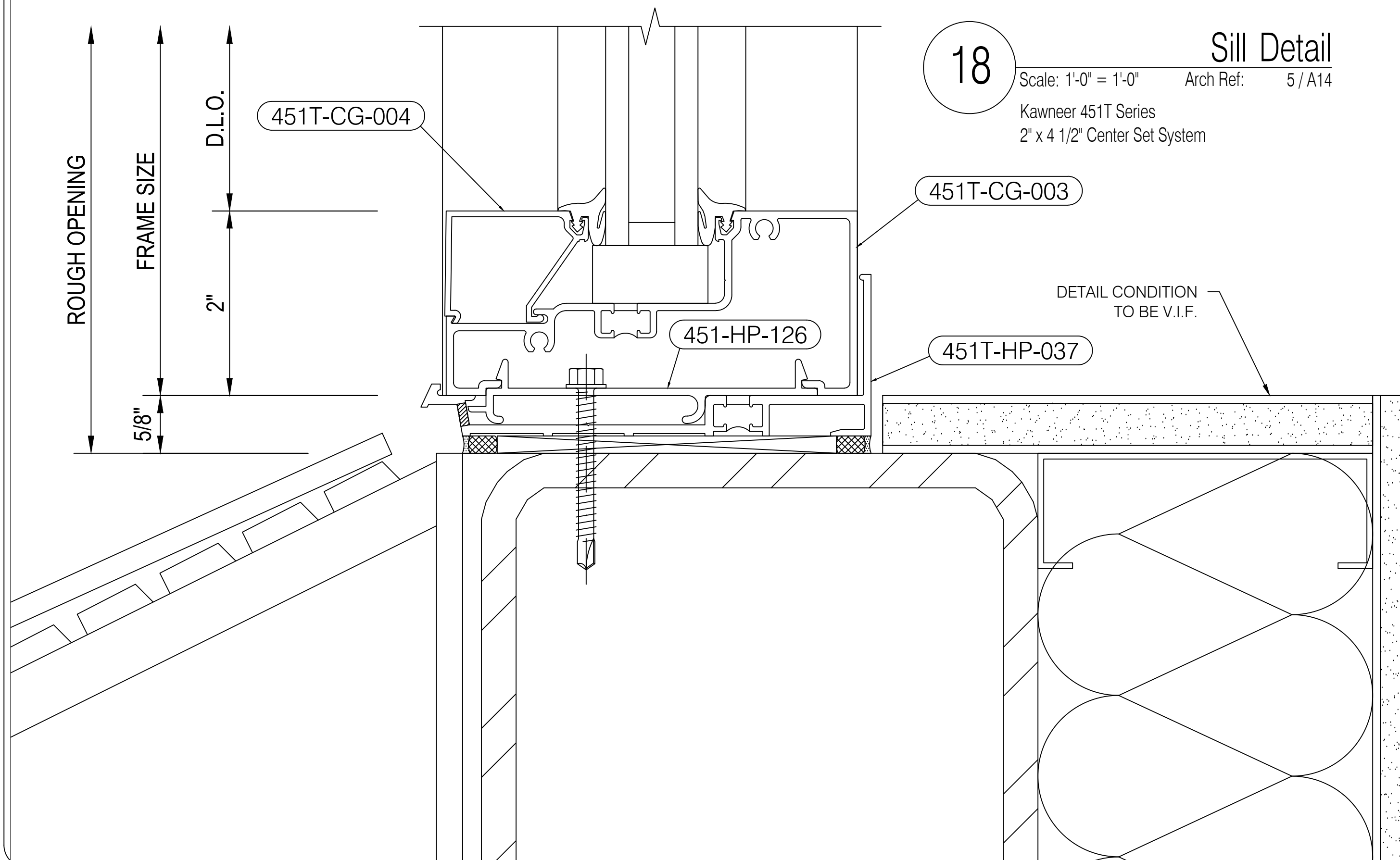
Scale: As Noted

Sheet Number

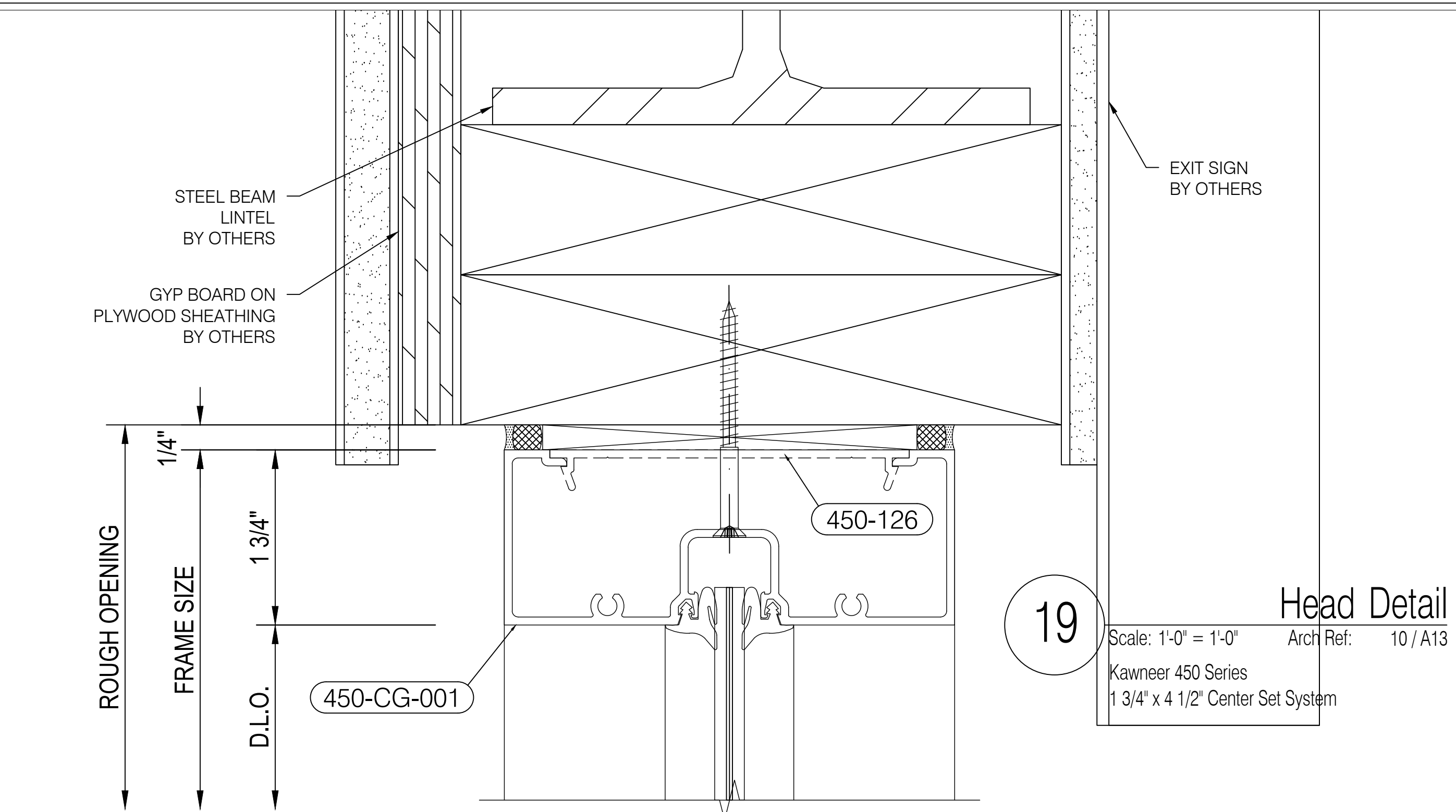
3.04



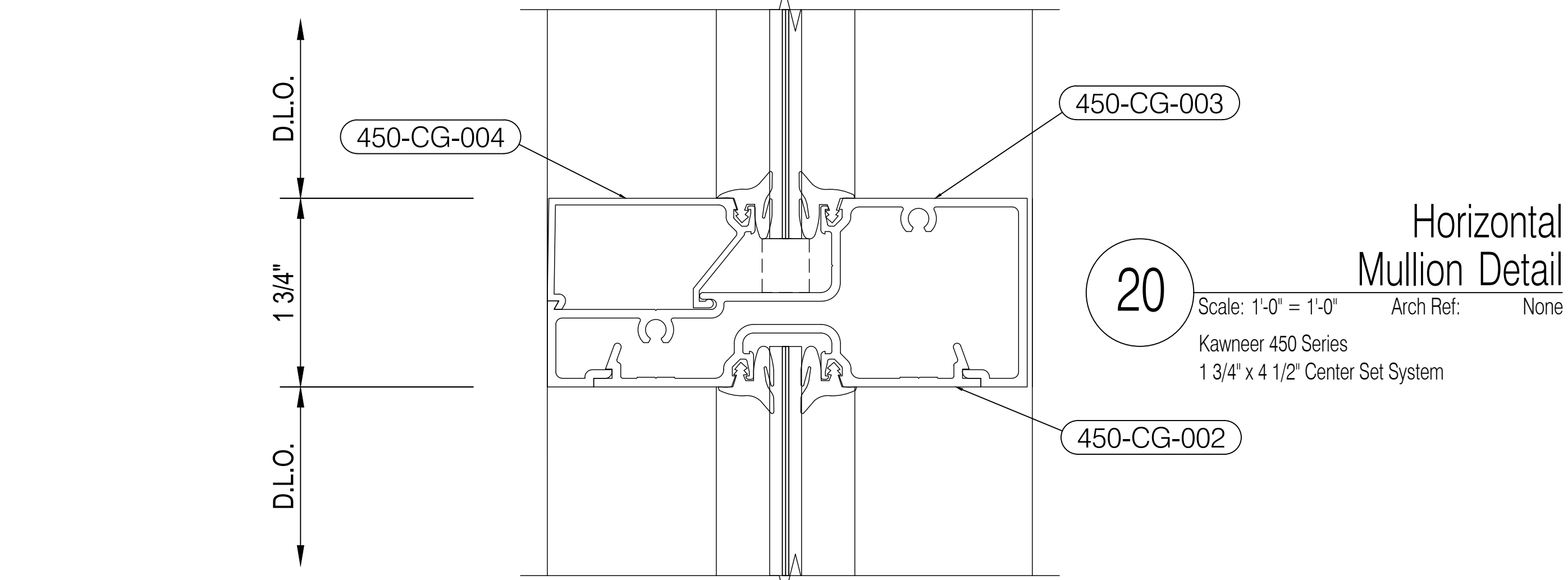
17 Scale: 1'-0" = 1'-0" Arch Ref: 3 / A14
Kawneer 451T Series
2' x 4 1/2" Center Set System



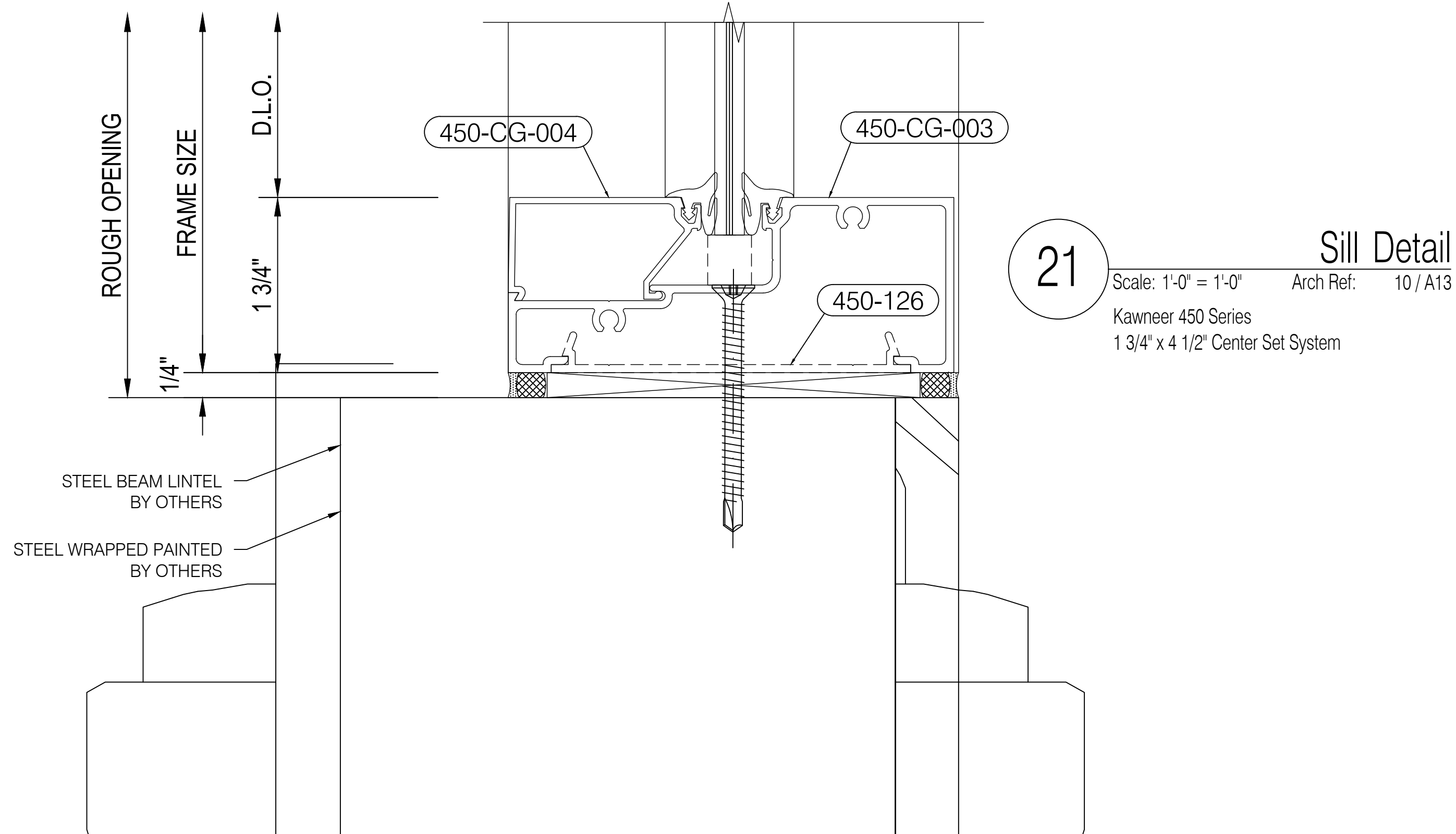
18 Scale: 1'-0" = 1'-0" Arch Ref: 5 / A14
Kawneer 451T Series
2' x 4 1/2" Center Set System



19 Scale: 1'-0" = 1'-0" Arch Ref: 10 / A13
Kawneer 450 Series
1 3/4" x 4 1/2" Center Set System



20 Scale: 1'-0" = 1'-0" Arch Ref: None
Kawneer 450 Series
1 3/4" x 4 1/2" Center Set System



21 Scale: 1'-0" = 1'-0" Arch Ref: 10 / A13
Kawneer 450 Series
1 3/4" x 4 1/2" Center Set System



O'Neil's Glass
3927 New Haven Avenue
Fort Wayne, Indiana 46803
Phone (260) 426-0755 | Fax (260) 426-6814

IMPORTANT
These Shop Drawings are our interpretation of the contract documents. It shall be the responsibility of the General Contractor (or Construction Manager) to review these drawings for compliance with the design intent and Contract Documents. When these drawings are returned with "Approved", "Approved as Noted" or "Reviewed" stamped on them, it shall constitute the General Contractors (or Construction Managers) and Architects agreement that the Shop Drawings do comply with the design intent and the Contract Documents.

DO NOT SCALE PLANS
Copying, Printing, Software and other processes required to produce these prints can stretch or shrink the actual paper or layout. Therefore, scaling of this drawing may be inaccurate. Contact the Glazing Contractor for any additional dimensions or clarifications.

Shop Drawings Prepared By



Charrette Studios Inc.
23581 Donaldson Street
Clinton Township, Michigan 48035
P: 586-790-4329 | F: 586-790-4346

CSI Project Information

Drawn By: Erica Domurat
CSI Project No: 04181987

Architect

Norr
150 W Jefferson Ave
Detroit, MI 48226

General Cntr. or Constuction Mgr.

GLR, Inc
3795 Wyse Rd
Dayton, OH 45414

Issue & Revision Dates

No.	Date	Subject
1	05-12-17	First Submittal

Project Name & Location

CVS #10983

146th St & Ditch Rd
Westfield, IN 46074

Storefront Shop Drawings

Project Information

Project Manager: Carl Sinninger

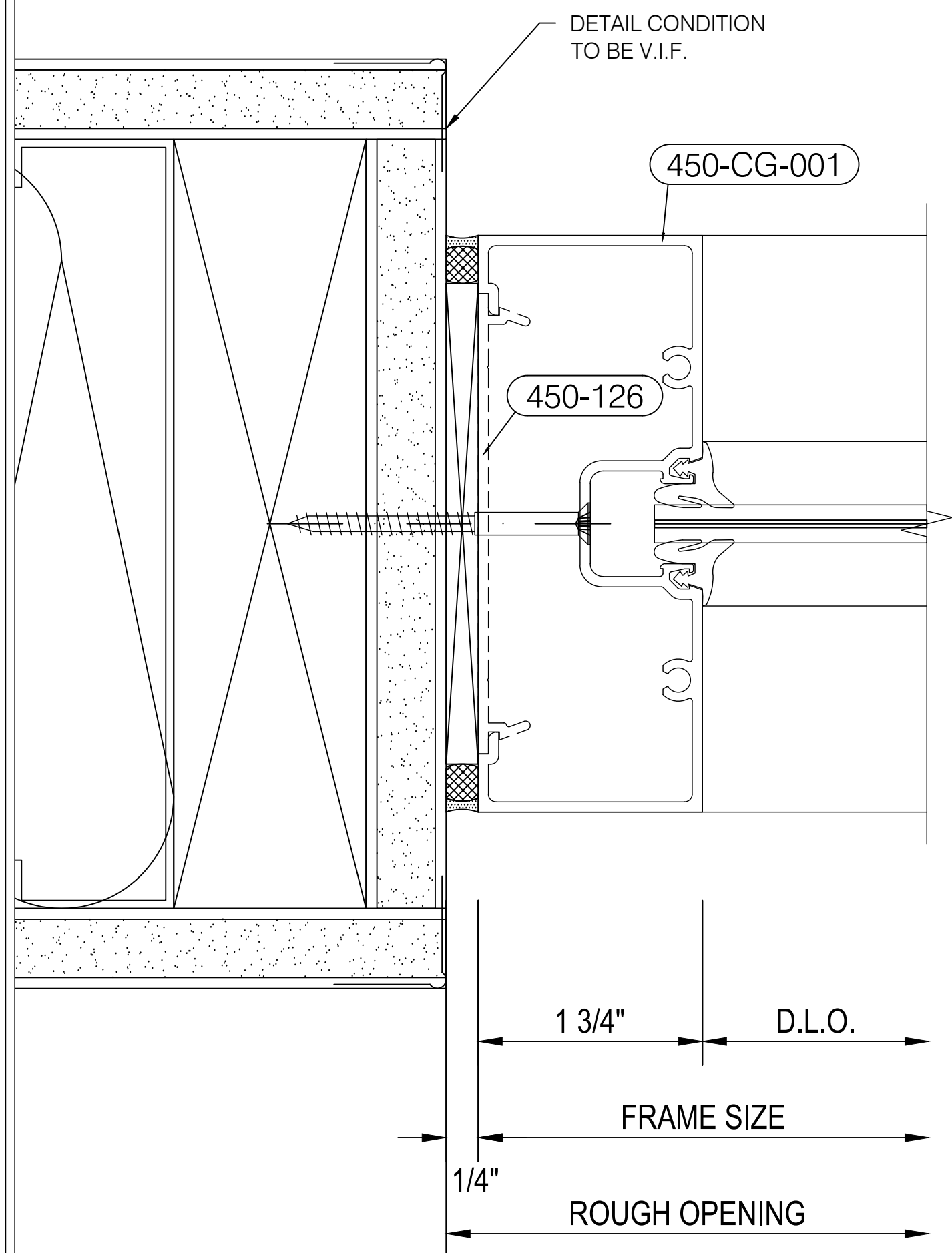
Drawing Title

Details

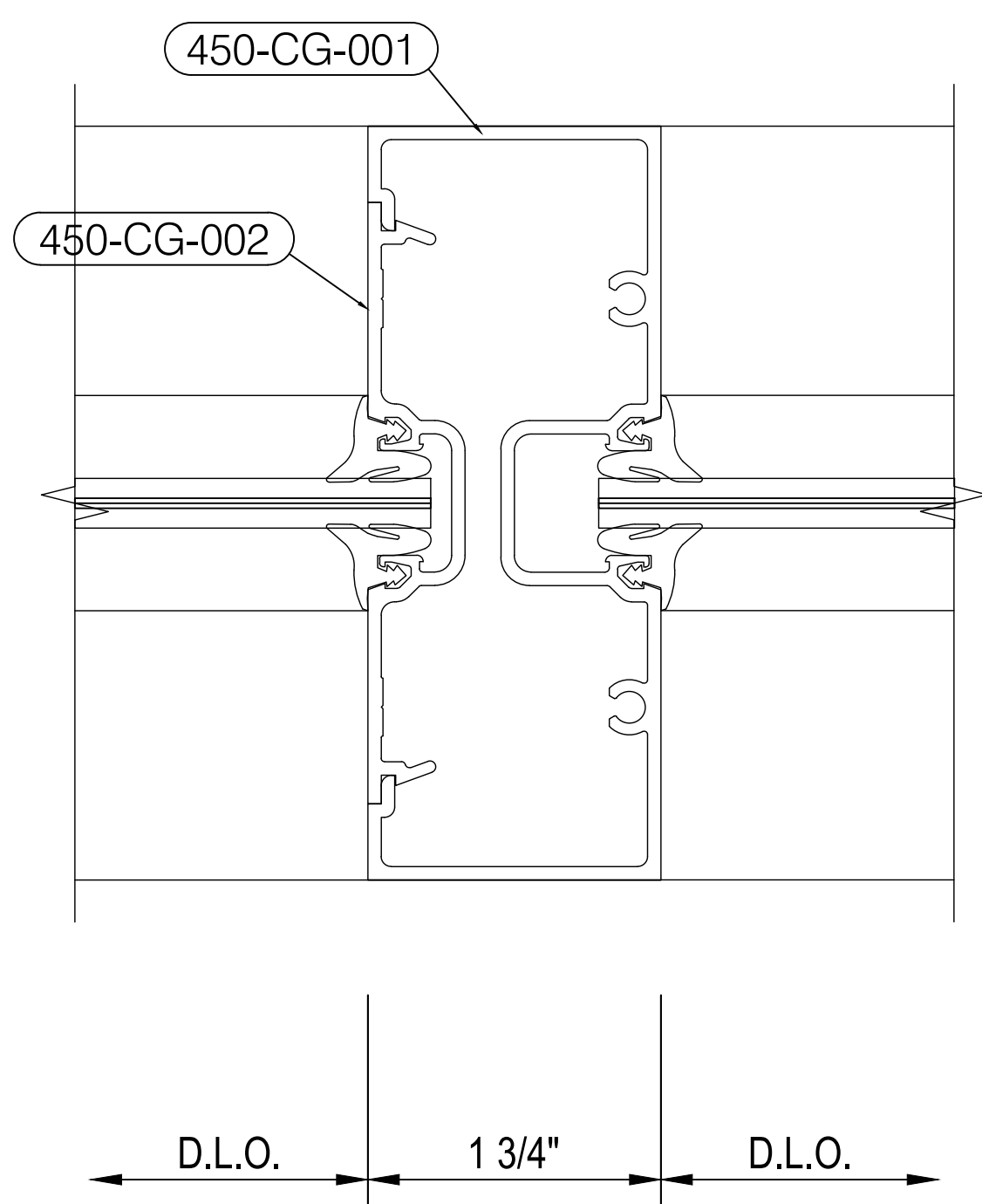
Scale: As Noted

Sheet Number

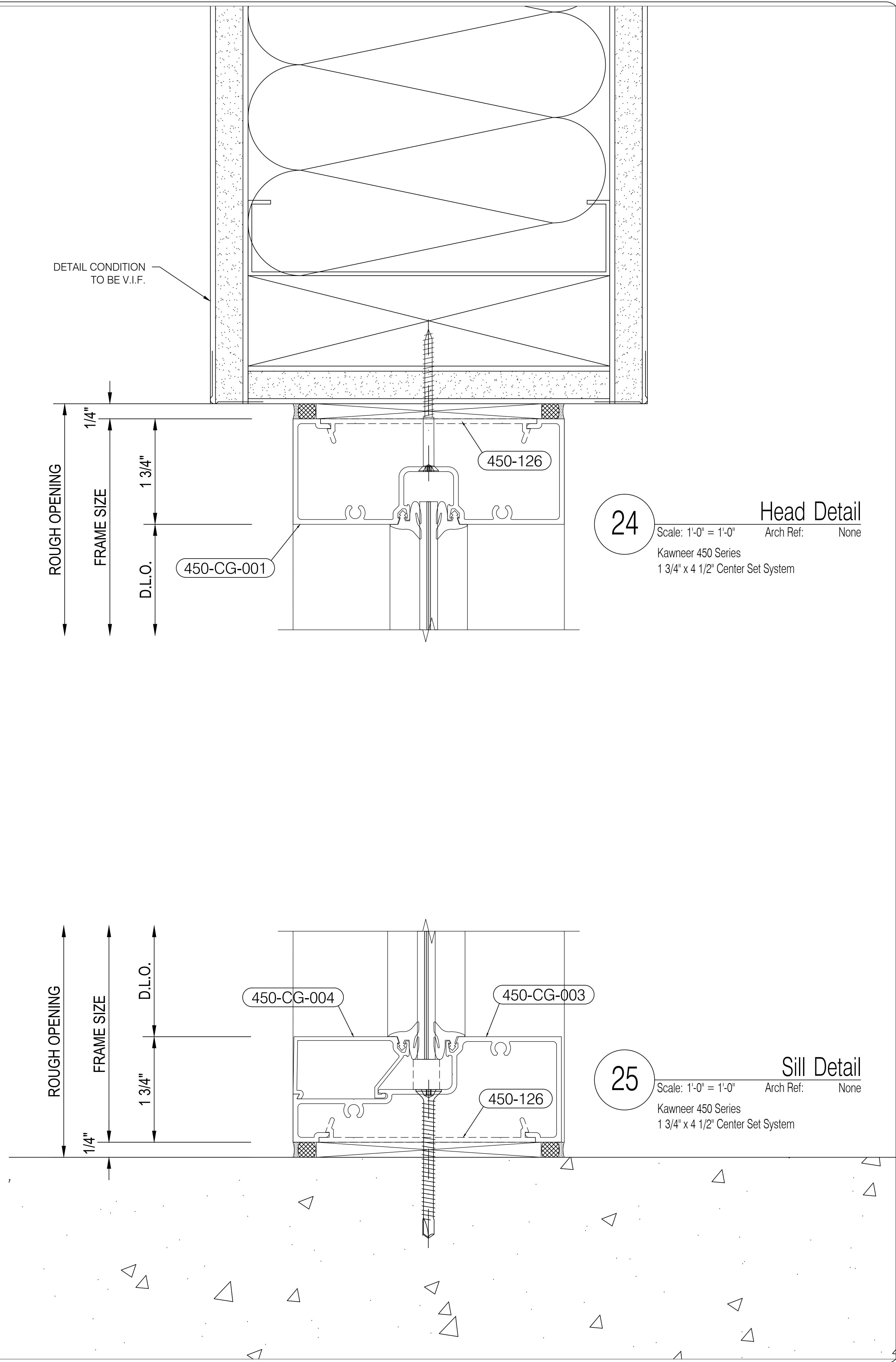
3.05



22 Jamb Detail
Scale: 1'-0" = 1'-0" Arch Ref: None
Kawneer 450 Series
1 3/4" x 4 1/2" Center Set System



23 Vertical Mullion Detail
Scale: 1'-0" = 1'-0" Arch Ref: None
Kawneer 450 Series
1 3/4" x 4 1/2" Center Set System



O'Neil's Glass
3927 New Haven Avenue
Fort Wayne, Indiana 46803
Phone (260) 426-0755 | Fax (260) 426-6814

IMPORTANT
These Shop Drawings are our interpretation of the contract documents. It shall be the responsibility of the General Contractor (or Construction Manager) to review these drawings for compliance with the design intent and Contract Documents. When these drawings are returned with "Approved", "Approved as Noted" or "Reviewed" stamped on them, it shall constitute the General Contractors (or Construction Managers) and Architects agreement that the Shop Drawings do comply with the design intent and the Contract Documents.

DO NOT SCALE PLANS
Copying, Printing, Software and other processes required to produce these prints can stretch or shrink the actual paper or layout. Therefore, scaling of this drawing may be inaccurate. Contact the Glazing Contractor for any additional dimensions or clarifications.

Shop Drawings Prepared By



Charrette Studios Inc.
23581 Donaldson Street
Clinton Township, Michigan 48035
P: 586-790-4329 | F: 586-790-4346

CSI Project Information

Drawn By: Erica Domurat
CSI Project No: 04181987

Architect
Norr

150 W Jefferson Ave
Detroit, MI 48226

General Cntr. or Constuction Mgr.
GLR, Inc
3795 Wyse Rd
Dayton, OH 45414

No.	Date	Subject
1	05-12-17	First Submittal

Project Name & Location

CVS #10983
146th St & Ditch Rd
Westfield, IN 46074

Storefront Shop Drawings

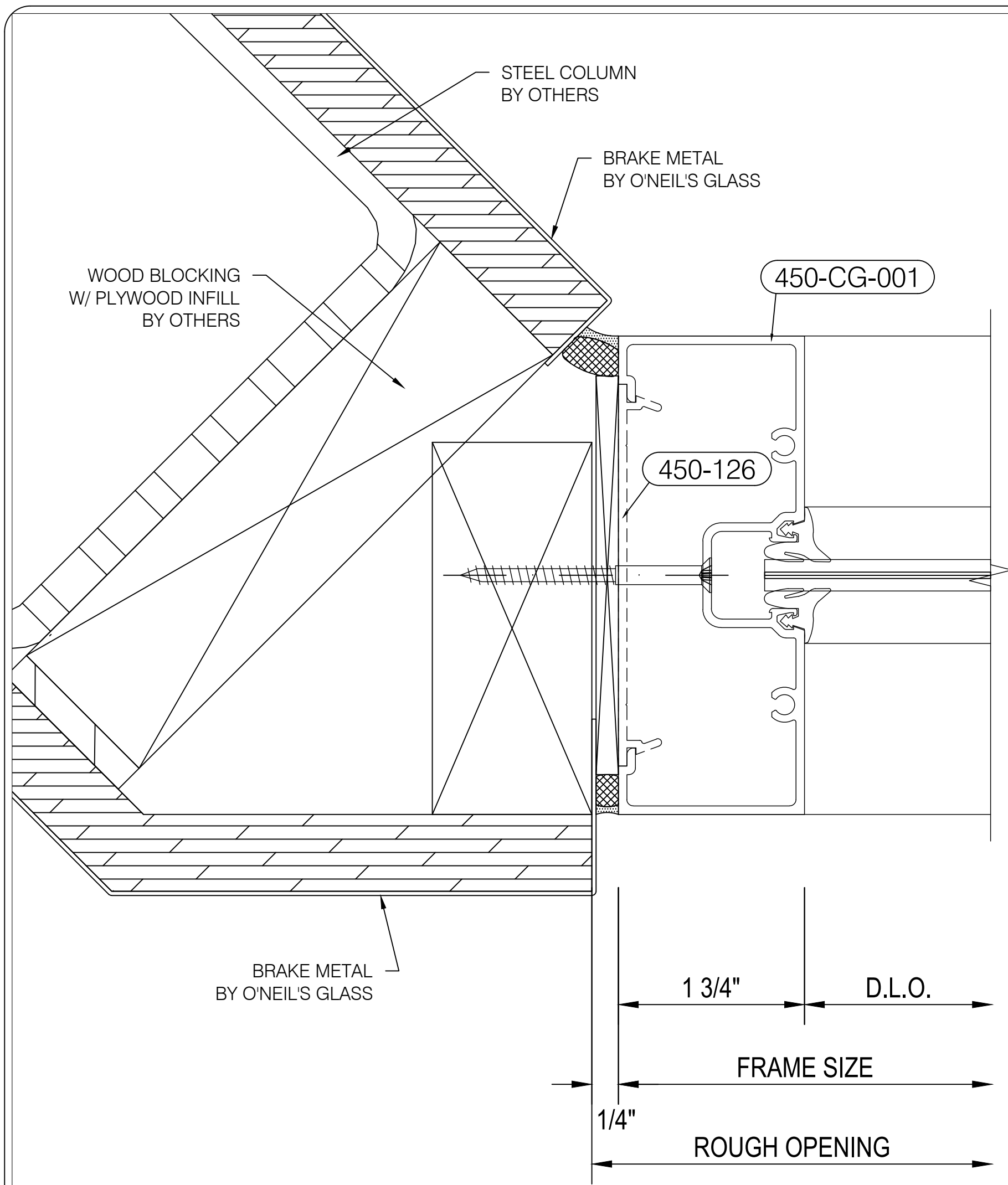
Project Information
Project Manager: Carl Sinninger

Drawing Title
Details

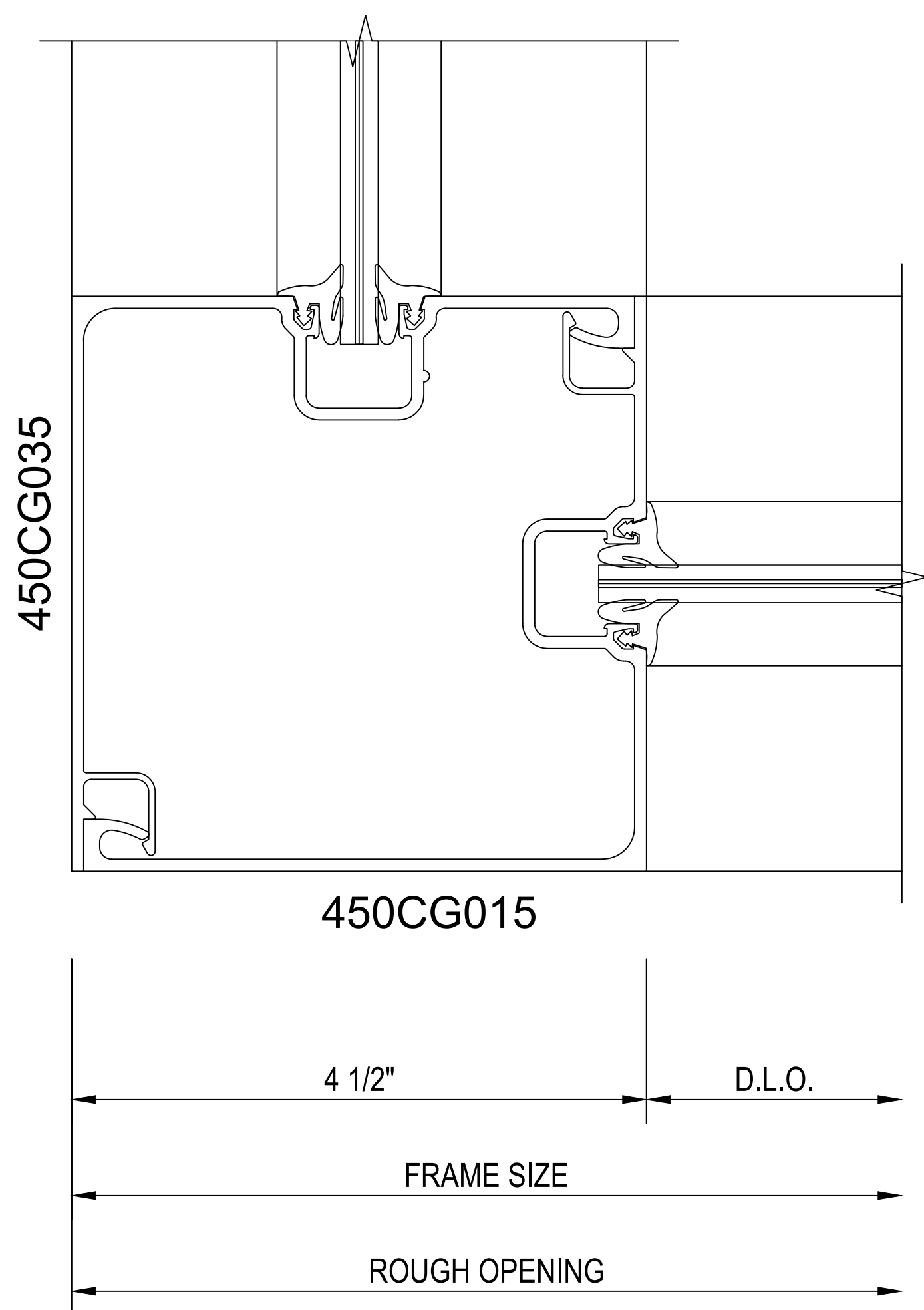
Scale: As Noted

Sheet Number

3.06

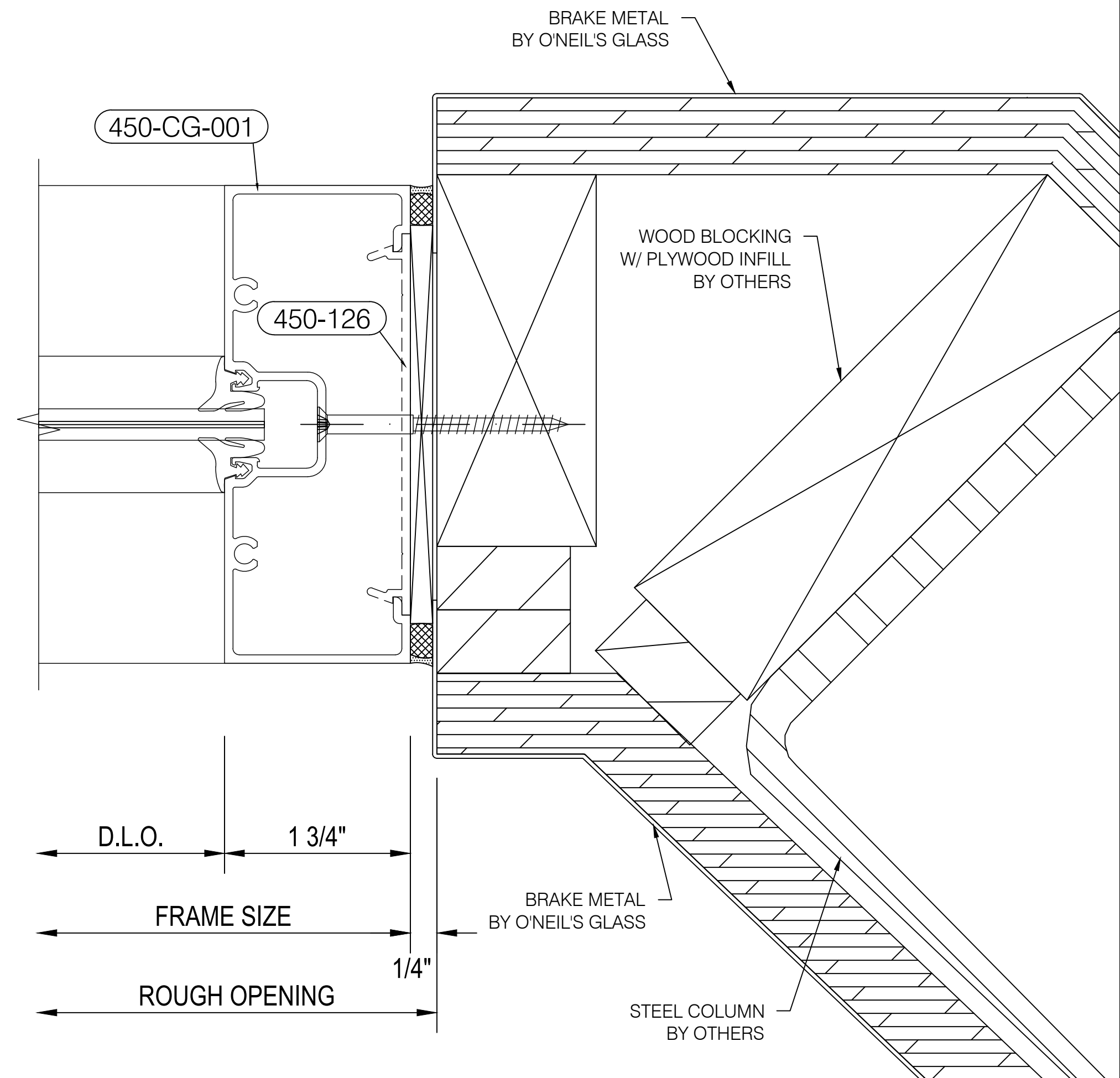
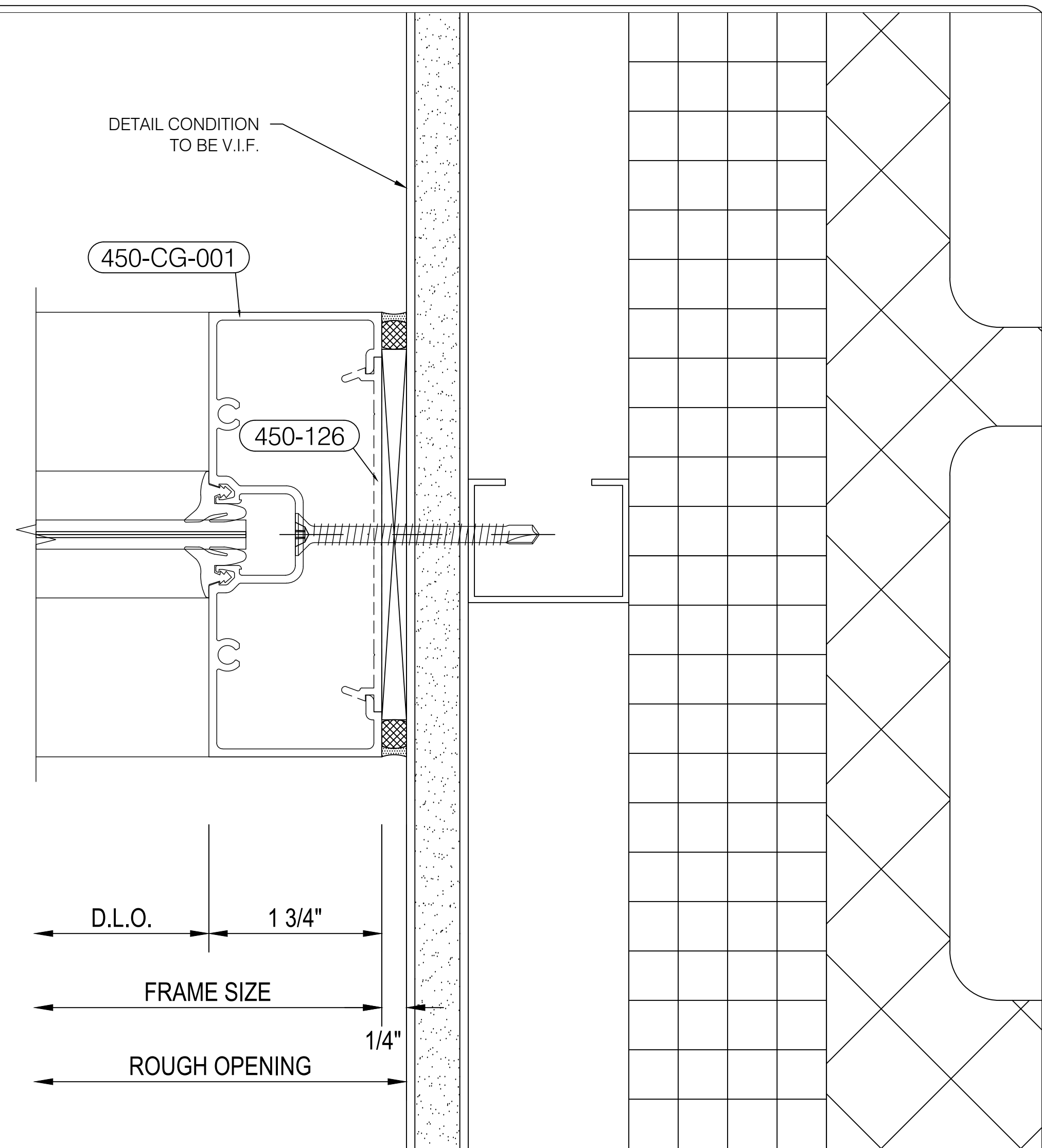


26 Jamb Detail
Scale: 1'-0" = 1'-0" Arch Ref: 8 / A13
Kawneer 450 Series
1 3/4" x 4 1/2" Center Set System



28 Corner Detail
Scale: 1'-0" = 1'-0" Arch Ref: None
Kawneer 450 Series
1 3/4" x 4 1/2" Center Set System

27 Jamb Detail
Scale: 1'-0" = 1'-0" Arch Ref: None
Kawneer 450 Series
1 3/4" x 4 1/2" Center Set System



29 Jamb Detail
Scale: 1'-0" = 1'-0" Arch Ref: 9 / A13
Kawneer 450 Series
1 3/4" x 4 1/2" Center Set System



O'Neil's Glass
3927 New Haven Avenue
Fort Wayne, Indiana 46803
Phone (260) 426-0755 | Fax (260) 426-6814

IMPORTANT
These Shop Drawings are our interpretation of the contract documents. It shall be the responsibility of the General Contractor (or Construction Manager) to review these drawings for compliance with the design intent and Contract Documents. When these drawings are returned with "Approved", "Approved as Noted" or "Reviewed" stamped on them, it shall constitute the General Contractors (or Construction Managers) and Architects agreement that the Shop Drawings do comply with the design intent and the Contract Documents.

DO NOT SCALE PLANS
Copying, Printing, Software and other processes required to produce these prints can stretch or shrink the actual paper or layout. Therefore, scaling of this drawing may be inaccurate. Contact the Glazing Contractor for any additional dimensions or clarifications.

Shop Drawings Prepared By



Charrette Studios Inc.
23581 Donaldson Street
Clinton Township, Michigan 48035
P: 586-790-4329 | F: 586-790-4346

CSI Project Information

Drawn By: Erica Domurat
CSI Project No: 04181987

Architect

Norr
150 W Jefferson Ave
Detroit, MI 48226

General Cntr. or Constuction Mgr.

GLR, Inc
3795 Wyse Rd
Dayton, OH 45414

Issue & Revision Dates

No.	Date	Subject
1	05-12-17	First Submittal

Project Name & Location

CVS #10983

146th St & Ditch Rd
Westfield, IN 46074

Storefront Shop Drawings

Project Information

Project Manager: Carl Sinninger

Drawing Title

Details

Scale: As Noted

Sheet Number

3.07