

Fairfield Medical Center

2400 N. Columbus Street

Lancaster, Ohio 43130

Storefront & Curtain Wall Shop Drawings

Architect

Design Group Inc.
515 E. Main Street
Columbus, Ohio 43215
Ph: (614) 255-0515|Fax: (614) 255-1515

General Contractor or Construction Manager

Welty Building Company Ltd.
3360 Tremont Road, Suite 210
Columbus, Ohio 43221
Ph: (614) 233-9200

Installation Notes:

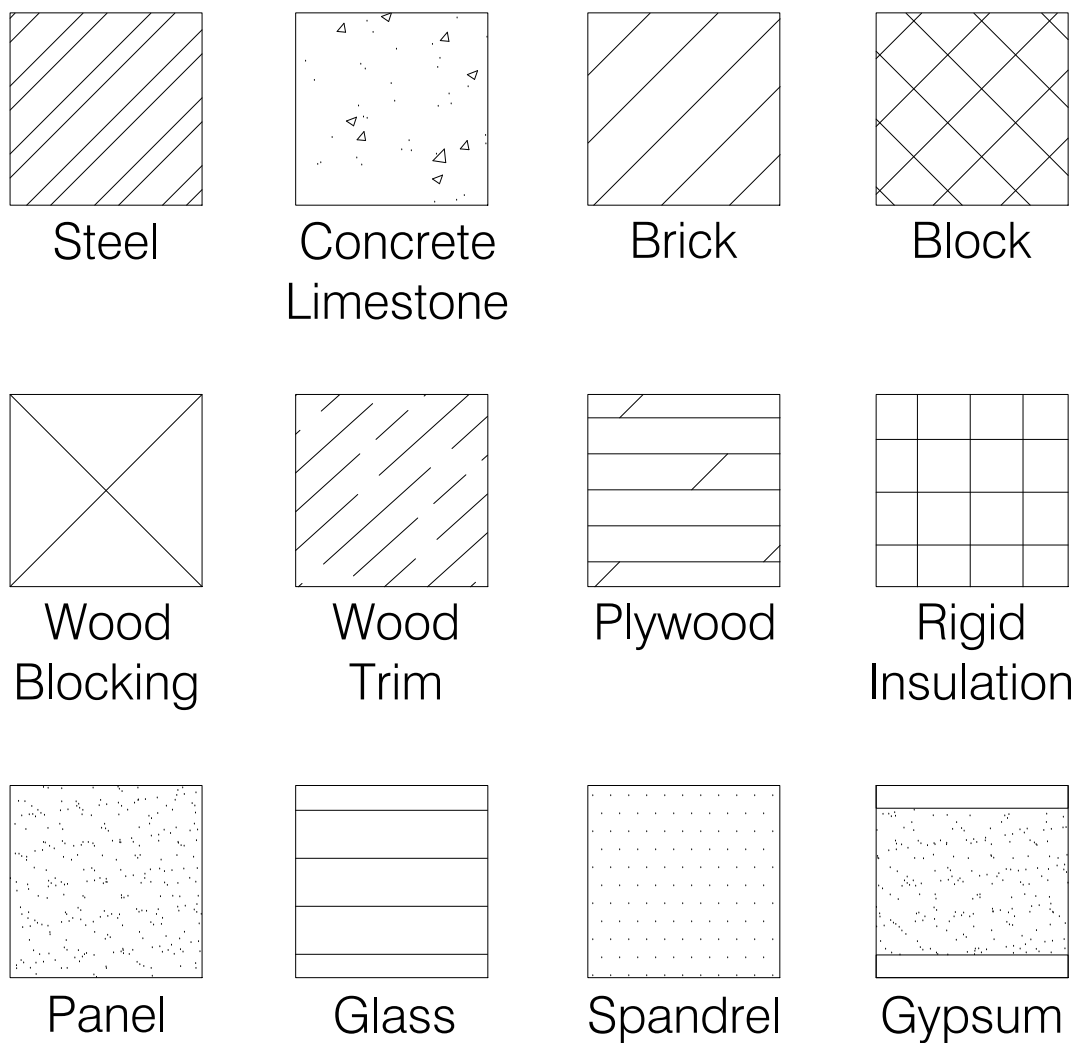
- All dimensions are to be field verified prior to any fabrication or installation of curtain wall, storefront and or window systems, unless guaranteed by the general contractor.
- Fastener types shown on the drawings are for reference only. Actual fastener types may vary due to field conditions as professionally determined by the glazing contractor.
- See manufacturers installation instructions for further information concerning both installation and fabrication.

Professional Engineers Seal

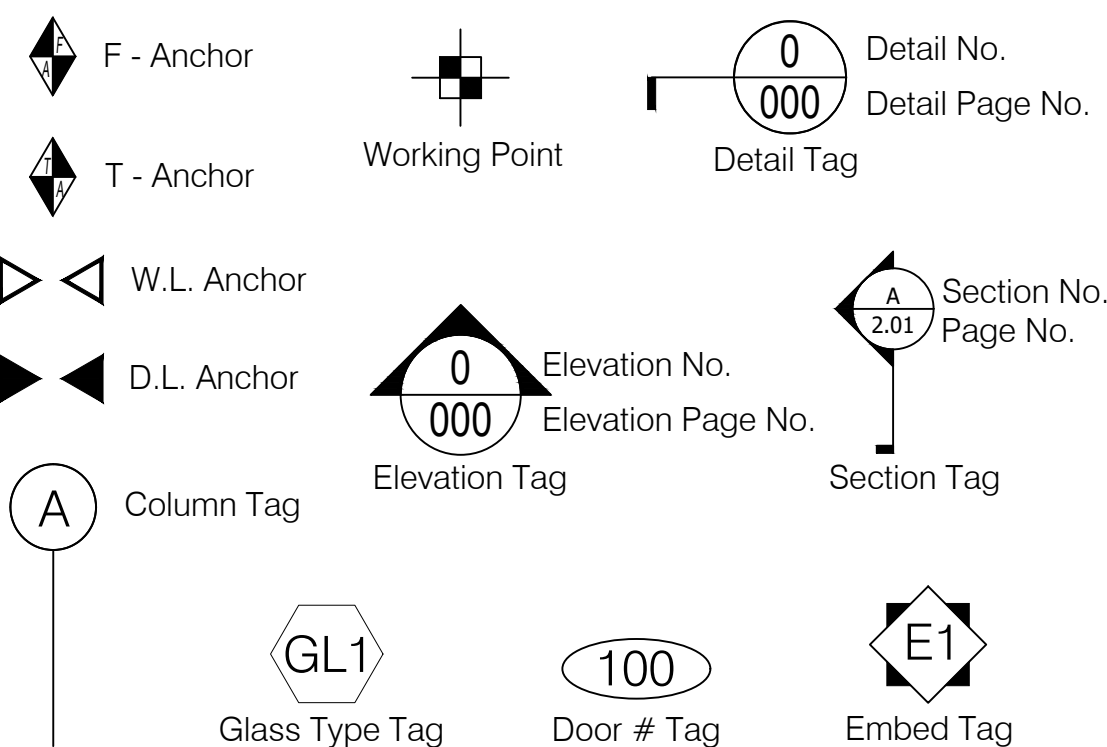
Sheet Index

Cover Page	General Notes
1.01 - 1.04	Floor Plans
2.01 - 2.14	Elevations
3.01 - 3.11	Details
4.01	Door Schedule

Hatch Patterns



Curtain Wall & Storefront Symbols



Abbreviations

R.O. = Rough Opening	W.L. = Wind Load
M.O. = Masonry Opening	D.L. = Dead Load
P.O. = Plaster Opening	T.O.M. = Top of Mullion
F.S. = Frame Size	B.O.M. = Bottom of Mullion
D.L.O. = Day Light Opening	T.O.S. = Top of Steel
D.O. = Door Opening	B.O.S. = Bottom of Steel
W.M. = Window Make	T.O. = Top of
A.D. = Assembled Dimension	TYP. = Typical
V.I.F. = Verify in Field	SIM. = Similar
REF. = Reference	HRDW. = Hardware
F.F. = Finish Floor	OPP. = Opposite
G.C. = General Contractor	O.H. = Opposite Hand
C.M. = Construction Manager	ELEV. = Elevation
N.T.S. = Not to Scale	W.P. = Working Point
CL = Center Line	S.S. = Stainless Steel

Specifications of Items Furnished by Glazing Contractor

Storefront Framing to be:

- Tubelite 400 Series, 2 1/2" x 6" Curtain Wall System
- Tubelite 400 Series, 2 1/2" x 6" SSG Curtain Wall System
- Tubelite 400 Series, 2 1/2" x 7" Curtain Wall System
- Tubelite 400 Series, 2 1/2" x 9" Curtain Wall System
- Tubelite 900 Series, 2 1/4" x 4 1/2" Ribbon Window System
- Tubelite E4500 Series, 1 3/4" x 4 1/2" Center Set Storefront System

Finish to be:

Medium Bronze

Doors to be:

Tubelite Medium Stile Doors w/ 10" Bottom Rail

Hardware to be:

See Separate Submittal

Perimeter Caulking supplied by Richardson Glass

Glass Types to be:

GL1 1" Insulated Clear Heat Strengthened
1/4" Clear Heat Strengthened
1/2" Air Space
1/4" Clear Heat Strengthened

GL1T 1" Insulated Clear Tempered
1/4" Clear Tempered
1/2" Air Space
1/4" Clear Tempered

GL2 1" Insulated Clear Heat Strengthened Acid Etched
1/4" Clear Heat Strengthened
1/2" Air Space
1/4" Clear Heat Strengthened Acid Etched

GL2T 1" Insulated Clear Tempered Acid Etched
1/4" Clear Tempered
1/2" Air Space
1/4" Clear Tempered Acid Etched

GL3 1" Insulated Clear Heat Strengthened
1/4" Clear Heat Strengthened
1/2" Air Space
1/4" Clear Heat Strengthened

GL3T 1" Insulated Clear Tempered
1/4" Clear Tempered
1/2" Air Space
1/4" Clear Tempered

GL4 1/4" Clear Tempered Glass MP 1" Insulated Metal Panel

- ☐ Field Verify All Dimensions
- ☐ General Contractor to hold all Dimensions as shown herein.

Items Furnished By Others

- Coping or Gravel stop trim
- Additional Insulation
- Fire safing insulation/requirements
- Steel studs, furring, or dens glass
- Vapor / Air barriers
- Gypsum board
- Wood blocking unless otherwise noted
- Any items not specifically noted herein



Richardson Glass Service
1165 Mt. Vernon Road
Newark, Ohio 43055
Phone (740) 366-5090 | Fax (740) 366-3299

IMPORTANT
These Shop Drawings are our interpretation of the contract documents. It shall be the responsibility of the General Contractor (or Construction Manager) to review these drawings for compliance with the design intent and Contract Documents. When these drawings are returned with "Approved", "Approved as Noted" or "Reviewed" stamped on them, it shall constitute the General Contractors (or Construction Managers) and Architects agreement that the Shop Drawings do comply with the design intent and the Contract Documents.

DO NOT SCALE PLANS
Copying, Printing, Software and other processes required to produce these prints can stretch or shrink the actual paper or layout. Therefore, scaling of this drawing may be inaccurate. Contact the Glazing Contractor for any additional dimensions or clarifications.

Shop Drawings Prepared By



Charrette Studios Inc.
23581 Donaldson Street
Clinton Township, Michigan 48035
P: 586-790-4329 | F: 586-790-4346

CSI Project Information

Drawn By: Jonathan Beckham
CSI Project No: 03061959

Architect

Design Group Inc.
515 E. Main Street
Columbus, Ohio 43215

General Cntr. or Constuction Mgr.
Welty Building Company Ltd.
3360 Tremont Road, Suite 210
Columbus, Ohio 43221

Issue & Revision Dates

No.	Date	Subject
1	02-28-18	First Submittal
2	04-26-18	Second Submittal
3	05-29-18	Third Submittal
4	06-25-18	Fourth Submittal

Project Name & Location

Fairfield Medical Center

2400 N. Columbus Street
Lancaster, Ohio 43130

Storefront & Curtain Wall
Shop Drawings

Project Information

Project Manager: Nate Clark



Drawing Title

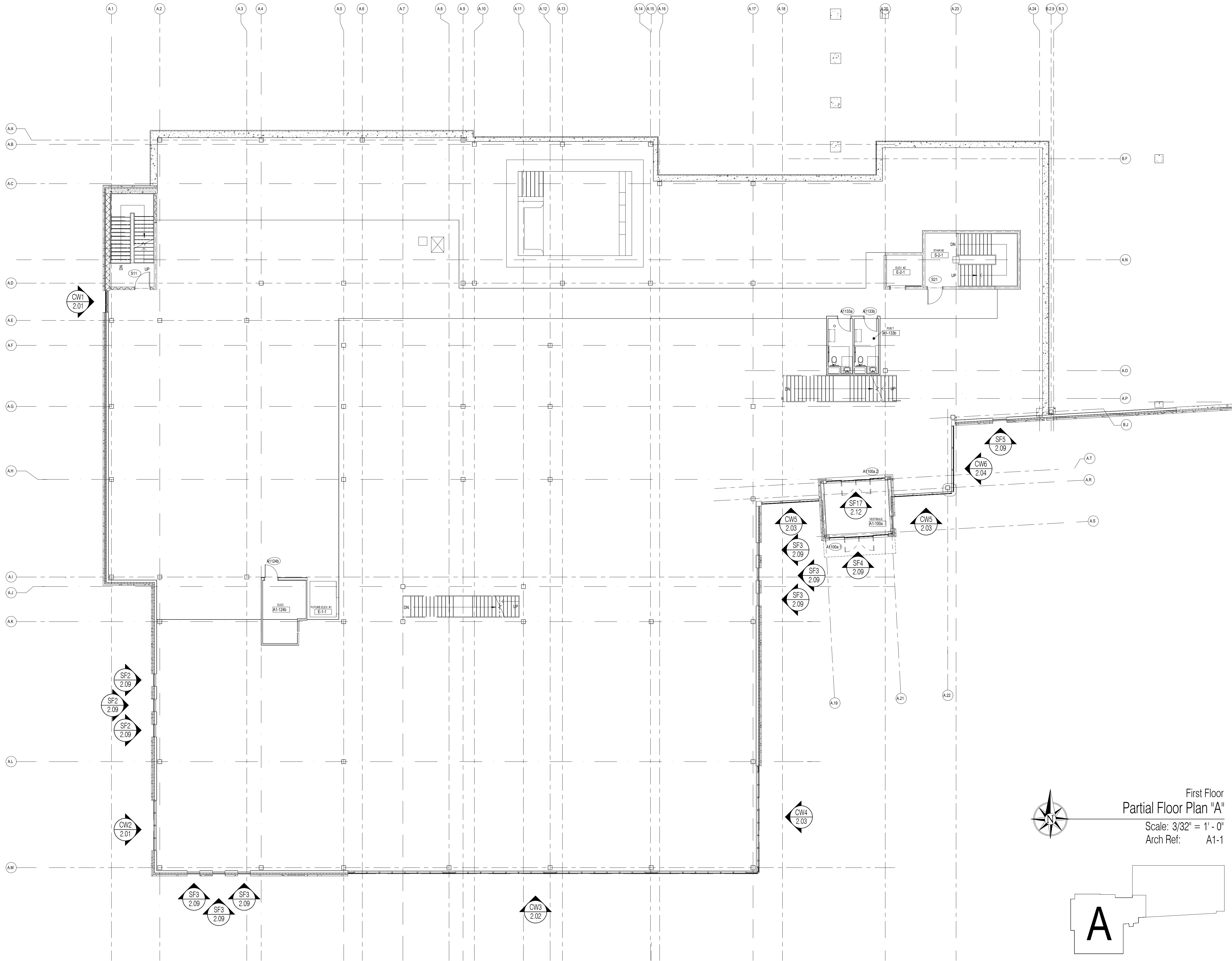
General Notes

Scale:

Sheet Number

Cover Page





First Floor
Partial Floor Plan "A"
Scale: 3/32" = 1' - 0"
Arch Ref: A1-1



Richardson Glass Service
1165 Mt. Vernon Road
Newark, Ohio 43055
Phone (740) 366-5090 | Fax (740) 366-3299

IMPORTANT
These Shop Drawings are our interpretation of the contract documents. It shall be the responsibility of the General Contractor (or Construction Manager) to review these drawings for compliance with the design intent and Contract Documents. When these drawings are returned with "Approved", "Approved as Noted" or "Reviewed" stamped on them, it shall constitute the General Contractors (or Construction Managers) and Architects agreement that the Shop Drawings do comply with the design intent and the Contract Documents.

DO NOT SCALE PLANS
Copying, Printing, Software and other processes required to produce these prints can stretch or shrink the actual paper or layout. Therefore, scaling of this drawing may be inaccurate. Contact the Glazing Contractor for any additional dimensions or clarifications.

Shop Drawings Prepared By



Charrette Studios Inc.
23581 Donaldson Street
Clinton Township, Michigan 48035
P: 586-790-4329 | F: 586-790-4346

CSI Project Information
Drawn By: Jonathan Beckham
CSI Project No: 03061959

Architect
Design Group Inc.
515 E. Main Street
Columbus, Ohio 43215

General Cntr. or Constuction Mgr.
Wetty Building Company Ltd.
3360 Tremont Road, Suite 210
Columbus, Ohio 43221

No.	Date	Subject
1	02-28-18	First Submittal
2	04-26-18	Second Submittal
3	05-29-18	Third Submittal
4	06-25-18	Fourth Submittal

Project Name & Location

Fairfield Medical Center

2400 N. Columbus Street
Lancaster, Ohio 43130

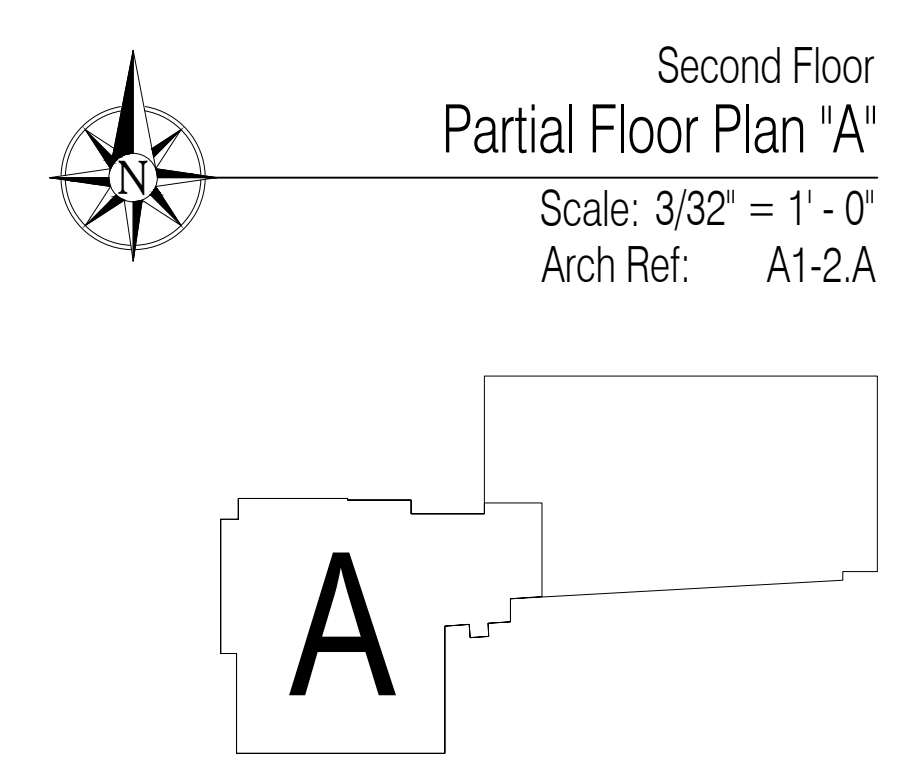
Storefront & Curtain Wall
Shop Drawings

Project Information
Project Manager: Nate Clark

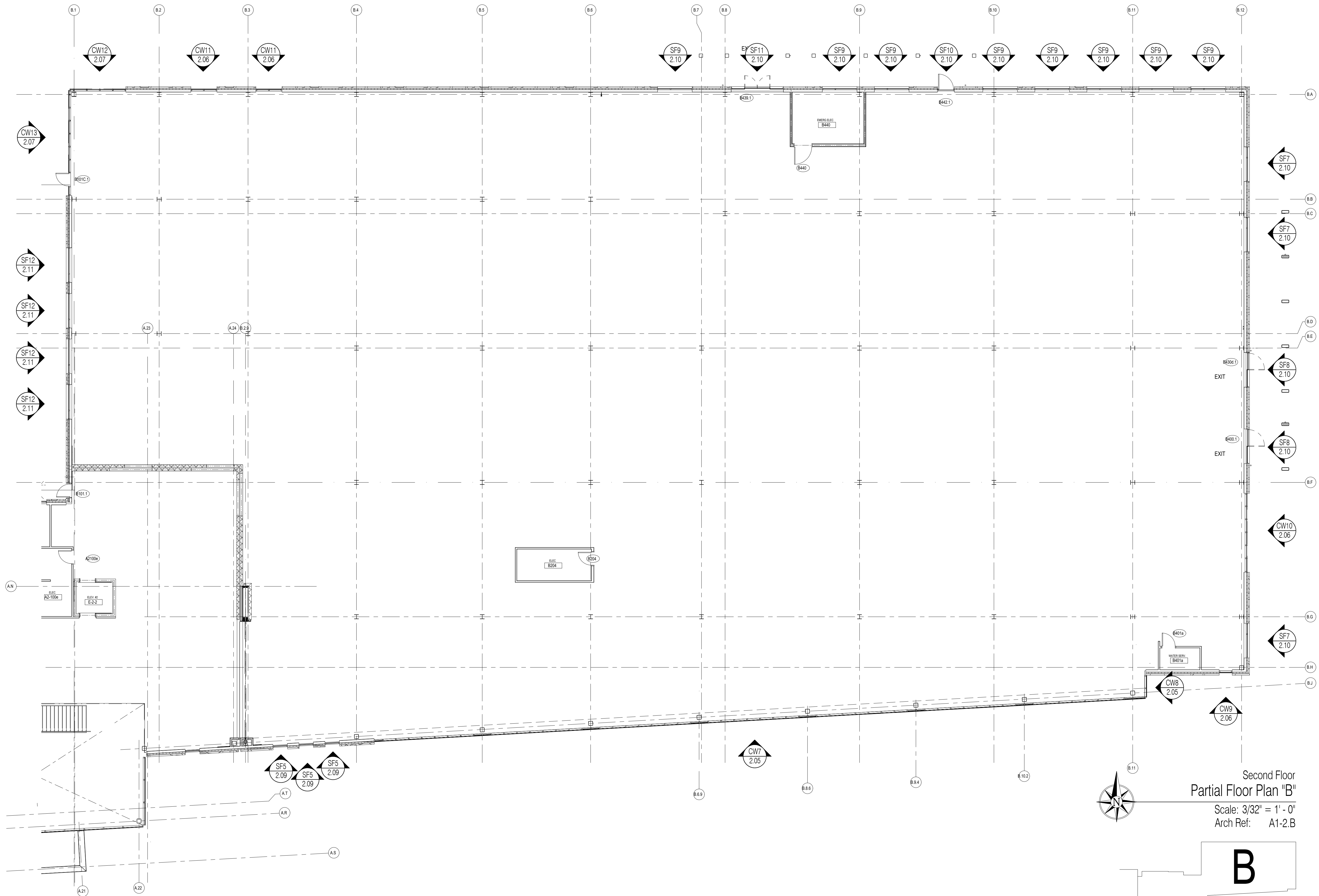
Drawing Title
Floor Plans

Scale: As Noted

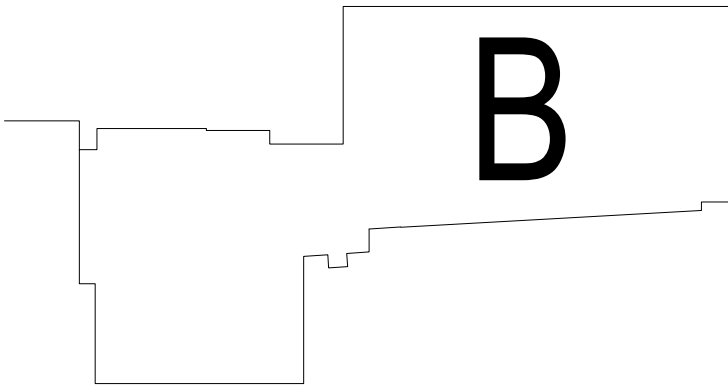
Sheet Number
1.02



1.03



Second Floor
Partial Floor Plan "B"
Scale: 3/32" = 1' - 0"
Arch Ref: A1-2.B



Richardson Glass Service
1165 Mt. Vernon Road
Newark, Ohio 43055
Phone (740) 366-5090 | Fax (740) 366-3299

IMPORTANT
These Shop Drawings are our interpretation of the contract documents. It shall be the responsibility of the General Contractor (or Construction Manager) to review these drawings for compliance with the design intent and Contract Documents. When these drawings are returned with "Approved", "Approved as Noted" or "Reviewed" stamped on them, it shall constitute the General Contractors (or Construction Managers) and Architects agreement that the Shop Drawings do comply with the design intent and the Contract Documents.

DO NOT SCALE PLANS
Copying, Printing, Software and other processes required to produce these prints can stretch or shrink the actual paper or layout. Therefore, scaling of this drawing may be inaccurate. Contact the Glazing Contractor for any additional dimensions or clarifications.

Shop Drawings Prepared By



Charrette Studios Inc.
23581 Donaldson Street
Clinton Township, Michigan 48035
P: 586-790-4329 | F: 586-790-4346

CSI Project Information
Drawn By: Jonathan Beckham
CSI Project No: 03061959

Architect
Design Group Inc.
515 E. Main Street
Columbus, Ohio 43215

General Cntr. or Constuction Mgr.
Wetly Building Company Ltd.
3360 Tremont Road, Suite 210
Columbus, Ohio 43221

Issue & Revision Dates		
No.	Date	Subject
1	02-28-18	First Submittal
2	04-26-18	Second Submittal
3	05-29-18	Third Submittal
4	06-25-18	Fourth Submittal

Project Name & Location

Fairfield Medical Center

2400 N. Columbus Street
Lancaster, Ohio 43130

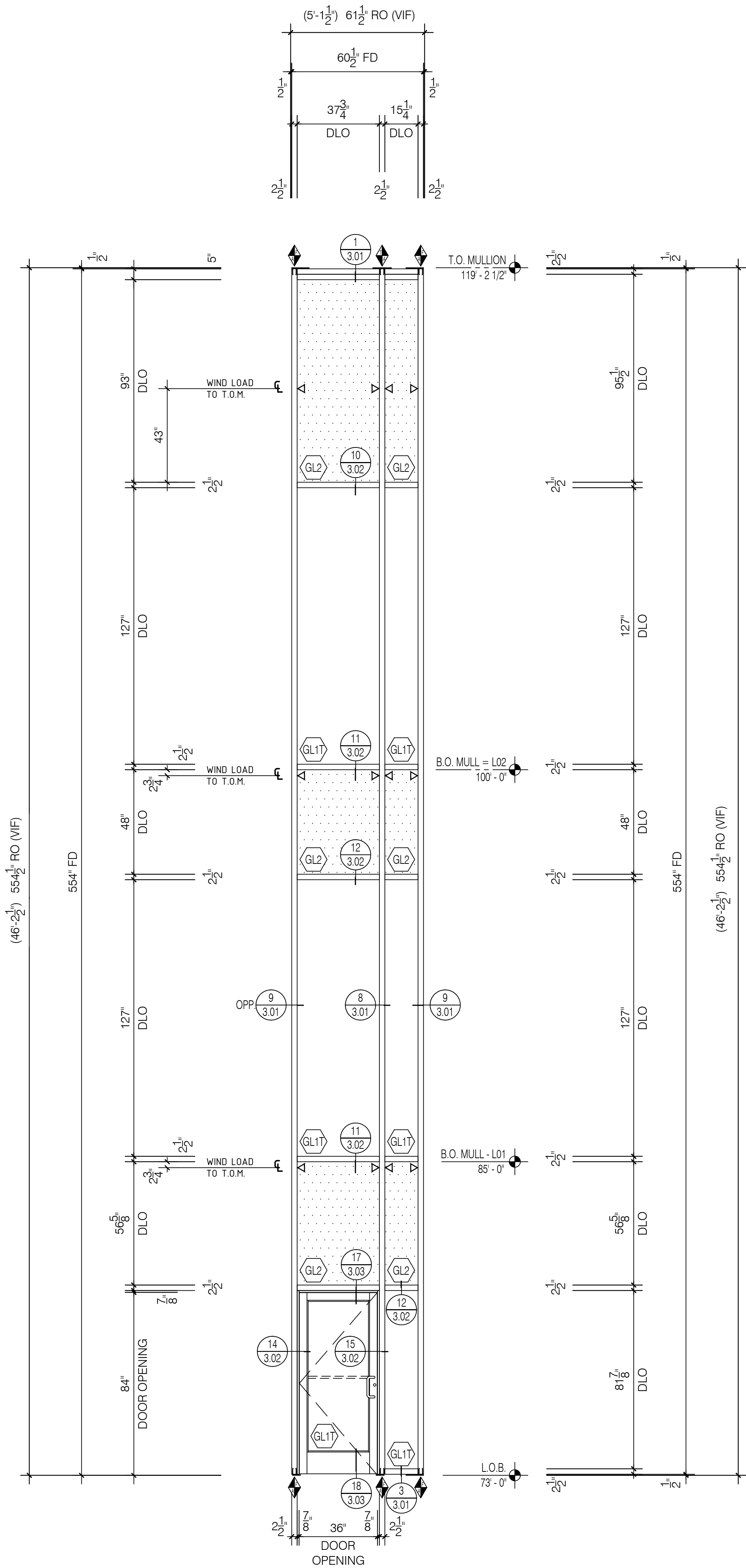
Storefront & Curtain Wall
Shop Drawings

Project Information
Project Manager: Nate Clark

Drawing Title
Floor Plans

Scale: As Noted

Sheet Number
1.04



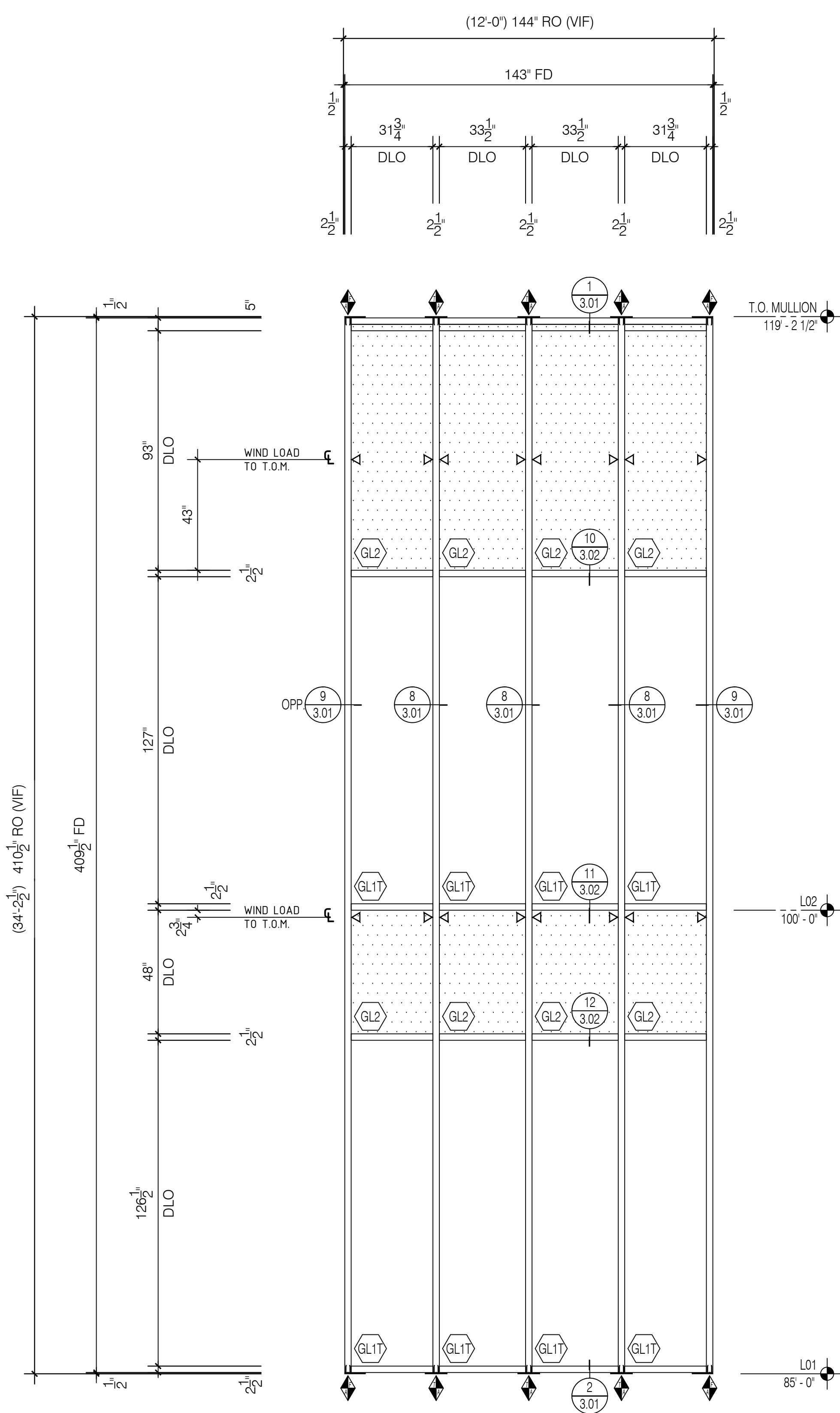
CW1

Tubelite 400 Series
2 1/2" x 6" Curtainwall
Medium Stile Doors w/ 10" Bottom Rails

Total: 1 Thus

Curtainwall
Elevation

Scale: 3/8" = 1' - 0"
Arch Ref: 1/ A3-2
Door #AB100



CW2

Tubelite 400 Series
2 1/2" x 6" Curtainwall

Total: 1 Thus

Curtainwall
Elevation

Scale: 3/8" = 1' - 0"
Arch Ref: 1/ A3-2

RICHARDSON
GLASS SERVICE

Richardson Glass Service
1165 Mt. Vernon Road
Newark, Ohio 43055
Phone (740) 366-5090 | Fax (740) 366-3299

IMPORTANT
These Shop Drawings are our interpretation of the contract documents. It shall be the responsibility of the General Contractor (or Construction Manager) to review these drawings for compliance with the design intent and Contract Documents. When these drawings are returned with "Approved", "Approved as Noted" or "Reviewed" stamped on them, it shall constitute the General Contractors (or Construction Managers) and Architects agreement that the Shop Drawings do comply with the design intent and the Contract Documents.

DO NOT SCALE PLANS
Copying, Printing, Software and other processes required to produce these prints can stretch or shrink the actual paper or layout. Therefore, scaling of this drawing may be inaccurate. Contact the Glazing Contractor for any additional dimensions or clarifications.

Shop Drawings Prepared By



Charrette Studios Inc.
23581 Donaldson Street
Clinton Township, Michigan 48035
P: 586-790-4329 | F: 586-790-4346

CSI Project Information
Drawn By: Jonathan Beckham
CSI Project No: 03061959

Architect
Design Group Inc.
515 E. Main Street
Columbus, Ohio 43215

General Cntr. or Constuction Mgr.
Wetty Building Company Ltd.
3360 Tremont Road, Suite 210
Columbus, Ohio 43221

Issue & Revision Dates		
No.	Date	Subject
1	02-28-18	First Submittal
2	04-26-18	Second Submittal
3	05-29-18	Third Submittal
4	06-25-18	Fourth Submittal

Project Name & Location

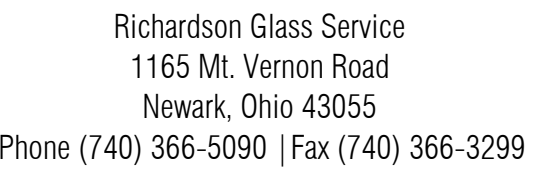
Fairfield Medical Center
2400 N. Columbus Street
Lancaster, Ohio 43130
Storefront & Curtain Wall
Shop Drawings

Project Information
Project Manager: Nate Clark

Drawing Title
Elevations

Scale: As Noted

Sheet Number
2.01



IMPORTANT

These Shop Drawings are our interpretation of the contract documents. It shall be the responsibility of the General Contractor (or Construction Manager) to review these drawings for compliance with the design intent and Contract Documents. When these drawings are returned with "Approved", "Approved as Noted" or "Reviewed" stamped on them, it shall constitute the General Contractors (Construction Managers) and Architects agreement that the Shop Drawings do comply with the design intent and the Contract Documents.

DO NOT SCALE PLANS
Copying, Printing, Software and other processes required to produce these prints can stretch or shrink the actual paper or layout.
Therefore, scaling of this drawing may be inaccurate. Contact the Glazing Contractor for any additional dimensions or clarifications.

Shop Drawings Prepared By



Charrette Studios Inc.
23581 Donaldson Street
Clinton Township, Michigan 48035
P: 586-790-4329 | F: 586-790-4346

CSI Project Information

Drawn By: Jonathan Beckham
SI Project No: 03061959

Architect
Design Group Inc.
515 E. Main Street
Columbus, Ohio 43215

General Cntr. or Constuction Mgr.
Welty Building Company Ltd.
3360 Tremont Road, Suite 210
Columbus, Ohio 43221

Issue & Revision Dates		
No.	Date	Subject
1	02-28-18	First Submittal
2	04-26-18	Second Submittal
3	05-29-18	Third Submittal
4	06-25-18	Fourth Submittal

Project Name & Location

Fairfield Medical Center
400 N. Columbus Street
Lancaster, Ohio 43130

Storefront & Curtain Wall Shop Drawings

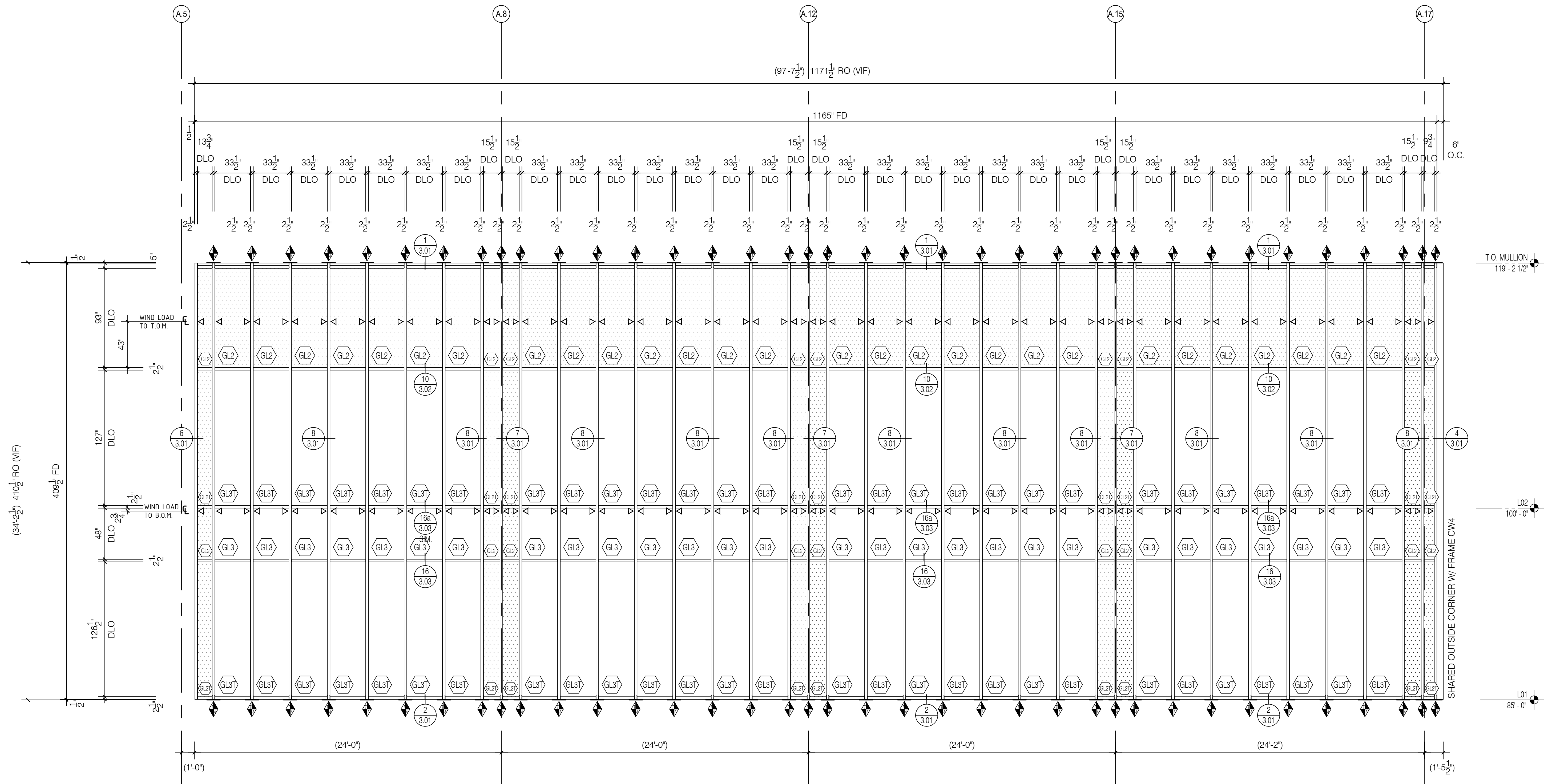
Project Information
Manager: Nate Clark

Drawing Title
Elevations

Scale: As Noted

Sheet Number

2.02



CW3

Tubelite 400 Series
2 1/2" x 6" Curtainwall

Total: 1 Thus

Curtainwall Elevation

Scale: $1/4" = 1' - 0"$
Arch Ref: 5/ A3-2

2.02



IMPORTANT

These Shop Drawings are our interpretation of the contract documents. It shall be the responsibility of the General Contractor (or Construction Manager) to review these drawings for compliance with the design intent and Contract Documents.

When these drawings are returned with "Approved", "Approved as Noted" or "Reviewed" stamped on them, it shall constitute the General Contractors (or Construction Managers) and Architects agreement that the Shop Drawings do comply with the design intent and the Contract Documents.

DO NOT SCALE PLANS
Copying, Printing, Software and other processes required to produce these prints can stretch or shrink the actual paper or layout.
Therefore, scaling of this drawing may be inaccurate. Contact the Glazing Contractor for any additional dimensions or clarifications.

Shop Drawings Prepared By



Charrette Studios Inc.
23581 Donaldson Street
Clinton Township, Michigan 48035
P: 586-790-4329 | F: 586-790-4346

CSI Project Information
 Drawn By: Jonathan Beckham
 CSI Project No: 03061959

Architect
Design Group Inc.
515 E. Main Street
Columbus, Ohio 43215

General Cntr. or Constuction Mgr.
Welty Building Company Ltd.
3360 Tremont Road, Suite 210
Columbus, Ohio 43221

Issue & Revision Dates		
No.	Date	Subject
1	02-28-18	First Submittal
2	04-26-18	Second Submittal
3	05-29-18	Third Submittal
4	06-25-18	Fourth Submittal

Project Name & Location

Fairfield Medical Center
2400 N. Columbus Street
Lancaster, Ohio 43130

Storefront & Curtain Wall
Shop Drawings

Project Information
Project Manager: Nate Clark

Drawing Title
Elevations

Scale: As Noted

Sheet Number

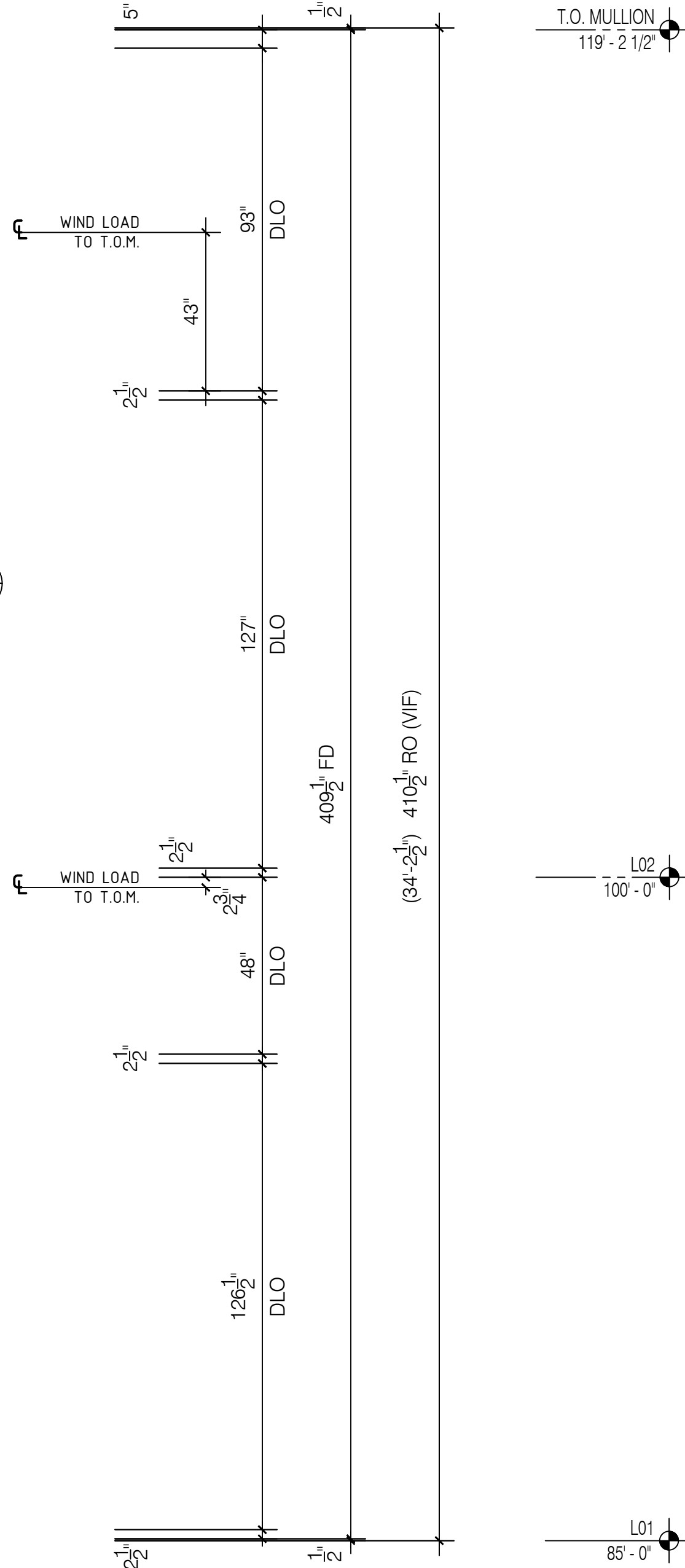
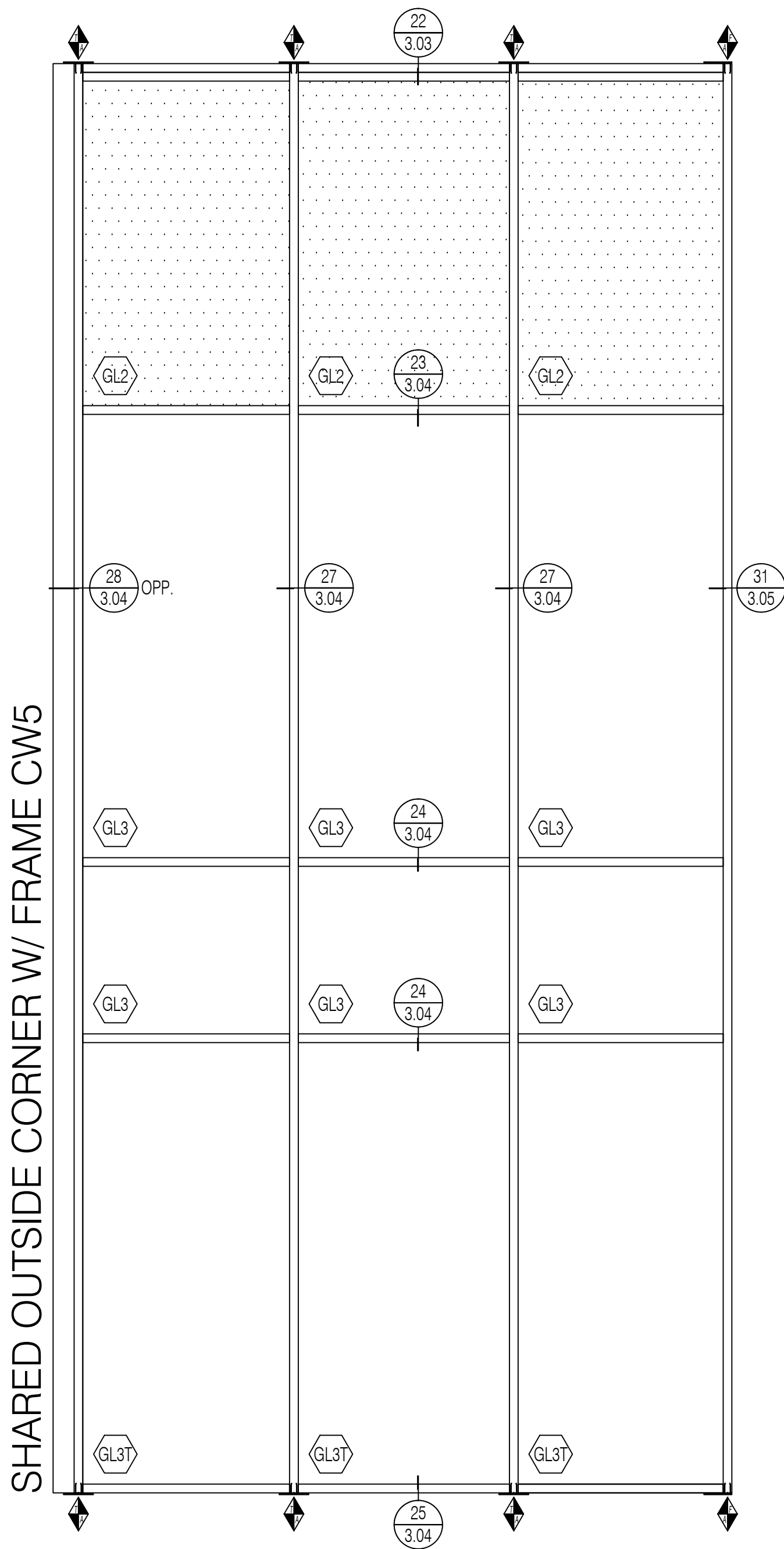
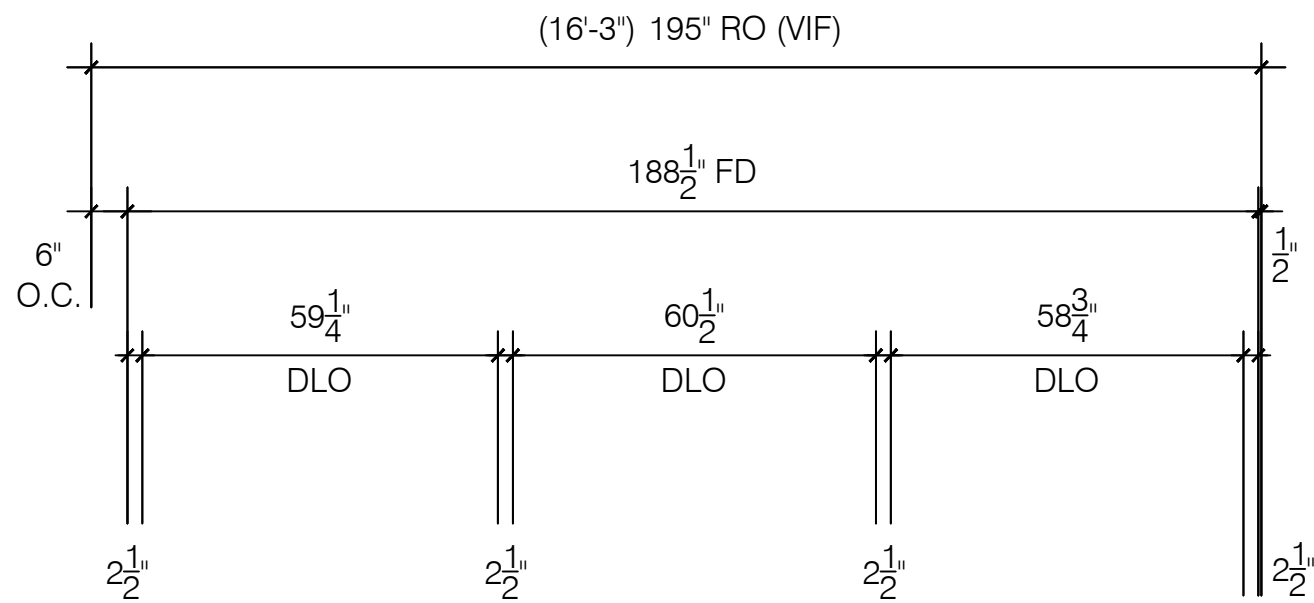
2.03



Total: 1 Thus



Total: 1 Thus



CW6

Tubelite 400 Series
2 1/2" x 7" Curtainwall

Curtainwall
Elevation

Scale: 3/8" = 1' - 0"
Arch Ref: 1/ A3-1

Total: 1 Thus

RICHARDSON
GLASS SERVICE

Richardson Glass Service
1165 Mt. Vernon Road
Newark, Ohio 43055
Phone (740) 366-5090 | Fax (740) 366-3299

IMPORTANT
These Shop Drawings are our interpretation of the contract documents. It shall be the responsibility of the General Contractor (or Construction Manager) to review these drawings for compliance with the design intent and Contract Documents. When these drawings are returned with "Approved", "Approved as Noted" or "Reviewed" stamped on them, it shall constitute the General Contractors (or Construction Managers) and Architects agreement that the Shop Drawings do comply with the design intent and the Contract Documents.

DO NOT SCALE PLANS
Copying, Printing, Software and other processes required to produce these prints can stretch or shrink the actual paper or layout. Therefore, scaling of this drawing may be inaccurate. Contact the Glazing Contractor for any additional dimensions or clarifications.

Shop Drawings Prepared By



Charrette Studios Inc.
23581 Donaldson Street
Clinton Township, Michigan 48035
P: 586-790-4329 | F: 586-790-4346

CSI Project Information

Drawn By: Jonathan Beckham
CSI Project No: 03061959

Architect
Design Group Inc.
515 E. Main Street
Columbus, Ohio 43215

General Cntr. or Constuction Mgr.
Wetly Building Company Ltd.
3360 Tremont Road, Suite 210
Columbus, Ohio 43221

Issue & Revision Dates

No.	Date	Subject
1	02-28-18	First Submittal
2	04-26-18	Second Submittal
3	05-29-18	Third Submittal
4	06-25-18	Fourth Submittal

Project Name & Location

Fairfield Medical Center
2400 N. Columbus Street
Lancaster, Ohio 43130

Storefront & Curtain Wall
Shop Drawings

Project Information

Project Manager: Nate Clark

Drawing Title
Elevations

Scale: As Noted

Sheet Number

2.04

Total: 1 Thus

Total: 1 Thus

Arch Ref: 1/ A3-1

2.05



Richardson Glass Service
1165 Mt. Vernon Road
Newark, Ohio 43055
Phone (740) 366-5090 | Fax (740) 366-3299

IMPORTANT
These Shop Drawings are our interpretation of the contract documents. It shall be the responsibility of the General Contractor (or Construction Manager) to review these drawings for compliance with the design intent and Contract Documents. When these drawings are returned with "Approved", "Approved as Noted" or "Reviewed" stamped on them, it shall constitute the General Contractors (or Construction Managers) and Architects agreement that the Shop Drawings do comply with the design intent and the Contract Documents.

DO NOT SCALE PLANS
Copying, Printing, Software and other processes required to produce these prints can stretch or shrink the actual paper or layout. Therefore, scaling of this drawing may be inaccurate. Contact the Glazing Contractor for any additional dimensions or clarifications.

Shop Drawings Prepared By



Charrette Studios Inc.
23581 Donaldson Street
Clinton Township, Michigan 48035
P: 586-790-4329 | F: 586-790-4346

CSI Project Information
Drawn By: Jonathan Beckham
CSI Project No: 03061959

Architect
Design Group Inc.
515 E. Main Street
Columbus, Ohio 43215

General Cntr. or Constuction Mgr.
Wetly Building Company Ltd.
3360 Tremont Road, Suite 210
Columbus, Ohio 43221

Issue & Revision Dates		
No.	Date	Subject
1	02-28-18	First Submittal
2	04-26-18	Second Submittal
3	05-29-18	Third Submittal
4	06-25-18	Fourth Submittal

Project Name & Location

Fairfield Medical Center

2400 N. Columbus Street
Lancaster, Ohio 43130

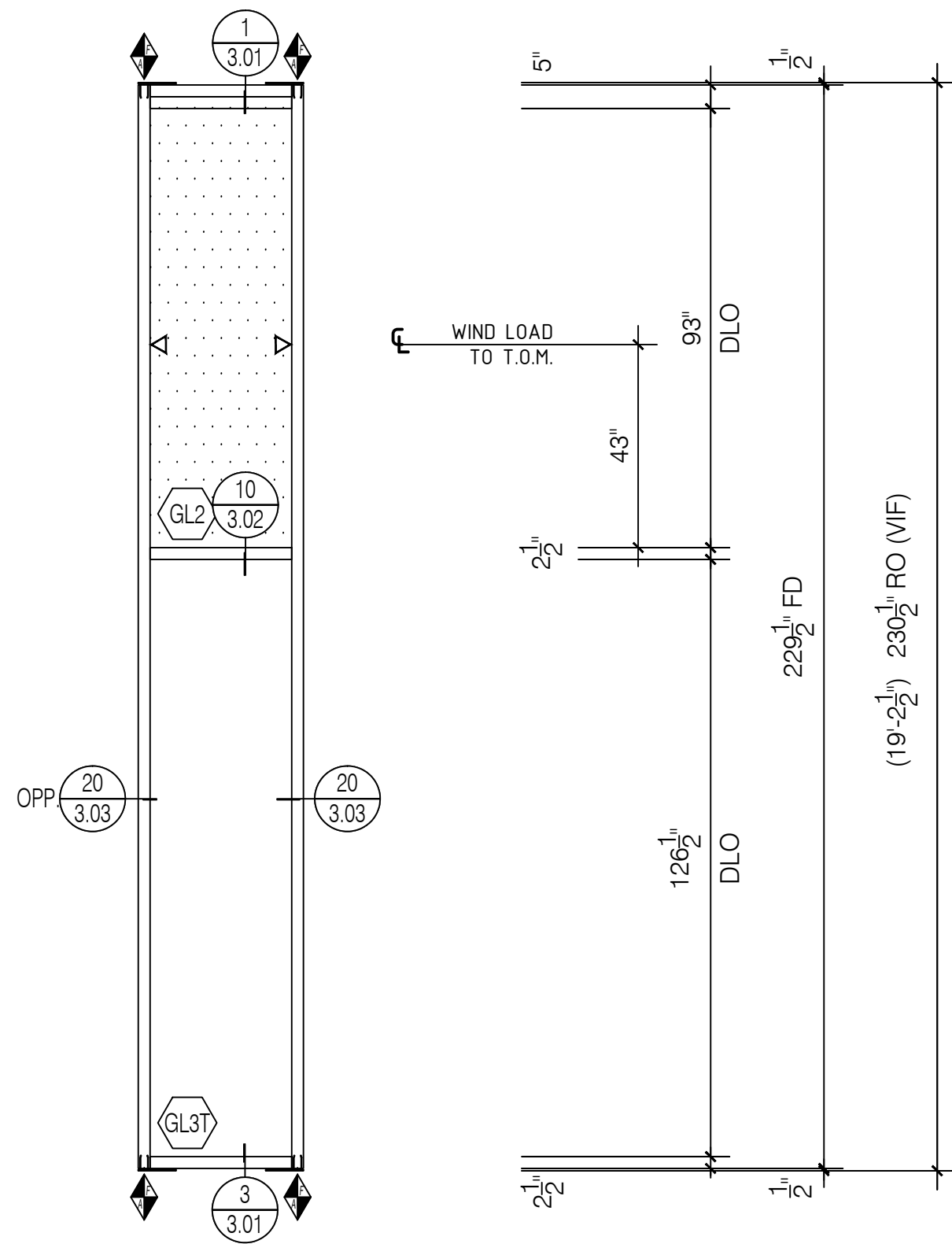
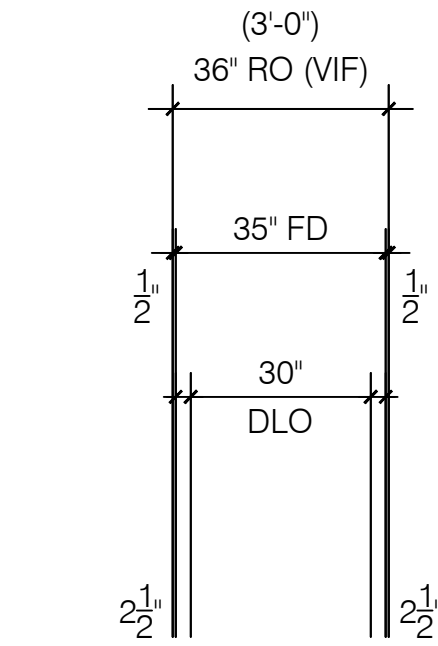
Storefront & Curtain Wall
Shop Drawings

Project Information
Project Manager: Nate Clark

Drawing Title
Elevations

Scale: As Noted

Sheet Number
2.06



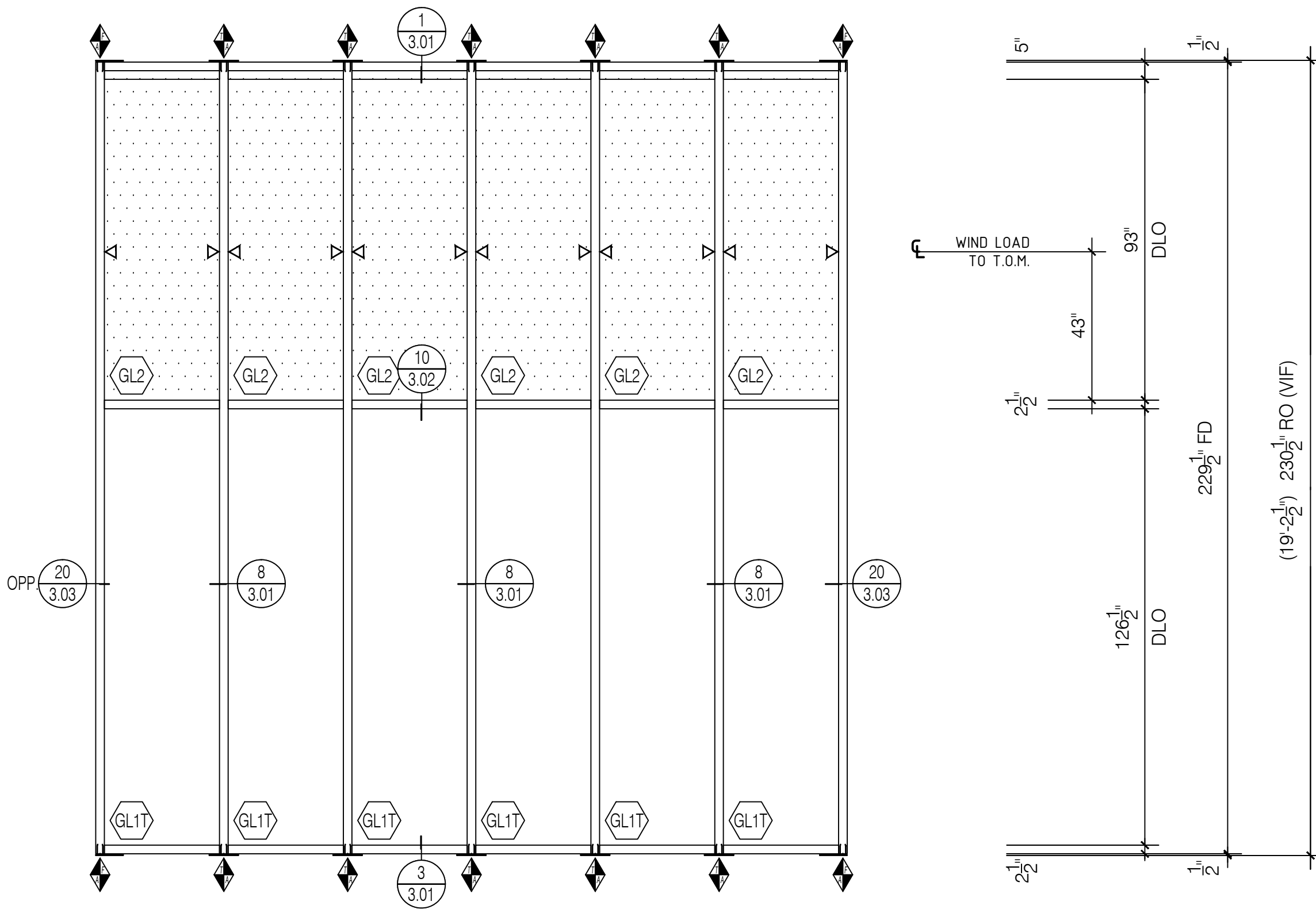
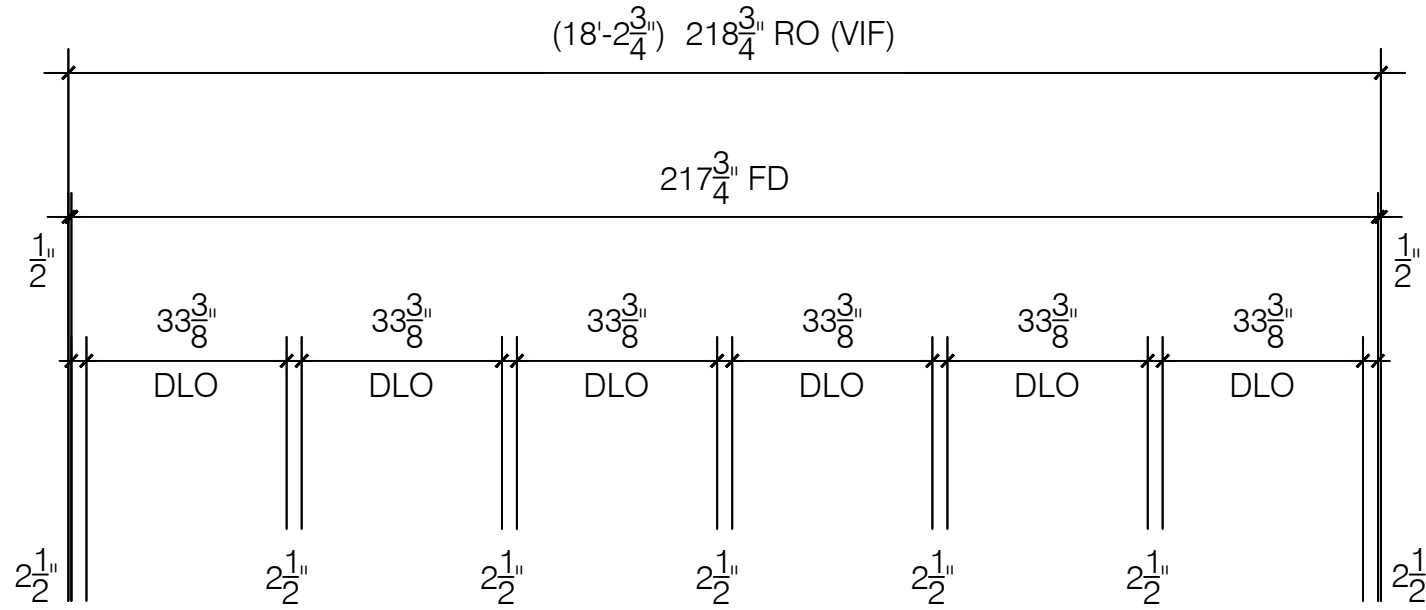
CW9

Tubelite 400 Series
2 1/2" x 6" Curtainwall

Curtainwall
Elevation

Scale: 3/8" = 1' - 0"
Arch Ref: 3/ A3-2

Total: 1 Thus



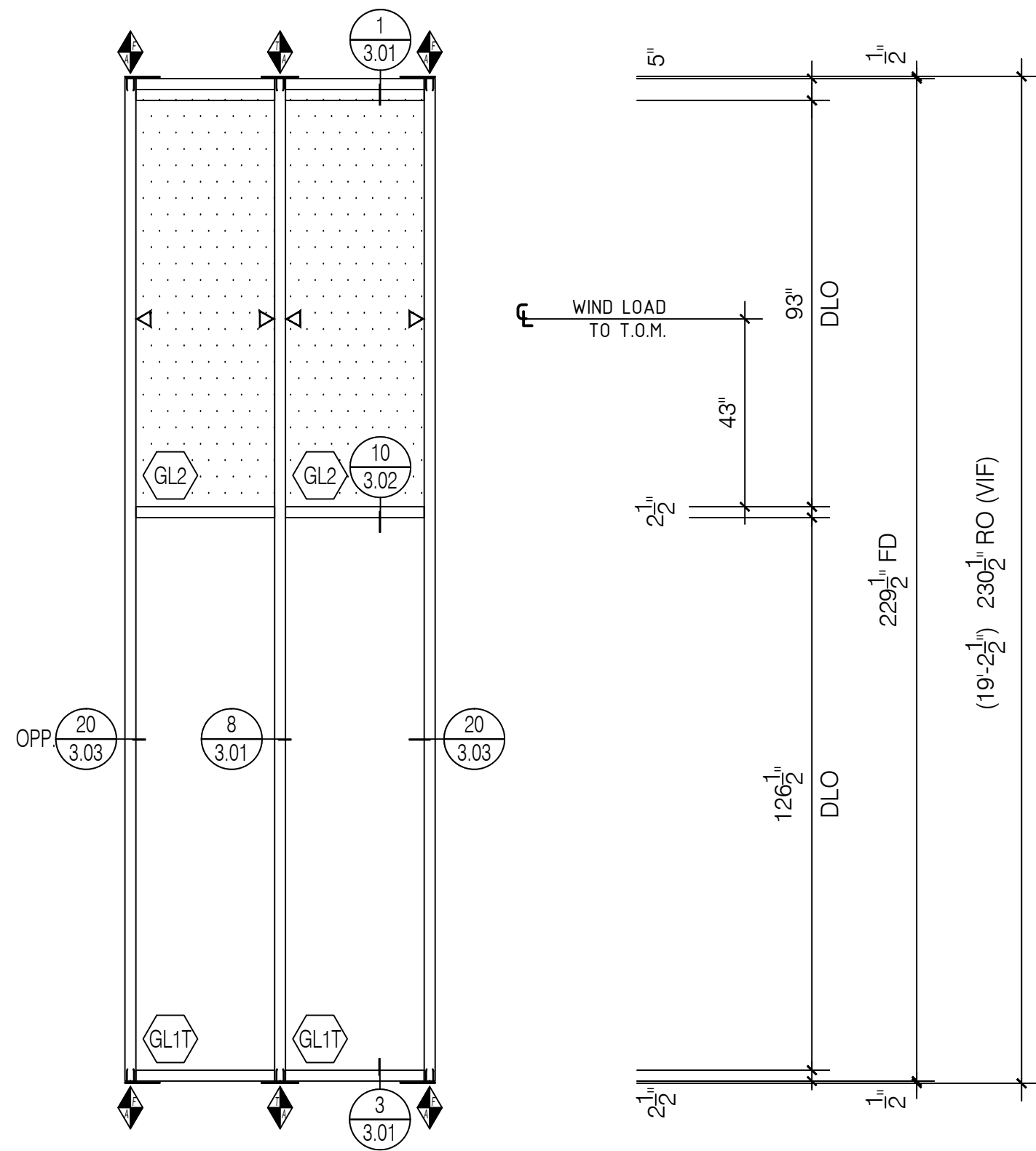
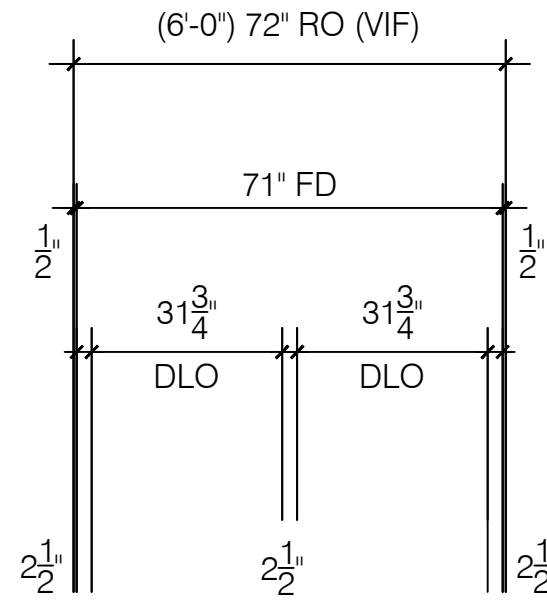
CW10

Tubelite 400 Series
2 1/2" x 6" Curtainwall

Curtainwall
Elevation

Scale: 3/8" = 1' - 0"
Arch Ref: 1/ A3-1

Total: 1 Thus



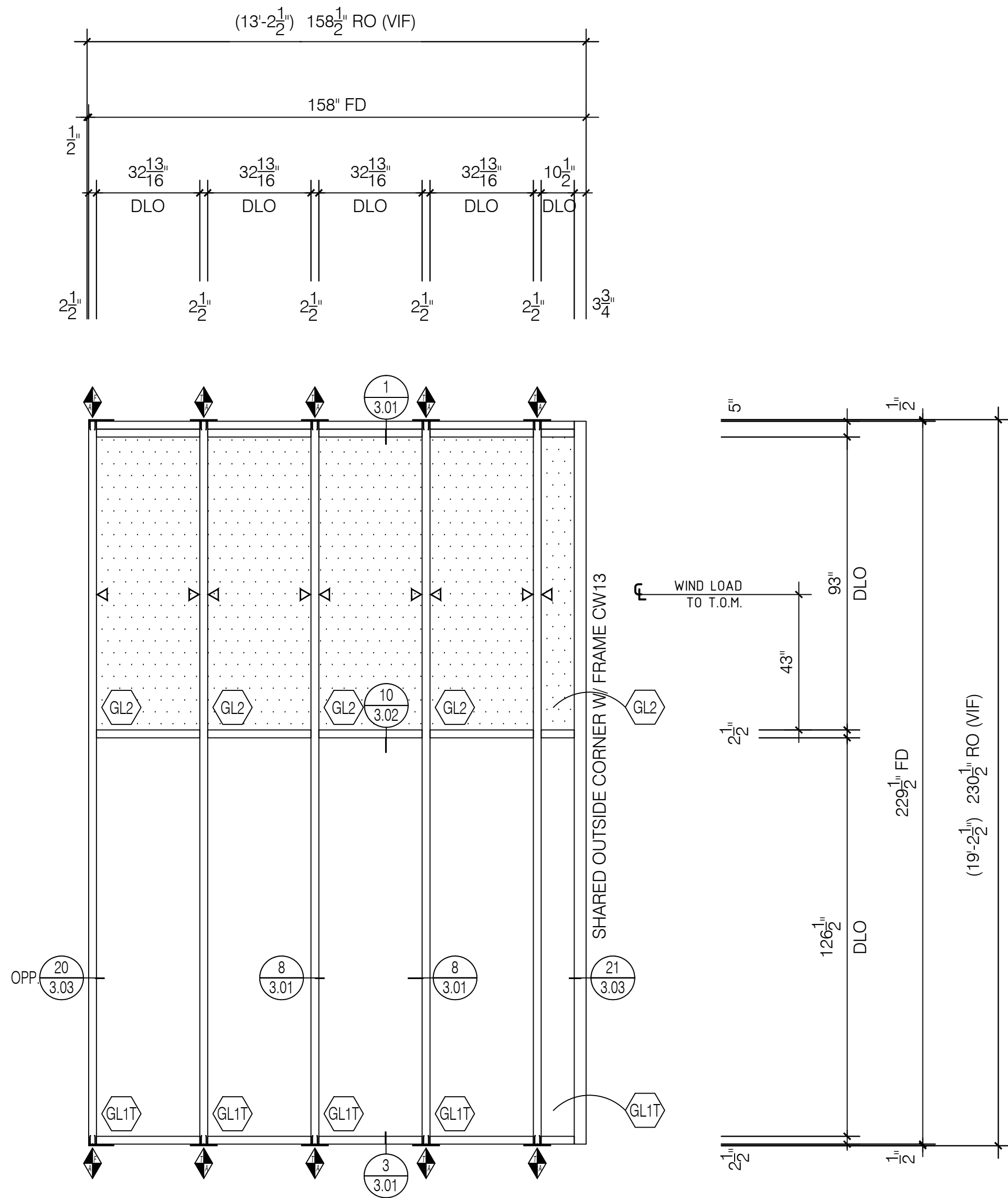
CW11

Tubelite 400 Series
2 1/2" x 6" Curtainwall

Curtainwall
Elevation

Scale: 3/8" = 1' - 0"
Arch Ref: 2/ A3-1

Total: 2 Thus



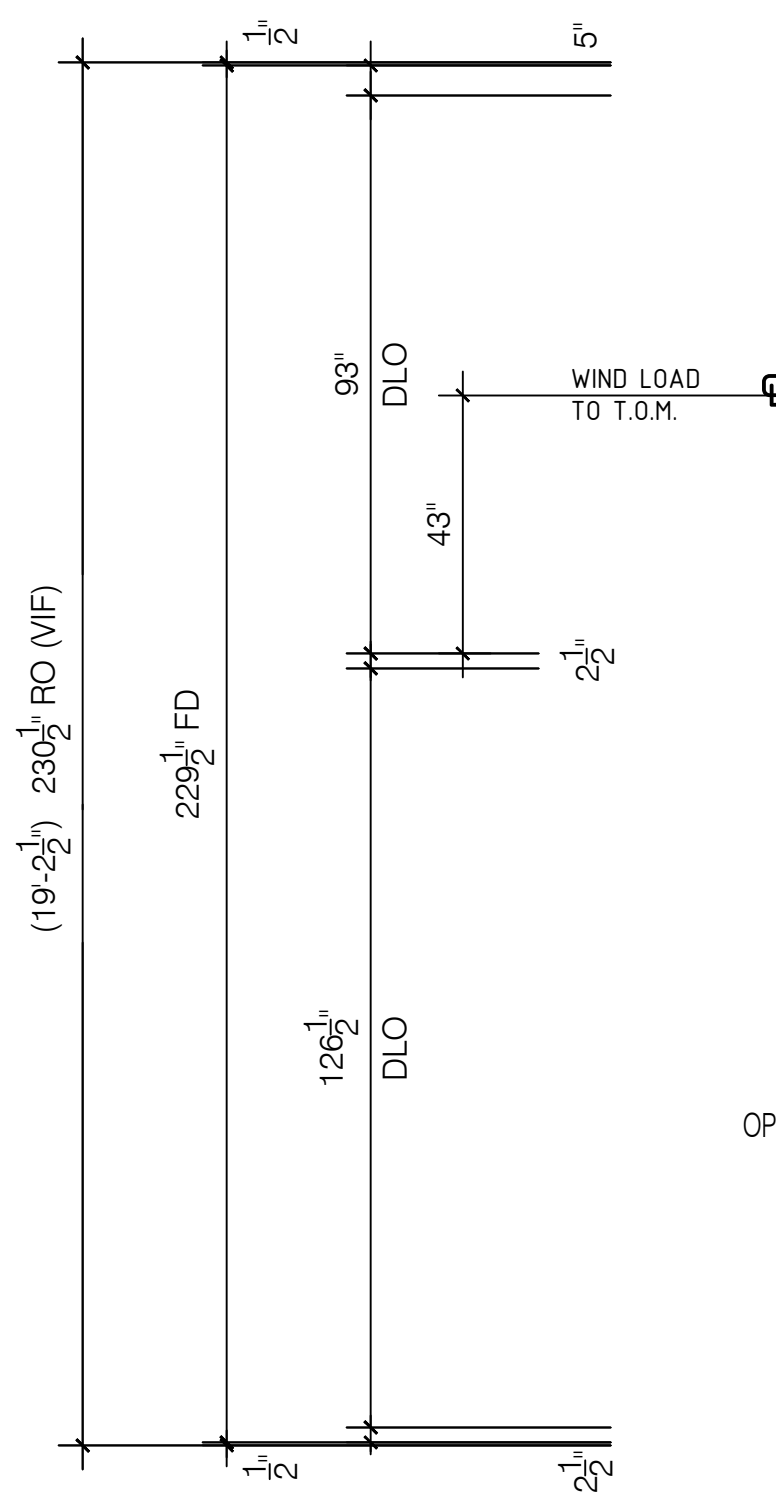
CW12

Curtainwall
Elevation

Tubelite 400 Series
2 1/2" x 6" Curtainwall

Scale: 3/8" = 1' - 0"
Arch Ref: 2/ A3-1

Total: 1 Thus



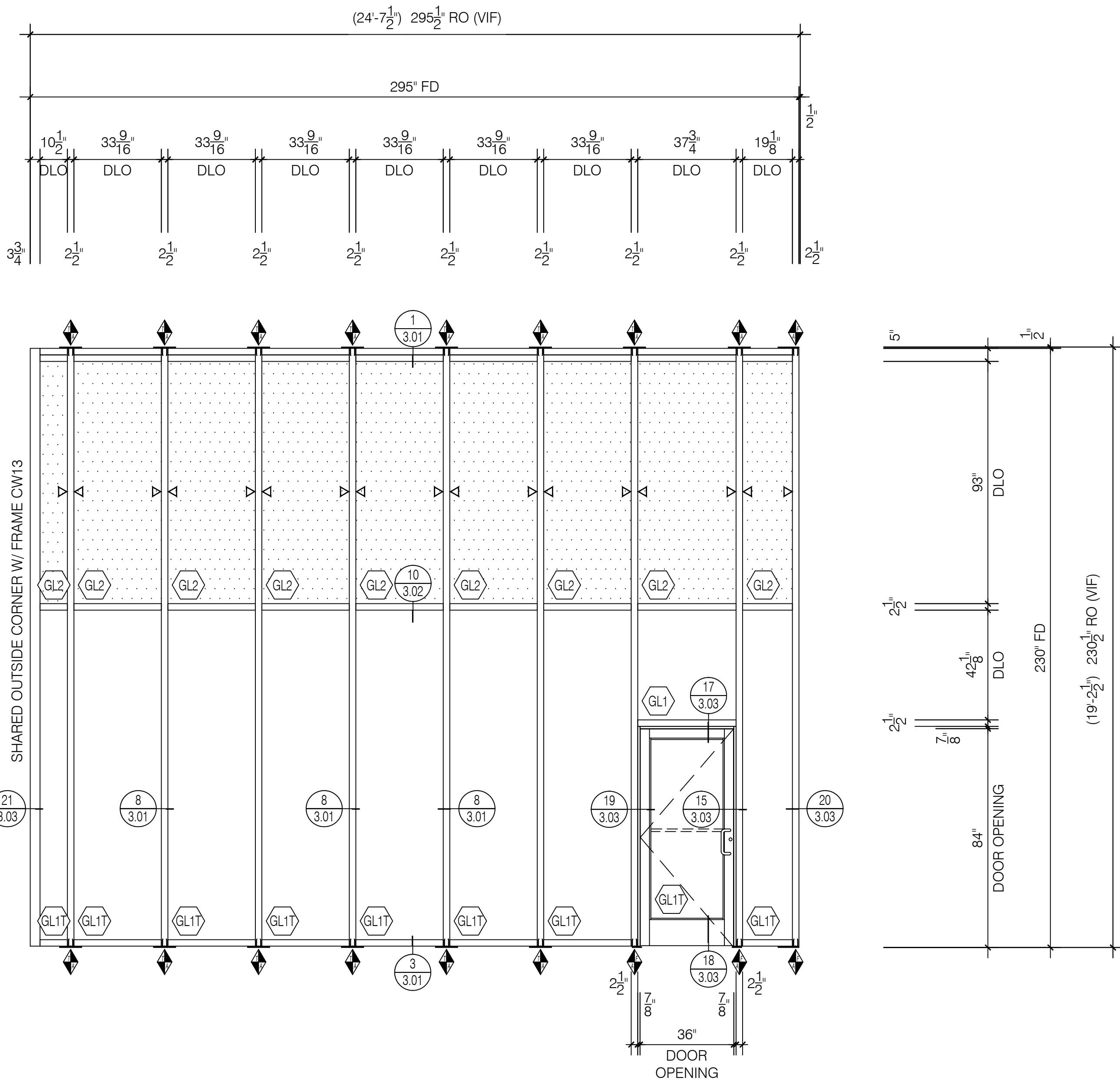
CW13

Curtainwall
Elevation

Tubelite 400 Series
2 1/2" x 6" Curtainwall
Tubelite Medium Stile Door w/ 10" Bottom Rail

Scale: 3/8" = 1' - 0"
Arch Ref: 1/ A3-2
Door B101C.1

Total: 1 Thus



RICHARDSON
GLASS SERVICE

Richardson Glass Service
1165 Mt. Vernon Road
Newark, Ohio 43055
Phone (740) 366-5090 | Fax (740) 366-3299

IMPORTANT
These Shop Drawings are our interpretation of the contract documents. It shall be the responsibility of the General Contractor (or Construction Manager) to review these drawings for compliance with the design intent and Contract Documents. When these drawings are returned with "Approved", "Approved as Noted" or "Reviewed" stamped on them, it shall constitute the General Contractors (or Construction Managers) and Architects agreement that the Shop Drawings do comply with the design intent and the Contract Documents.

DO NOT SCALE PLANS
Copying, Printing, Software and other processes required to produce these prints can stretch or shrink the actual paper or layout. Therefore, scaling of this drawing may be inaccurate. Contact the Glazing Contractor for any additional dimensions or clarifications.

Shop Drawings Prepared By



Charrette Studios Inc.
23581 Donaldson Street
Clinton Township, Michigan 48035
P: 586-790-4329 | F: 586-790-4346

CSI Project Information
Drawn By: Jonathan Beckham
CSI Project No: 03061959

Architect
Design Group Inc.
515 E. Main Street
Columbus, Ohio 43215

General Cntr. or Constuction Mgr.
Wetly Building Company Ltd.
3360 Tremont Road, Suite 210
Columbus, Ohio 43221

Issue & Revision Dates		
No.	Date	Subject
1	02-28-18	First Submittal
2	04-26-18	Second Submittal
3	05-29-18	Third Submittal
4	06-25-18	Fourth Submittal

Project Name & Location

Fairfield Medical Center
2400 N. Columbus Street
Lancaster, Ohio 43130

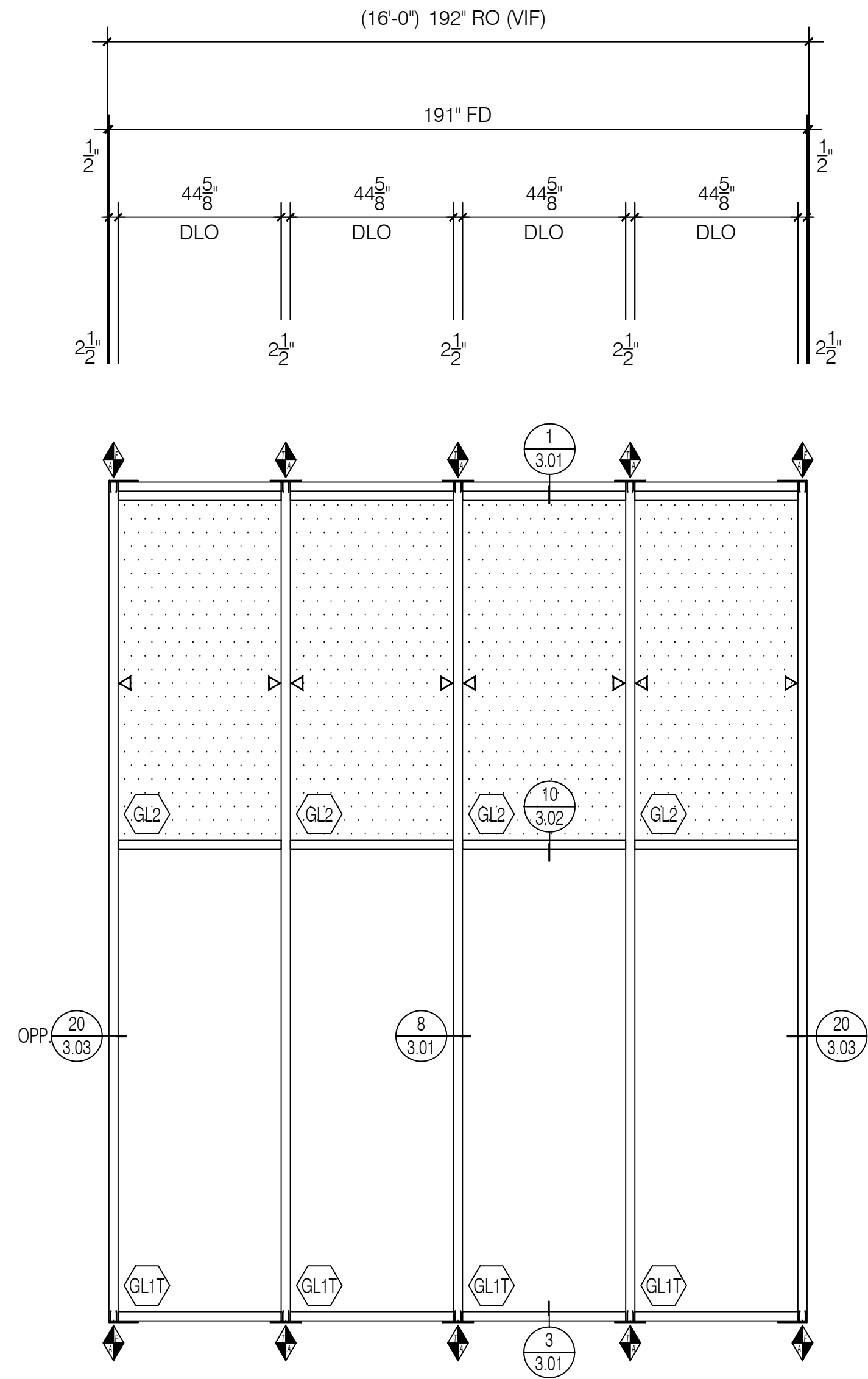
Storefront & Curtain Wall
Shop Drawings

Project Information
Project Manager: Nate Clark

Drawing Title
Elevations

Scale: As Noted

Sheet Number
2.07



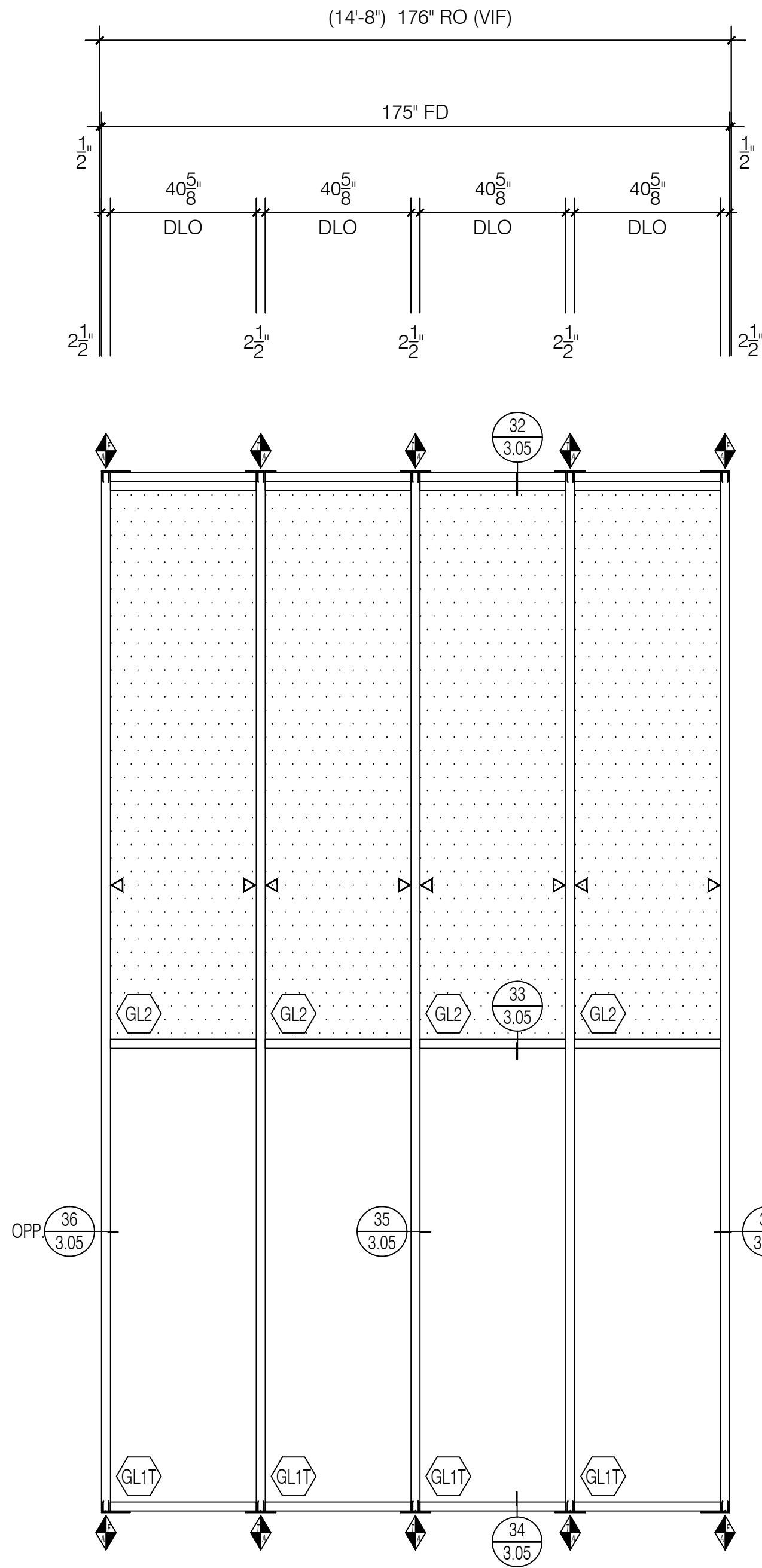
CW14

Tubelite 400 Series
2 1/2" x 6" Curtainwall

Curtainwall
Elevation

Scale: 3/8" = 1' - 0"
Arch Ref: 7/ A3-1

Total: 1 Thus



CW15

Tubelite 400 Series
2 1/2" x 9" Curtain Wall

Curtainwall
Elevation

Scale: 3/8" = 1' - 0"
Arch Ref: 7/ A3-1

Total: 1 Thus



Richardson Glass Service
1165 Mt. Vernon Road
Newark, Ohio 43055
Phone (740) 366-5090 | Fax (740) 366-3299

IMPORTANT
These Shop Drawings are our interpretation of the contract documents. It shall be the responsibility of the General Contractor (or Construction Manager) to review these drawings for compliance with the design intent and Contract Documents. When these drawings are returned with "Approved", "Approved as Noted" or "Reviewed" stamped on them, it shall constitute the General Contractors (or Construction Managers) and Architects agreement that the Shop Drawings do comply with the design intent and the Contract Documents.

DO NOT SCALE PLANS
Copying, Printing, Software and other processes required to produce these prints can stretch or shrink the actual paper or layout. Therefore, scaling of this drawing may be inaccurate. Contact the Glazing Contractor for any additional dimensions or clarifications.

Shop Drawings Prepared By



Charrette Studios Inc.
23581 Donaldson Street
Clinton Township, Michigan 48035
P: 586-790-4329 | F: 586-790-4346

CSI Project Information

Drawn By: Jonathan Beckham
CSI Project No: 03061959

Architect
Design Group Inc.
515 E. Main Street
Columbus, Ohio 43215

General Cntr. or Constuction Mgr.
Wetly Building Company Ltd.
3360 Tremont Road, Suite 210
Columbus, Ohio 43221

Issue & Revision Dates		
No.	Date	Subject
1	02-28-18	First Submittal
2	04-26-18	Second Submittal
3	05-29-18	Third Submittal
4	06-25-18	Fourth Submittal

Project Name & Location

Fairfield Medical Center
2400 N. Columbus Street
Lancaster, Ohio 43130

Storefront & Curtain Wall
Shop Drawings

Project Information

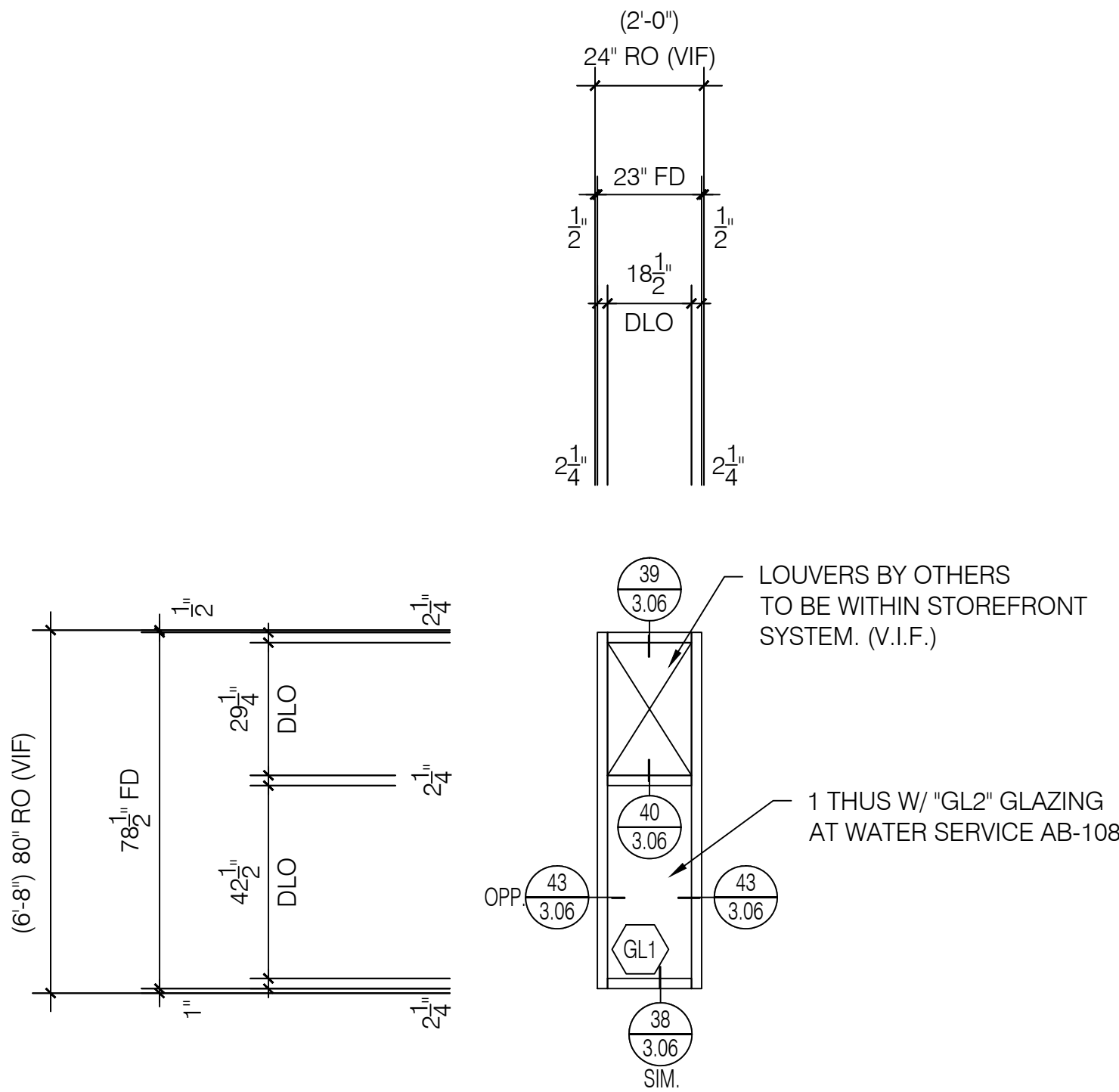
Project Manager: Nate Clark

Drawing Title
Elevations

Scale: As Noted

Sheet Number

2.08

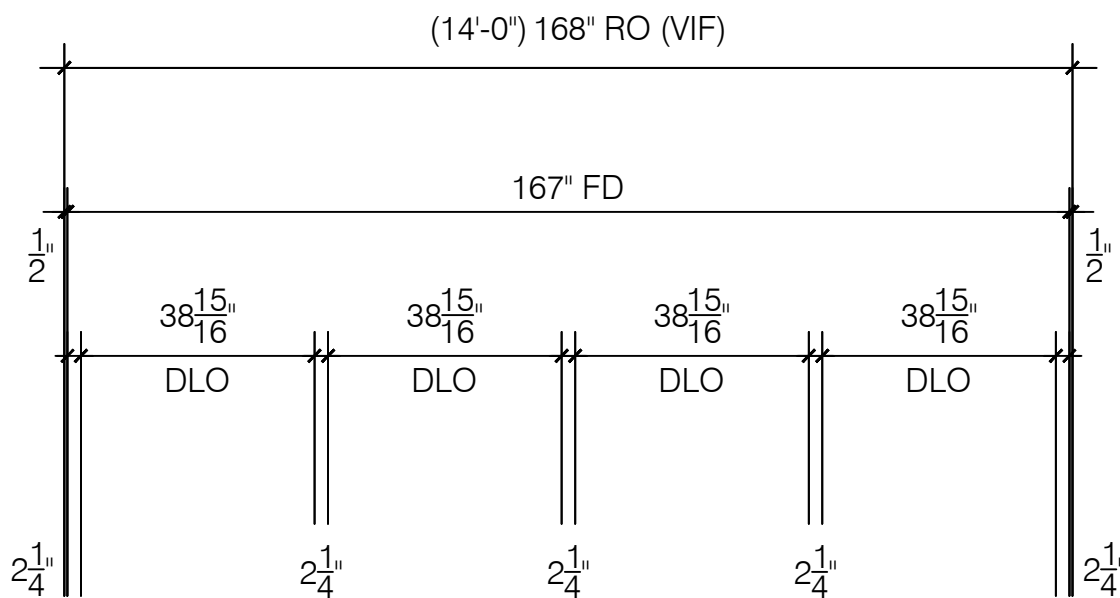


SF1 Storefront Elevation

Tubelite 900 Series
2 1/4" x 4 1/2" Ribbon Wall System

Scale: 3/8" = 1' - 0"
Arch Ref: 1/ A3-2

Total: 4 Thus



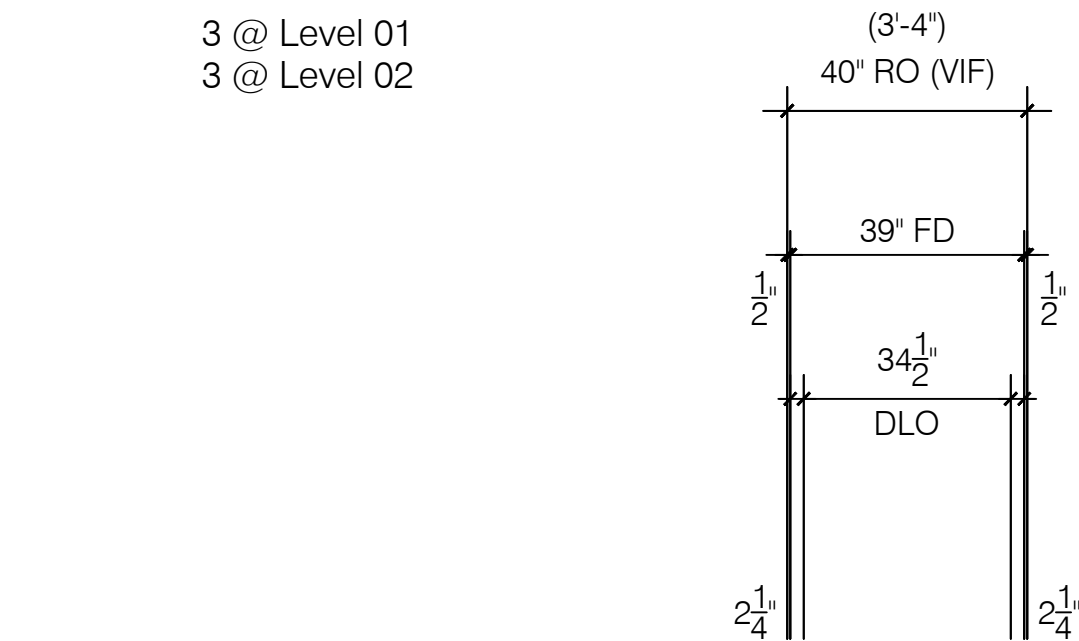
SF2 Storefront Elevation

Tubelite 900 Series
2 1/4" x 4 1/2" Ribbon Wall System

Scale: 3/8" = 1' - 0"
Arch Ref: 1/ A3-2

Total: 6 Thus

3 @ Level 01
3 @ Level 02



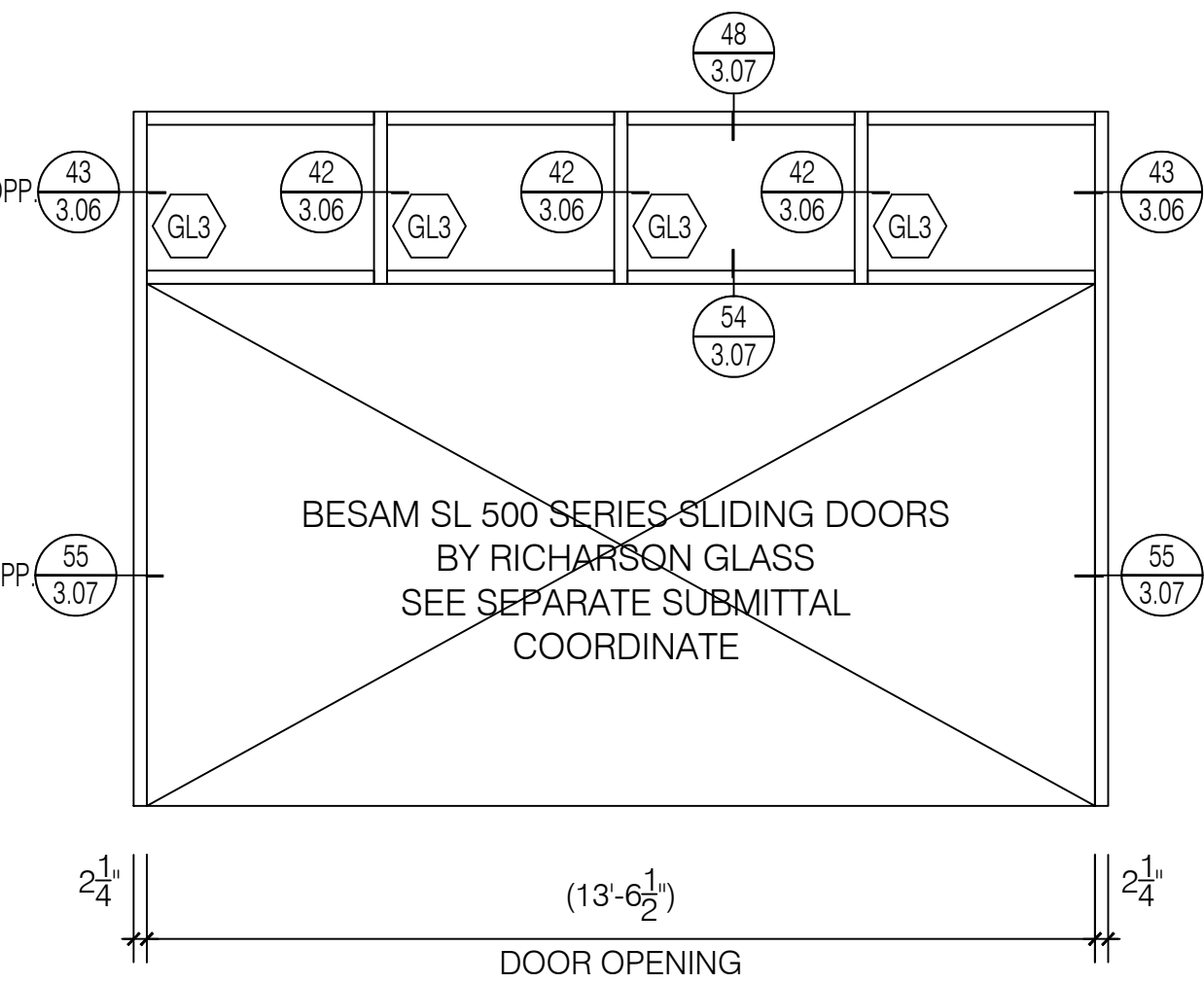
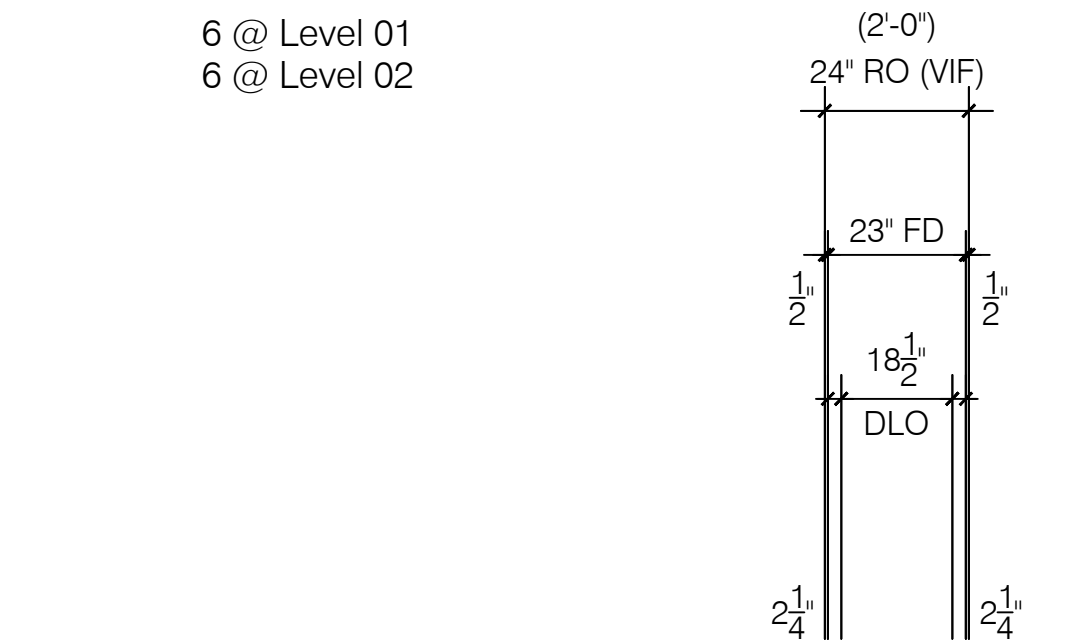
SF3 Storefront Elevation

Tubelite 900 Series
2 1/4" x 4 1/2" Ribbon Wall System

Scale: 3/8" = 1' - 0"
Arch Ref: 5/ A3-2
1/ A3-1

Total: 12 Thus

6 @ Level 01
6 @ Level 02

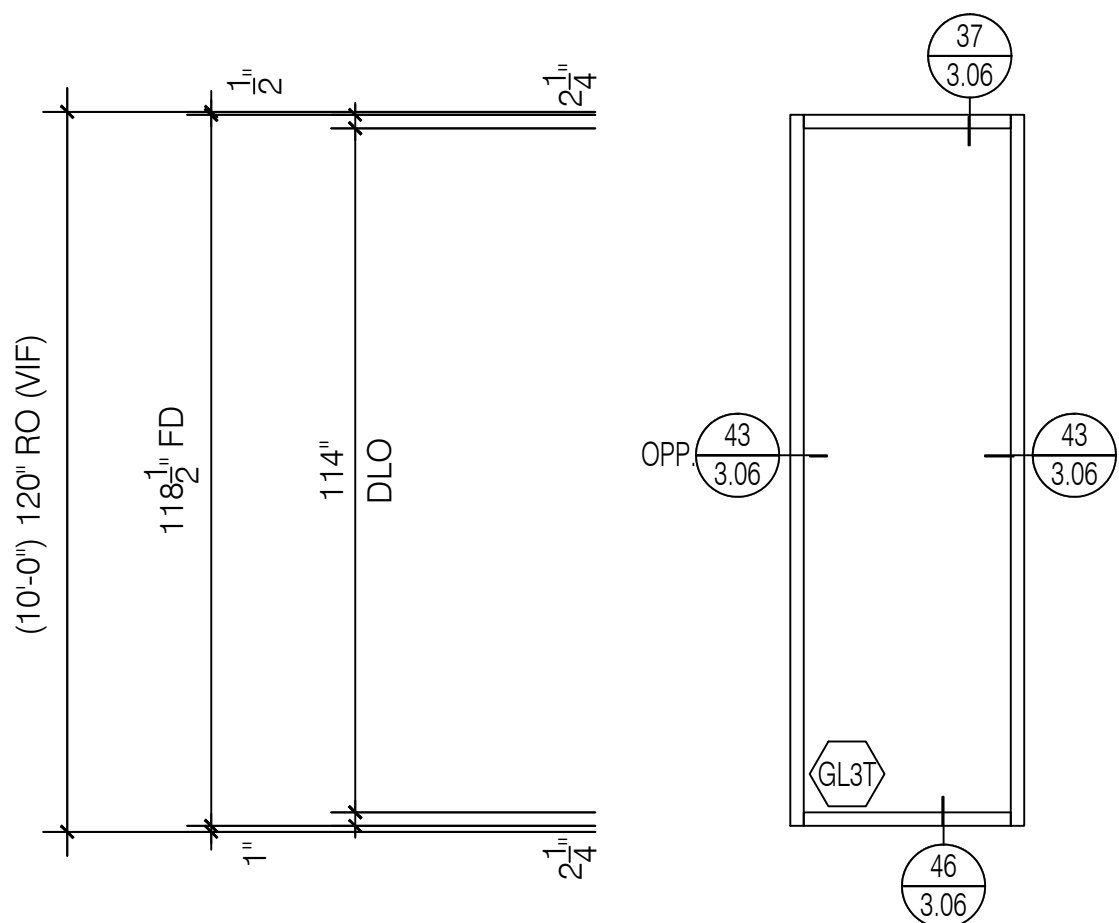


SF4 Storefront Elevation

Tubelite 900 Series
2 1/4" x 4 1/2" Ribbon Wall System

Scale: 3/8" = 1' - 0"
Arch Ref: 4/ A3-2
Door # A1100a.1

Total: 1 Thus



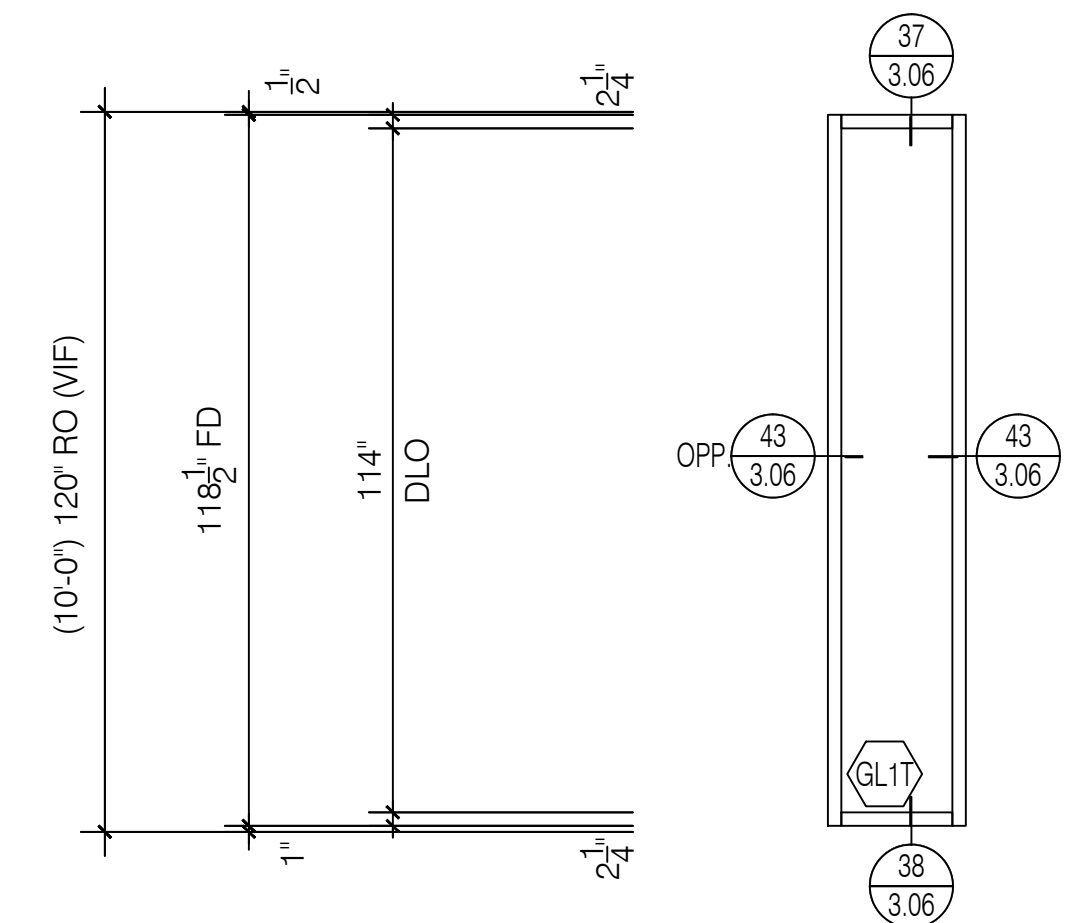
SF5 Storefront Elevation

Tubelite 900 Series
2 1/4" x 4 1/2" Ribbon Wall System

Scale: 3/8" = 1' - 0"
Arch Ref: 3/ A3-2

Total: 5 Thus

1 @ Level 01
4 @ Level 02



SF6 Storefront Elevation

Tubelite 900 Series
2 1/4" x 4 1/2" Ribbon Wall System

Scale: 3/8" = 1' - 0"
Arch Ref: 1/ A3-2

Total: 6 Thus



Richardson Glass Service
1165 Mt. Vernon Road
Newark, Ohio 43055
Phone (740) 366-5090 | Fax (740) 366-3299

IMPORTANT
These Shop Drawings are our interpretation of the contract documents. It shall be the responsibility of the General Contractor (or Construction Manager) to review these drawings for compliance with the design intent and Contract Documents.
When these drawings are returned with "Approved", "Approved as Noted" or "Reviewed" stamped on them, it shall constitute the General Contractors (or Construction Managers) and Architects agreement that the Shop Drawings do comply with the design intent and the Contract Documents.

DO NOT SCALE PLANS
Copying, Printing, Software and other processes required to produce these prints can stretch or shrink the actual paper or layout.
Therefore, scaling of this drawing may be inaccurate. Contact the Glazing Contractor for any additional dimensions or clarifications.

Shop Drawings Prepared By



Charrette Studios Inc.
23581 Donaldson Street
Clinton Township, Michigan 48035
P: 586-790-4329 | F: 586-790-4346

CSI Project Information

Drawn By: Jonathan Beckham
CSI Project No: 03061959

Architect
Design Group Inc.
515 E. Main Street
Columbus, Ohio 43215

General Cntr. or Constuction Mgr.
Wetly Building Company Ltd.
3360 Tremont Road, Suite 210
Columbus, Ohio 43221

Issue & Revision Dates

No.	Date	Subject
1	02-28-18	First Submittal
2	04-26-18	Second Submittal
3	05-29-18	Third Submittal
4	06-25-18	Fourth Submittal

Project Name & Location

Fairfield Medical Center
2400 N. Columbus Street
Lancaster, Ohio 43130

Storefront & Curtain Wall
Shop Drawings

Project Information

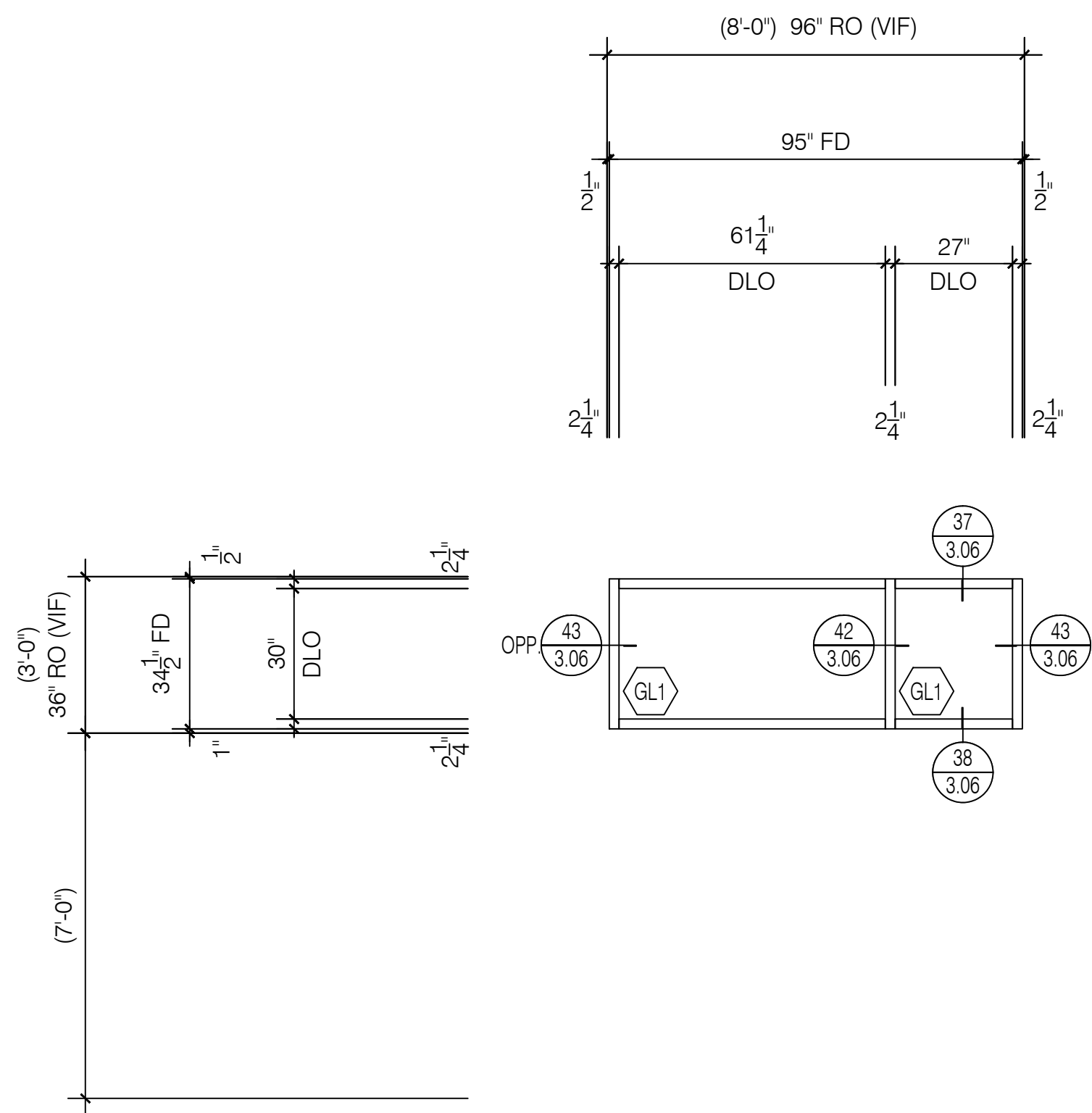
Project Manager: Nate Clark

Drawing Title
Elevations

Scale: As Noted

Sheet Number

2.09



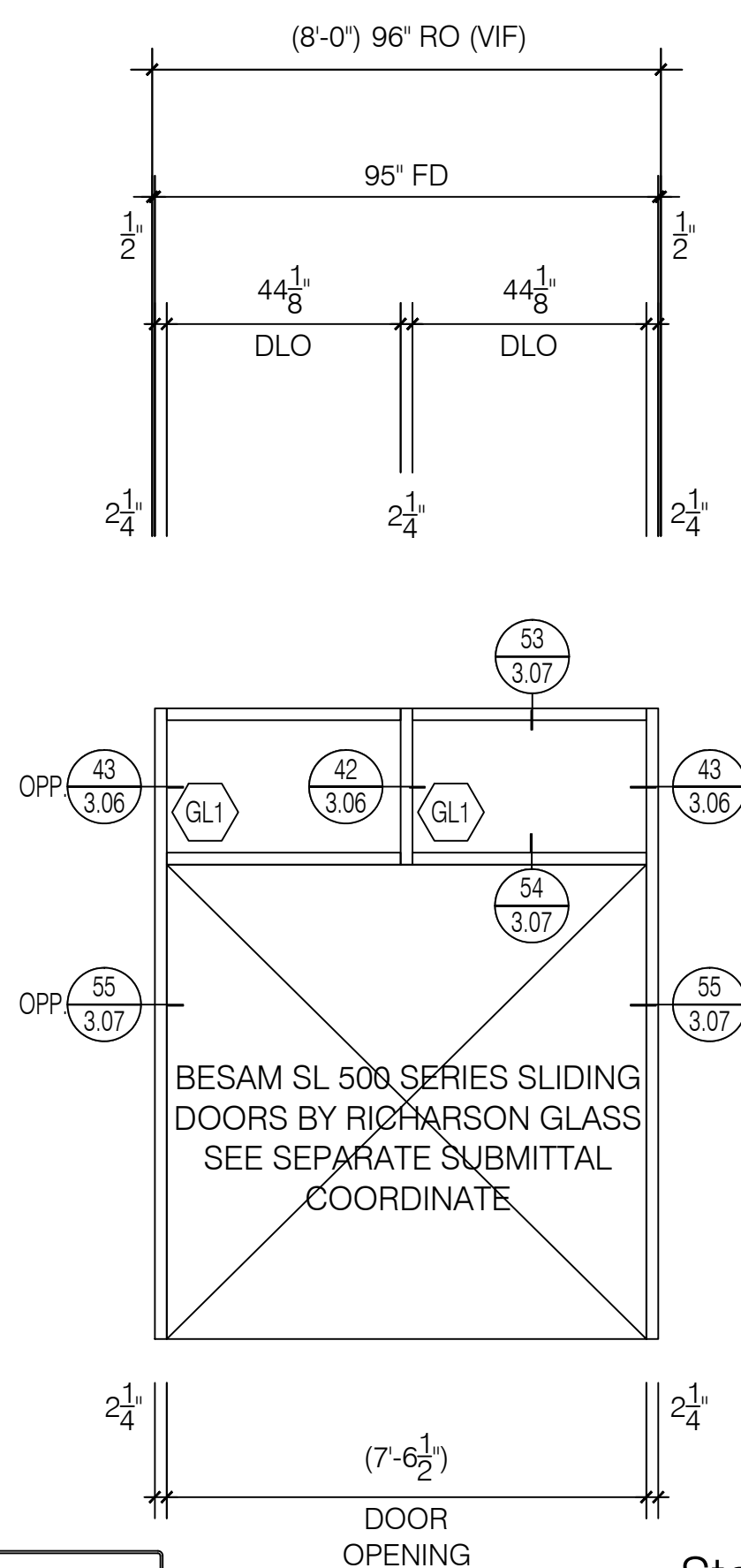
SF7

Storefront
Elevation

Tubelite 900 Series
2 1/4" x 4 1/2" Ribbon Wall System

Scale: 3/8" = 1' - 0"
Arch Ref: 1/ A3-1

Total: 3 Thus



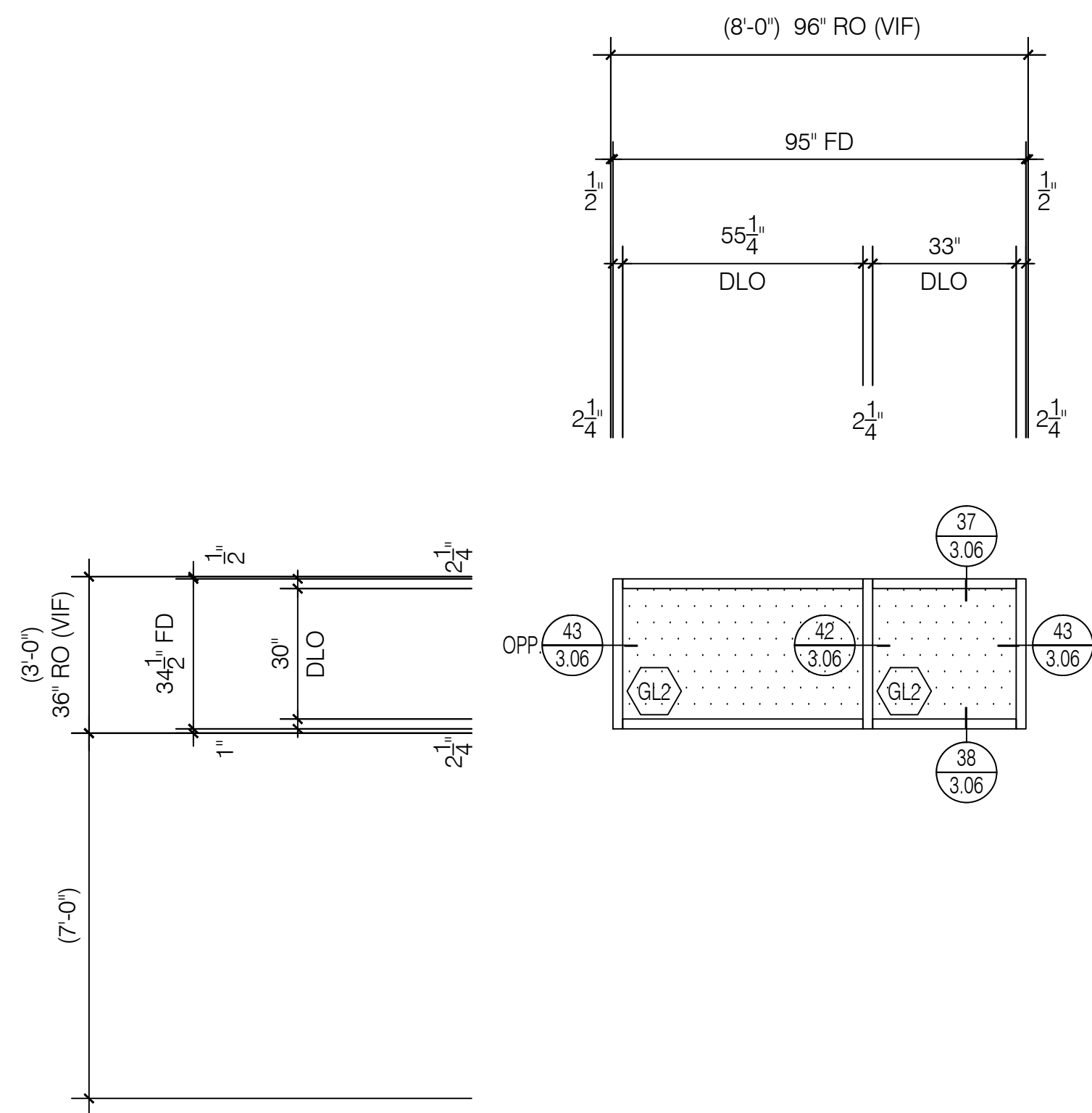
SF8

Storefront
Elevation

Tubelite 900 Series
2 1/4" x 4 1/2" Ribbon Wall System

Scale: 3/8" = 1' - 0"
Arch Ref: 1/ A3-1
Door #B400.1

Total: 2 Thus



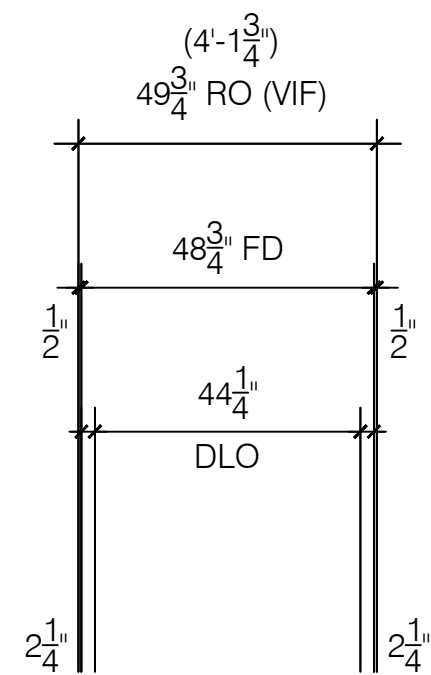
SF9

Storefront
Elevation

Tubelite 900 Series
2 1/4" x 4 1/2" Ribbon Wall System

Scale: 3/8" = 1' - 0"
Arch Ref: 2/ A3-1

Total: 8 Thus



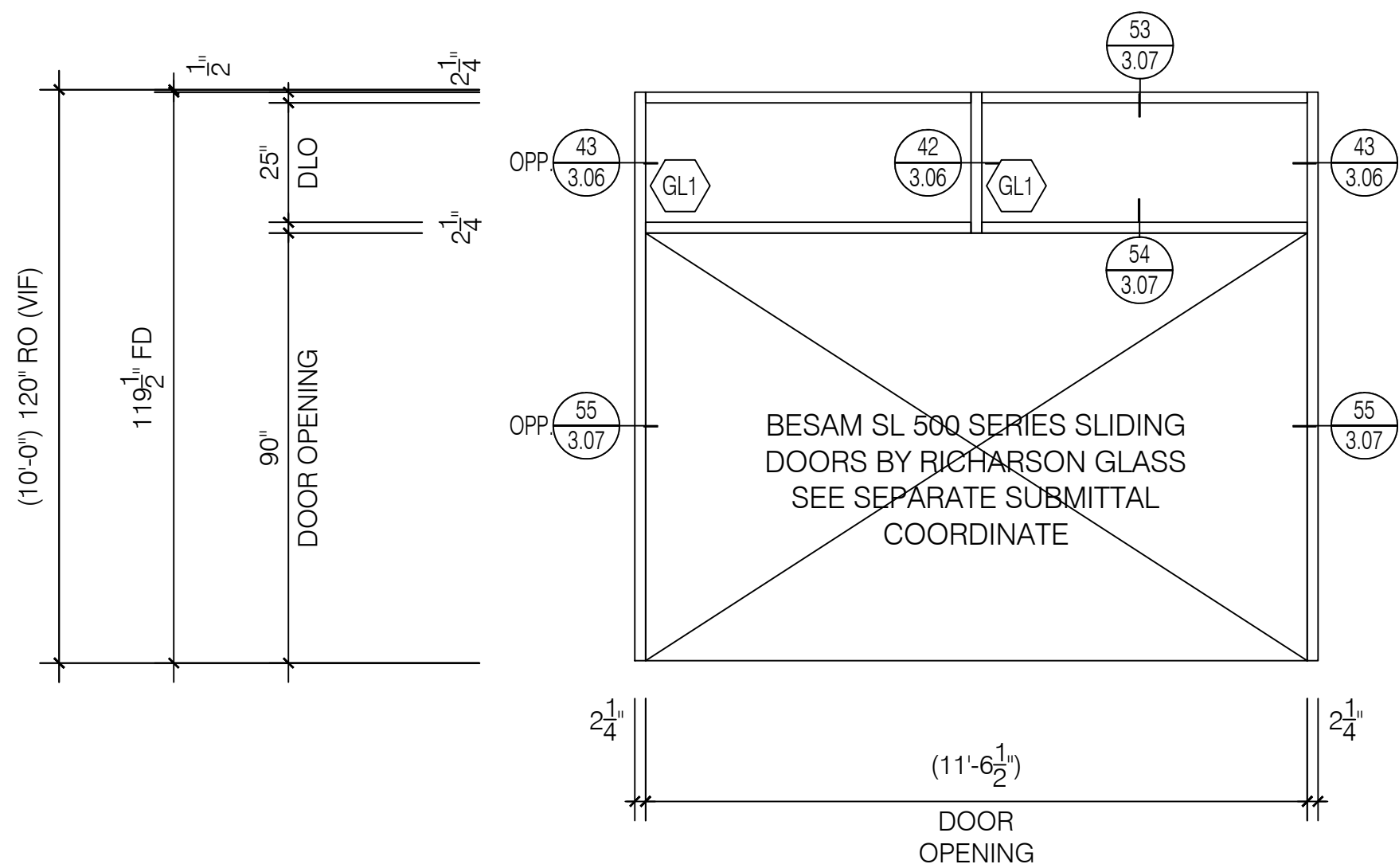
SF10

Storefront
Elevation

Tubelite 900 Series
2 1/4" x 4 1/2" Ribbon Wall System
Medium Stile Doors w/ 10" Bottom Rails

Scale: 3/8" = 1' - 0"
Arch Ref: 2/ A3-1
Door # B442.1

Total: 1 Thus



SF11

Storefront
Elevation

Tubelite 900 Series
2 1/4" x 4 1/2" Ribbon Wall System

Scale: 3/8" = 1' - 0"
Arch Ref: 2/ A3-1
Door # B439.1

Total: 1 Thus

RICHARDSON
GLASS SERVICE

Richardson Glass Service
1165 Mt. Vernon Road
Newark, Ohio 43055
Phone (740) 366-5090 | Fax (740) 366-3299

IMPORTANT
These Shop Drawings are our interpretation of the contract documents. It shall be the responsibility of the General Contractor (or Construction Manager) to review these drawings for compliance with the design intent and Contract Documents. When these drawings are returned with "Approved", "Approved as Noted" or "Reviewed" stamped on them, it shall constitute the General Contractors (or Construction Managers) and Architects agreement that the Shop Drawings do comply with the design intent and the Contract Documents.

DO NOT SCALE PLANS
Copying, Printing, Software and other processes required to produce these prints can stretch or shrink the actual paper or layout. Therefore, scaling of this drawing may be inaccurate. Contact the Glazing Contractor for any additional dimensions or clarifications.

Shop Drawings Prepared By



Charrette Studios Inc.
23581 Donaldson Street
Clinton Township, Michigan 48035
P: 586-790-4329 | F: 586-790-4346

CSI Project Information
Drawn By: Jonathan Beckham
CSI Project No: 03061959

Architect
Design Group Inc.
515 E. Main Street
Columbus, Ohio 43215

General Cntr. or Constuction Mgr.
Wetty Building Company Ltd.
3360 Tremont Road, Suite 210
Columbus, Ohio 43221

Issue & Revision Dates		
No.	Date	Subject
1	02-28-18	First Submittal
2	04-26-18	Second Submittal
3	05-29-18	Third Submittal
4	06-25-18	Fourth Submittal

Project Name & Location

Fairfield Medical Center

2400 N. Columbus Street
Lancaster, Ohio 43130

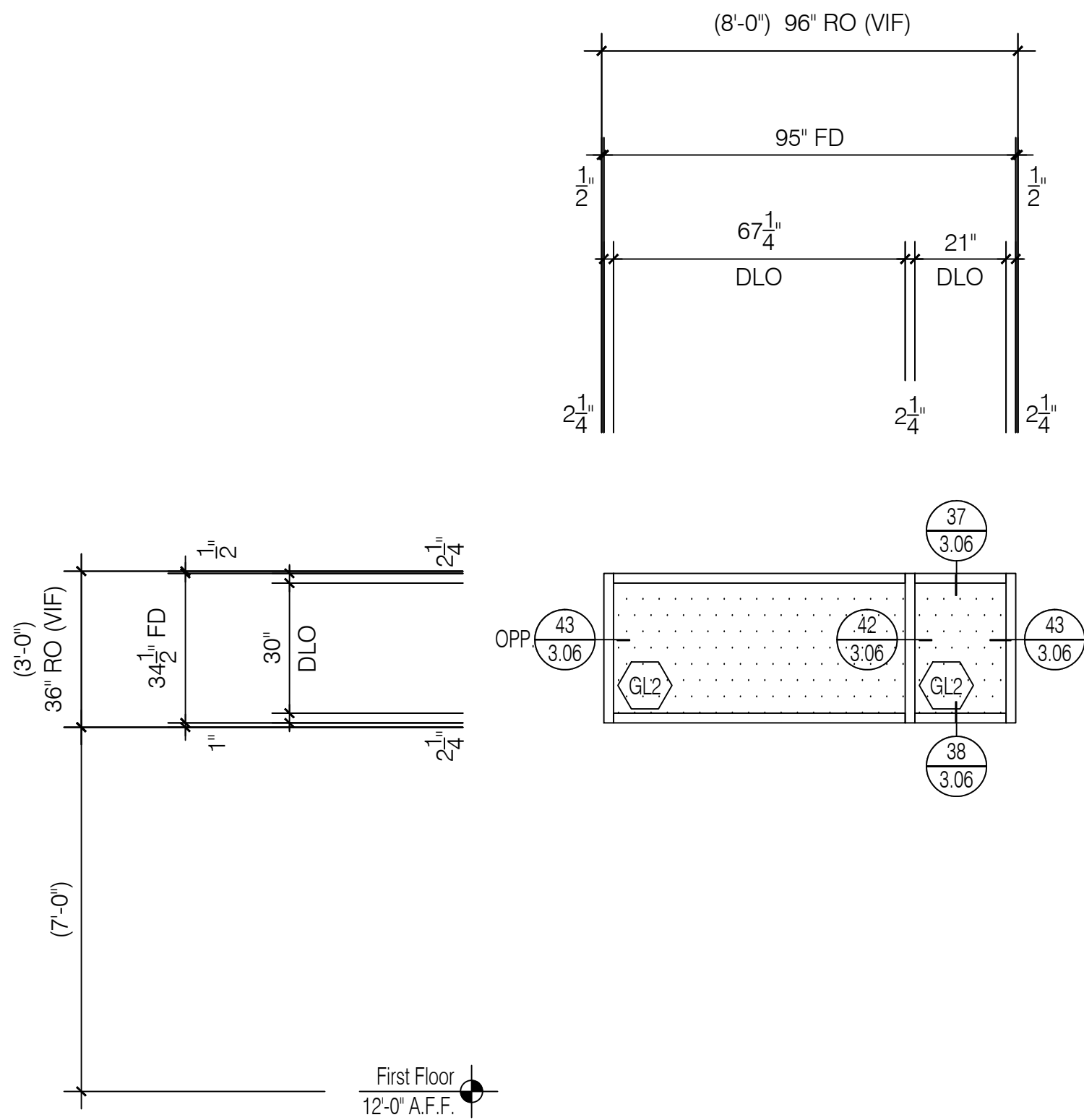
Storefront & Curtain Wall
Shop Drawings

Project Information
Project Manager: Nate Clark

Drawing Title
Elevations

Scale: As Noted

Sheet Number
2.10



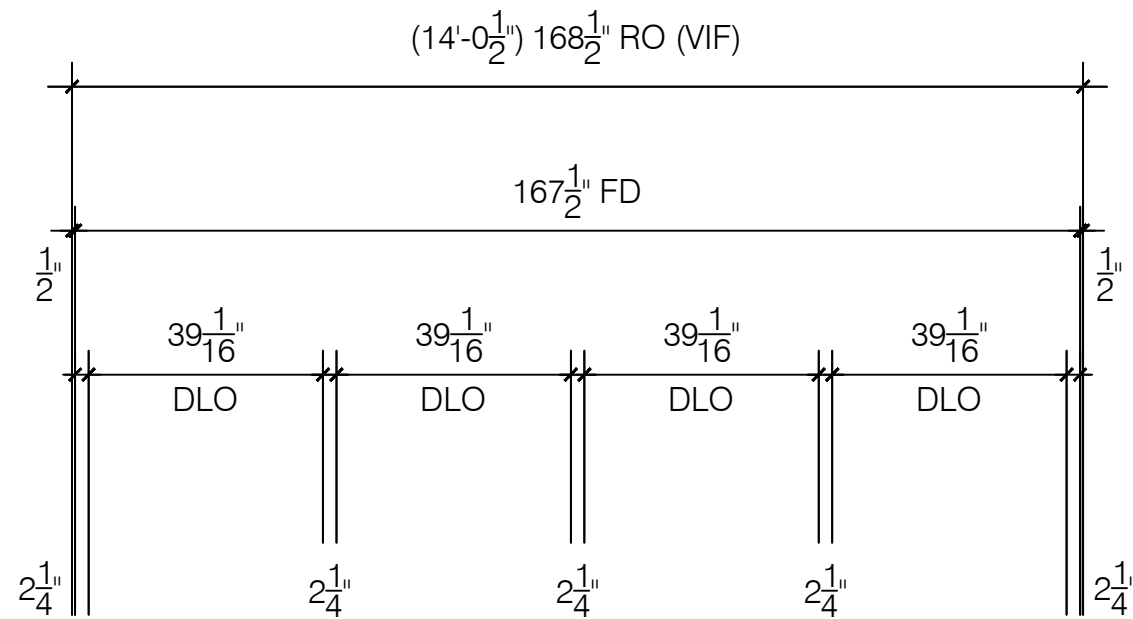
SF12

Storefront
Elevation

Tubelite 900 Series
2 1/4" x 4 1/2" Ribbon Wall System

Scale: 3/8" = 1' - 0"
Arch Ref: 1/A3-2

Total: 4 Thus



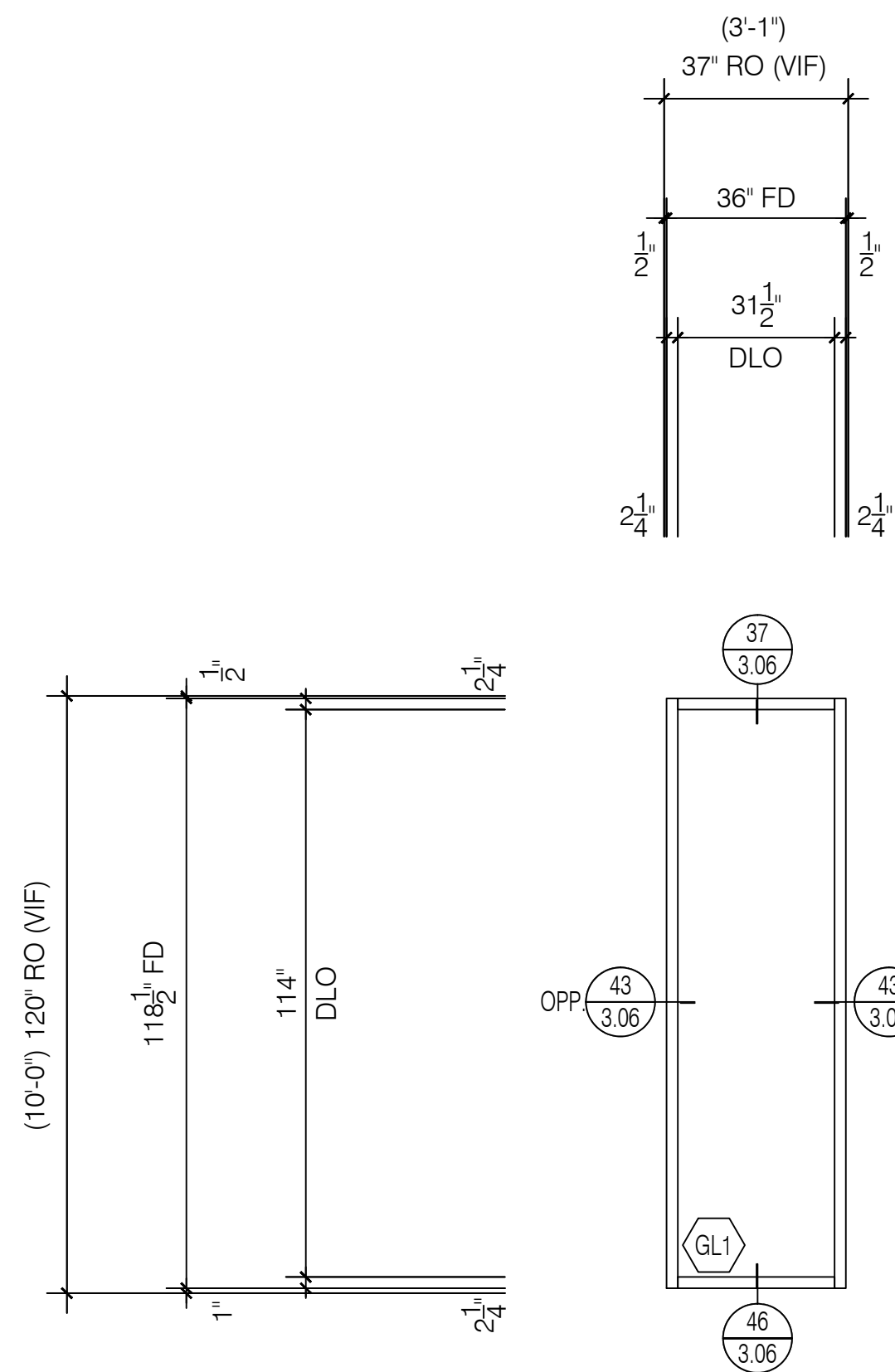
SF15

Storefront
Elevation

Tubelite 900 Series
2 1/4" x 4 1/2" Ribbon Wall System

Scale: 3/8" = 1' - 0"
Arch Ref: 7/A3-1
Door # A2100a.1

Total: 1 Thus



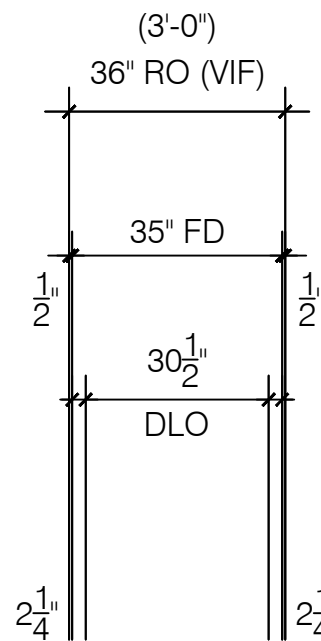
SF14

Storefront
Elevation

Tubelite 900 Series
2 1/4" x 4 1/2" Ribbon Wall System

Scale: 3/8" = 1' - 0"
Arch Ref: 7/A3-1

Total: 1 Thus



SF16

Storefront
Elevation

Tubelite 900 Series
2 1/4" x 4 1/2" Ribbon Wall System

Scale: 3/8" = 1' - 0"
Arch Ref: 7/A3-1

Total: 4 Thus

RICHARDSON
GLASS SERVICE

Richardson Glass Service
1165 Mt. Vernon Road
Newark, Ohio 43055
Phone (740) 366-5090 | Fax (740) 366-3299

IMPORTANT
These Shop Drawings are our interpretation of the contract documents. It shall be the responsibility of the General Contractor (or Construction Manager) to review these drawings for compliance with the design intent and Contract Documents. When these drawings are returned with "Approved", "Approved as Noted" or "Reviewed" stamped on them, it shall constitute the General Contractors (or Construction Managers) and Architects agreement that the Shop Drawings do comply with the design intent and the Contract Documents.

DO NOT SCALE PLANS
Copying, Printing, Software and other processes required to produce these prints can stretch or shrink the actual paper or layout. Therefore, scaling of this drawing may be inaccurate. Contact the Glazing Contractor for any additional dimensions or clarifications.

Shop Drawings Prepared By

Charrette Studios, Inc.

Charrette Studios Inc.
23581 Donaldson Street
Clinton Township, Michigan 48035
P: 586-790-4329 | F: 586-790-4346

CSI Project Information
Drawn By: Jonathan Beckham
CSI Project No: 03061959

Architect
Design Group Inc.
515 E. Main Street
Columbus, Ohio 43215

General Cntr. or Constuction Mgr.
Wetty Building Company Ltd.
3360 Tremont Road, Suite 210
Columbus, Ohio 43221

Issue & Revision Dates

No.	Date	Subject
1	02-28-18	First Submittal
2	04-26-18	Second Submittal
3	05-29-18	Third Submittal
4	06-25-18	Fourth Submittal

Project Name & Location

Fairfield Medical Center

2400 N. Columbus Street
Lancaster, Ohio 43130

Storefront & Curtain Wall
Shop Drawings

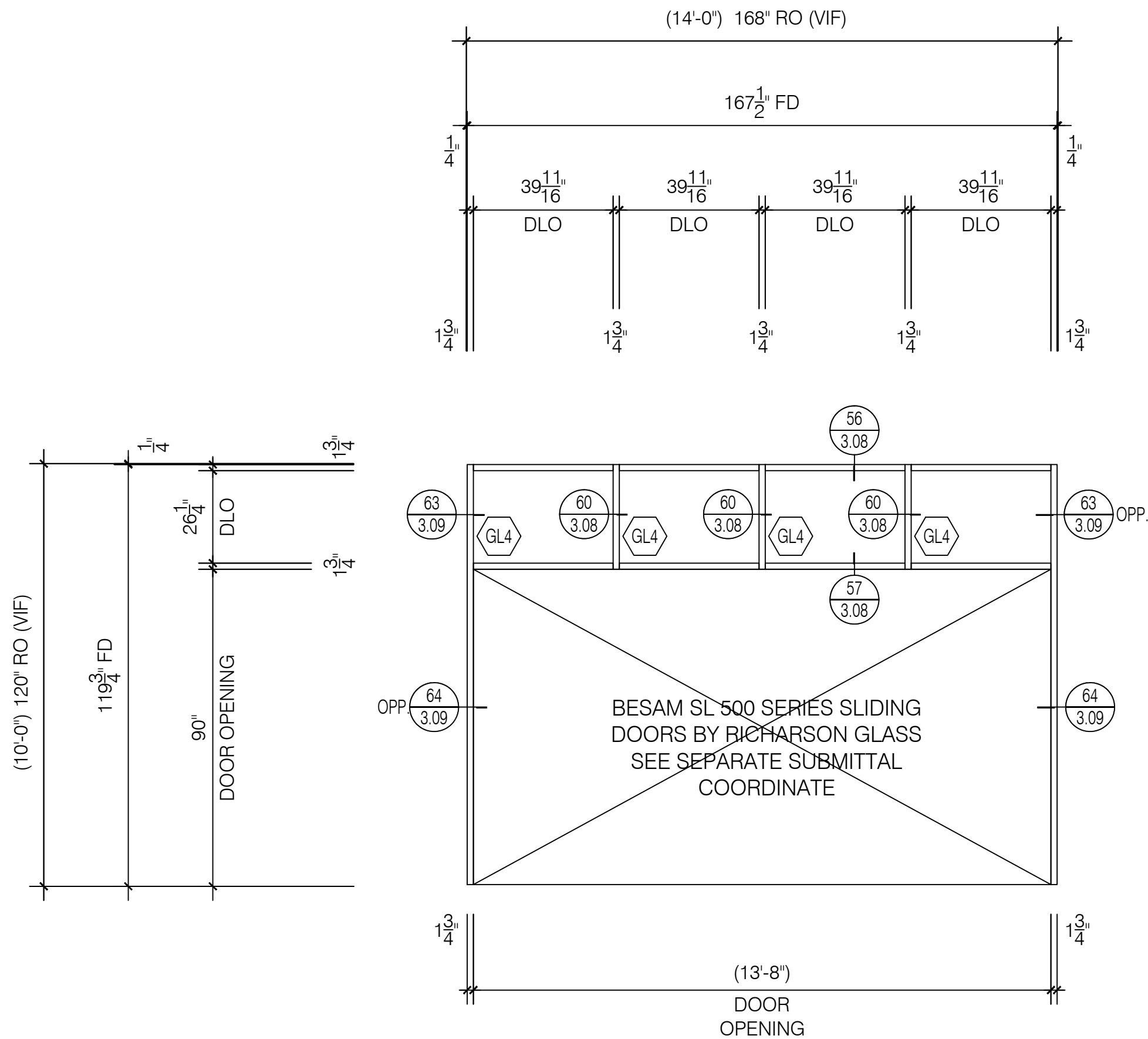
Project Information
Project Manager: Nate Clark

Drawing Title
Elevations

Scale: As Noted

Sheet Number

2.11

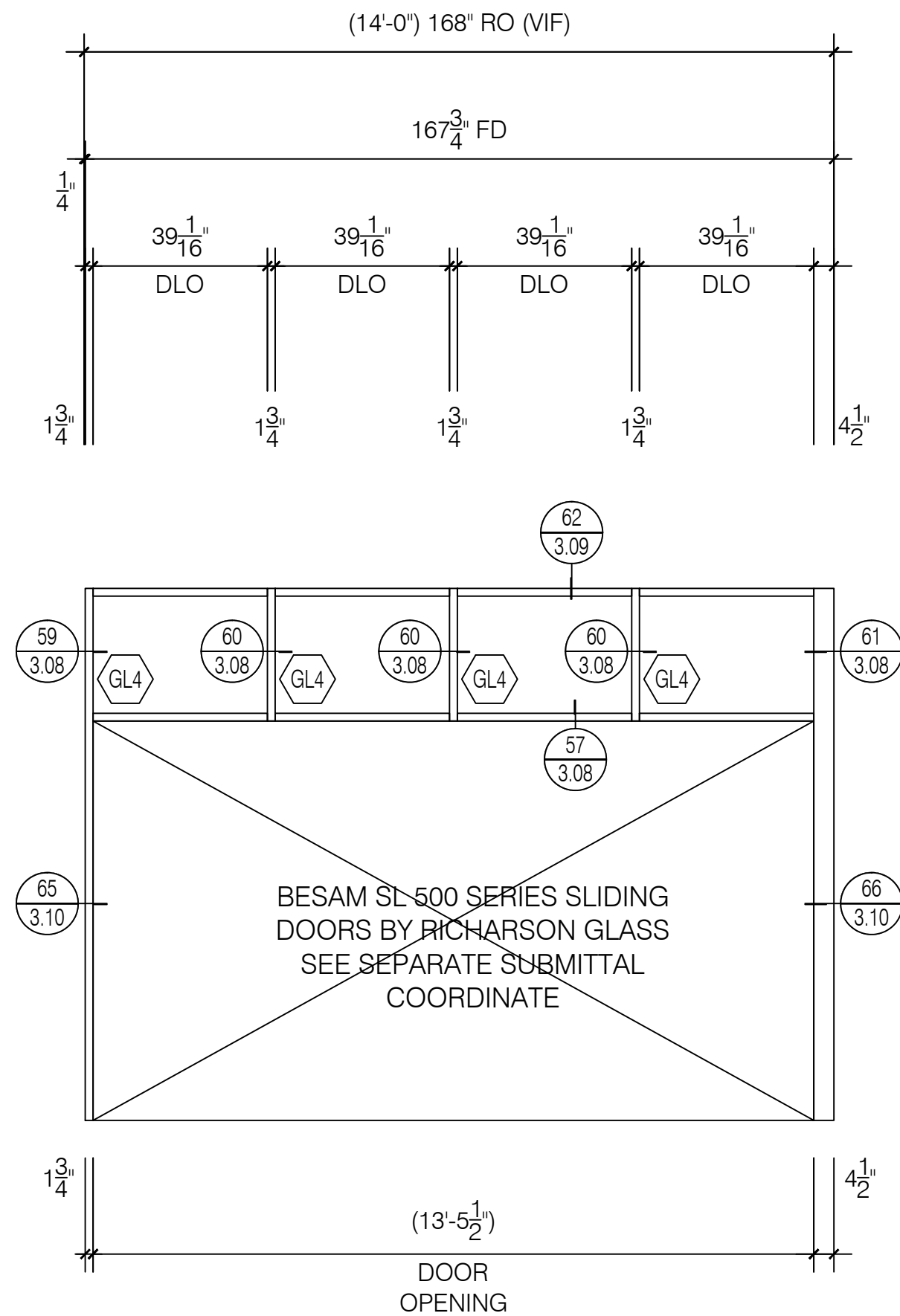


SF17

Tubelite E4500 Series
1 3/4" x 4 1/2" Center Set System

Scale: 3/8" = 1' - 0"
Arch Ref: 1/ A5-2
Door # A1100a.2

Total: 1 Thus

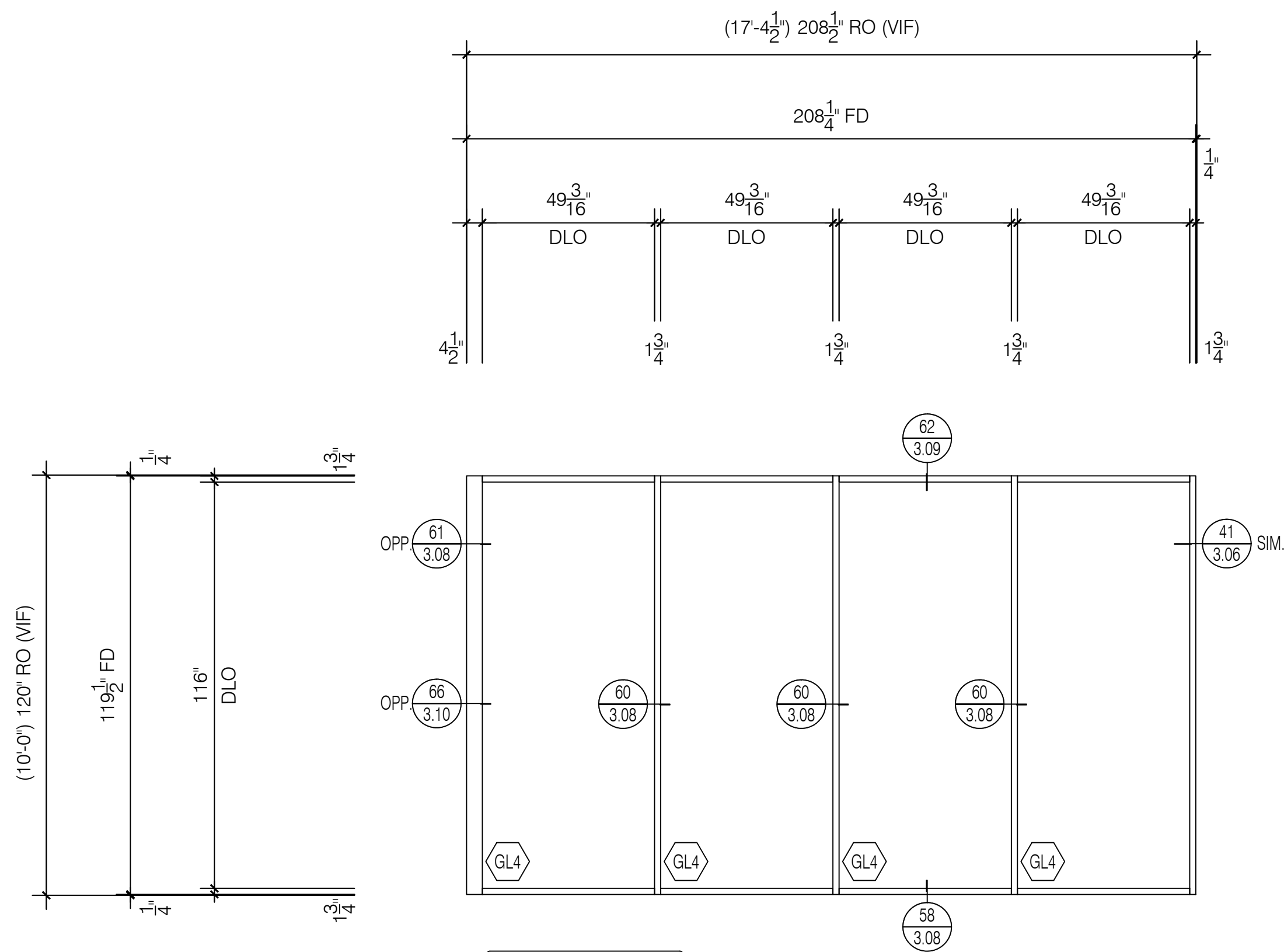


SF18

Tubelite E4500 Series
1 3/4" x 4 1/2" Center Set System

Scale: 3/8" = 1' - 0"
Arch Ref: 4/ A3-1
Door # A2100a.2

Total: 1 Thus



SF19

Tubelite E4500 Series
1 3/4" x 4 1/2" Center Set System

Scale: 3/8" = 1' - 0"
Arch Ref: 3/ A3-1

Total: 1 Thus



Richardson Glass Service
1165 Mt. Vernon Road
Newark, Ohio 43055
Phone (740) 366-5090 | Fax (740) 366-3299

IMPORTANT
These Shop Drawings are our interpretation of the contract documents. It shall be the responsibility of the General Contractor (or Construction Manager) to review these drawings for compliance with the design intent and Contract Documents. When these drawings are returned with "Approved", "Approved as Noted" or "Reviewed" stamped on them, it shall constitute the General Contractors (or Construction Managers) and Architects agreement that the Shop Drawings do comply with the design intent and the Contract Documents.

DO NOT SCALE PLANS
Copying, Printing, Software and other processes required to produce these prints can stretch or shrink the actual paper or layout. Therefore, scaling of this drawing may be inaccurate. Contact the Glazing Contractor for any additional dimensions or clarifications.

Shop Drawings Prepared By



Charrette Studios Inc.
23581 Donaldson Street
Clinton Township, Michigan 48035
P: 586-790-4329 | F: 586-790-4346

CSI Project Information
Drawn By: Jonathan Beckham
CSI Project No: 03061959

Architect
Design Group Inc.
515 E. Main Street
Columbus, Ohio 43215

General Cntr. or Constuction Mgr.
Wetty Building Company Ltd.
3360 Tremont Road, Suite 210
Columbus, Ohio 43221

Issue & Revision Dates		
No.	Date	Subject
1	02-28-18	First Submittal
2	04-26-18	Second Submittal
3	05-29-18	Third Submittal
4	06-25-18	Fourth Submittal

Project Name & Location

Fairfield Medical Center
2400 N. Columbus Street
Lancaster, Ohio 43130

Storefront & Curtain Wall
Shop Drawings

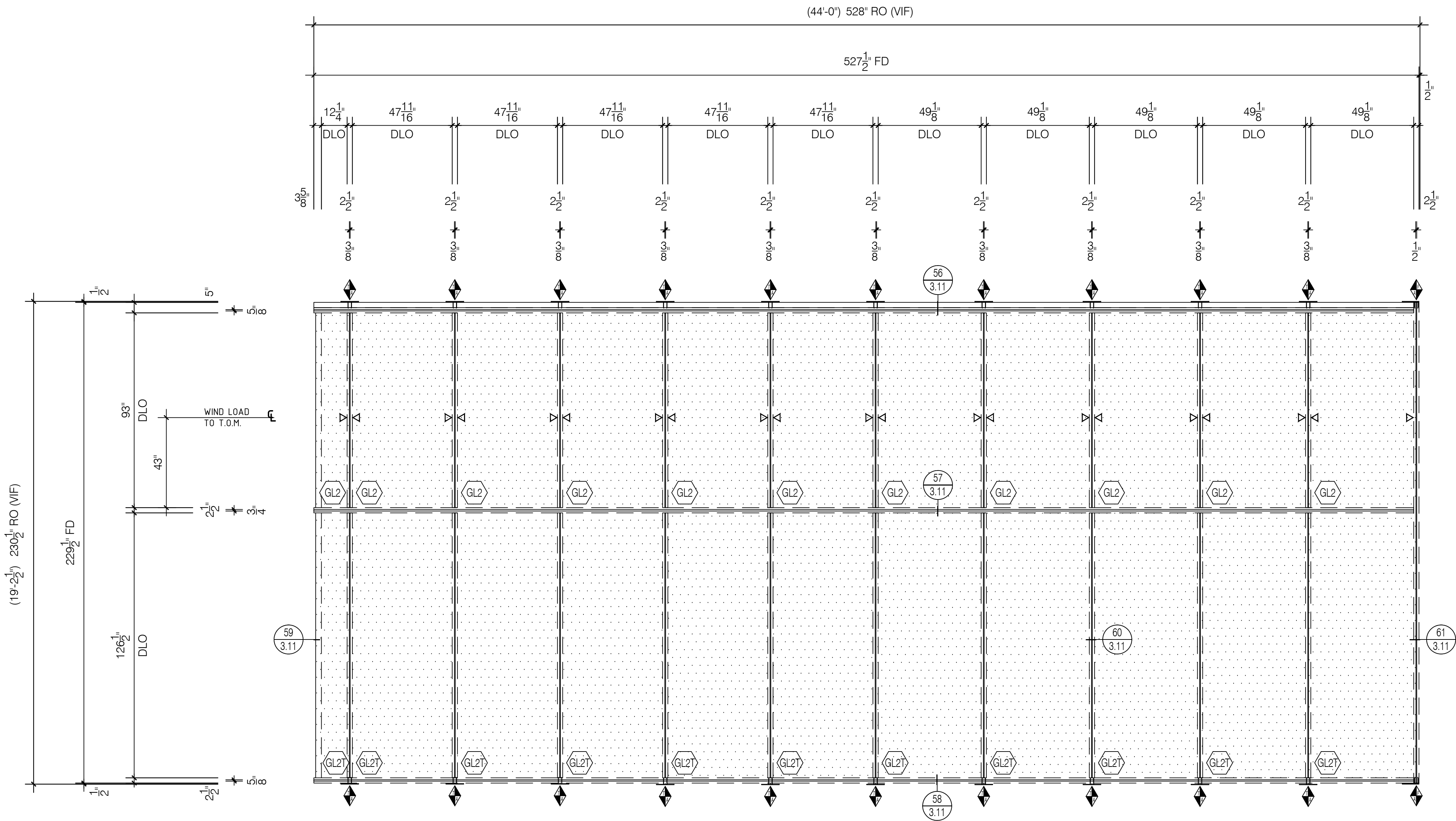
Project Information
Project Manager: Nate Clark

Drawing Title
Elevations

Scale: As Noted

Sheet Number

2.12



CW16

Tubelite 400 Series
2 1/2" x 6" SSG Curtain Wall

Curtainwall
Elevation

Scale: 3/8" = 1' - 0"
Arch Ref: 7/ A3-1

Total: 1 Thus

RICHARDSON
GLASS SERVICE

Richardson Glass Service
1165 Mt. Vernon Road
Newark, Ohio 43055
Phone (740) 366-5090 | Fax (740) 366-3299

IMPORTANT
These Shop Drawings are our interpretation of the contract documents. It shall be the responsibility of the General Contractor (or Construction Manager) to review these drawings for compliance with the design intent and Contract Documents. When these drawings are returned with "Approved", "Approved as Noted" or "Reviewed" stamped on them, it shall constitute the General Contractors (or Construction Managers) and Architects agreement that the Shop Drawings do comply with the design intent and the Contract Documents.

DO NOT SCALE PLANS
Copying, Printing, Software and other processes required to produce these prints can stretch or shrink the actual paper or layout. Therefore, scaling of this drawing may be inaccurate. Contact the Glazing Contractor for any additional dimensions or clarifications.

Shop Drawings Prepared By



Charrette Studios Inc.
23581 Donaldson Street
Clinton Township, Michigan 48035
P: 586-790-4329 | F: 586-790-4346

CSI Project Information

Drawn By: Jonathan Beckham
CSI Project No: 03061959

Architect
Design Group Inc.
515 E. Main Street
Columbus, Ohio 43215

General Cntr. or Constuction Mgr.
Wetty Building Company Ltd.
3360 Tremont Road, Suite 210
Columbus, Ohio 43221

Issue & Revision Dates

No.	Date	Subject
1	02-28-18	First Submittal
2	04-26-18	Second Submittal
3	05-29-18	Third Submittal
4	06-25-18	Fourth Submittal

Project Name & Location

Fairfield Medical Center

2400 N. Columbus Street
Lancaster, Ohio 43130

Storefront & Curtain Wall
Shop Drawings

Project Information

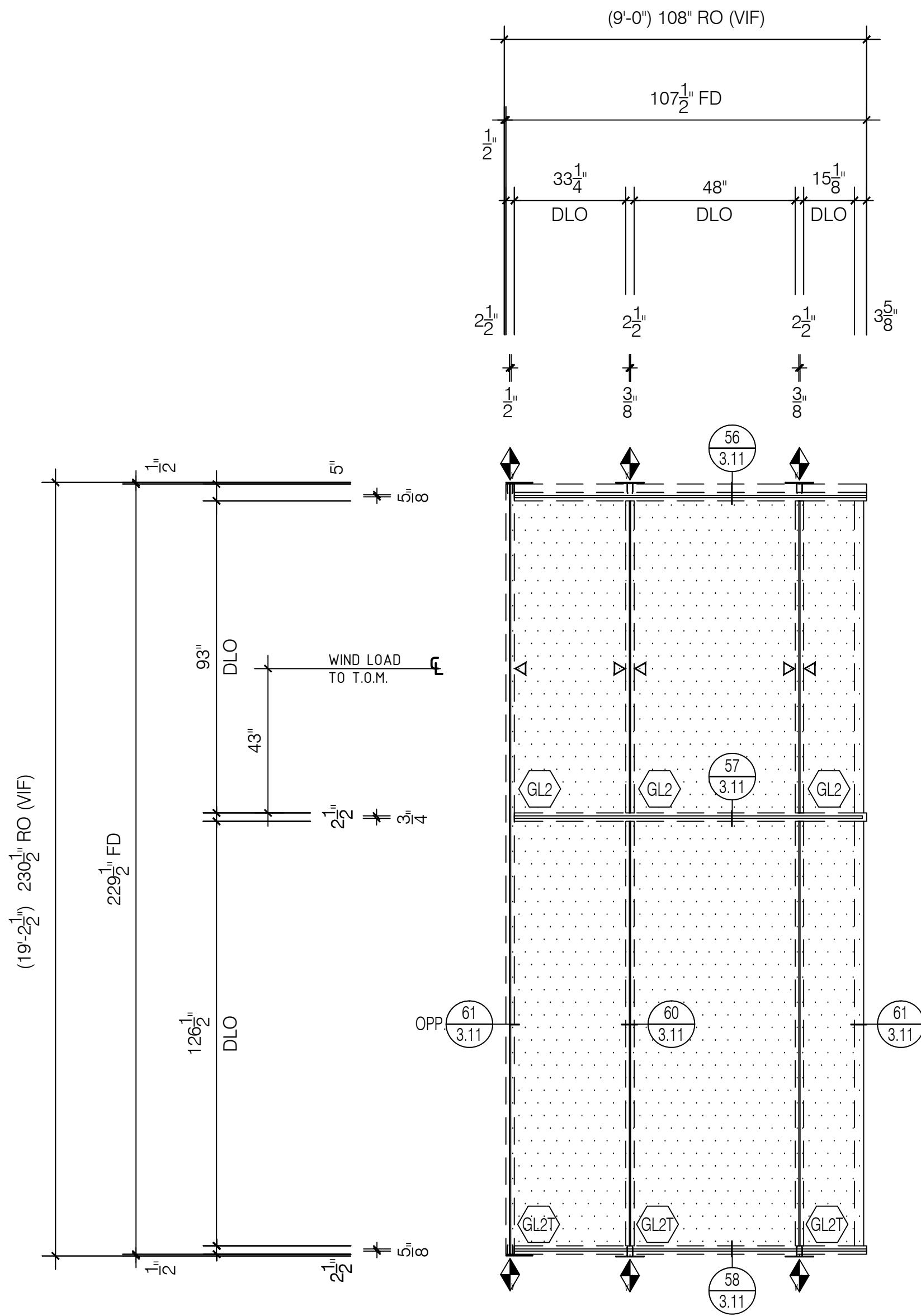
Project Manager: Nate Clark

Drawing Title
Elevations

Scale: As Noted

Sheet Number

2.13



CW17

Tubelite 400 Series
2 1/2" x 6" SSG Curtain Wall

Curtainwall
Elevation

Scale: 3/8" = 1' - 0"
Arch Ref: None

Total: 1 Thus



Richardson Glass Service
1165 Mt. Vernon Road
Newark, Ohio 43055
Phone (740) 366-5090 | Fax (740) 366-3299

IMPORTANT
These Shop Drawings are our interpretation of the contract documents. It shall be the responsibility of the General Contractor (or Construction Manager) to review these drawings for compliance with the design intent and Contract Documents. When these drawings are returned with "Approved", "Approved as Noted" or "Reviewed" stamped on them, it shall constitute the General Contractors (or Construction Managers) and Architects agreement that the Shop Drawings do comply with the design intent and the Contract Documents.

DO NOT SCALE PLANS
Copying, Printing, Software and other processes required to produce these prints can stretch or shrink the actual paper or layout. Therefore, scaling of this drawing may be inaccurate. Contact the Glazing Contractor for any additional dimensions or clarifications.

Shop Drawings Prepared By



Charrette Studios Inc.
23581 Donaldson Street
Clinton Township, Michigan 48035
P: 586-790-4329 | F: 586-790-4346

CSI Project Information

Drawn By: Jonathan Beckham
CSI Project No: 03061959

Architect

Design Group Inc.
515 E. Main Street
Columbus, Ohio 43215

General Cntr. or Constuction Mgr.

Welty Building Company Ltd.
3360 Tremont Road, Suite 210
Columbus, Ohio 43221

Issue & Revision Dates

No.	Date	Subject
1	02-28-18	First Submittal
2	04-26-18	Second Submittal
3	05-29-18	Third Submittal
4	06-25-18	Fourth Submittal

Project Name & Location

Fairfield Medical Center
2400 N. Columbus Street
Lancaster, Ohio 43130

Storefront & Curtain Wall
Shop Drawings

Project Information

Project Manager: Nate Clark

Drawing Title
Elevations

Scale: As Noted

Sheet Number

2.14

IMPORTANT
These Shop Drawings are our interpretation of the contract documents. It shall be the responsibility of the General Contractor (or Construction Manager) to review these drawings for compliance with the design intent and Contract Documents. When these drawings are returned with "Approved", "Approved as Noted" or "Reviewed" stamped on them, it shall constitute the General Contractors (or Construction Managers) and Architects agreement that the Shop Drawings do comply with the design intent and the Contract Documents.

DO NOT SCALE PLANS
Copying, Printing, Software and other processes required to produce these prints can stretch or shrink the actual paper or layout. Therefore, scaling of this drawing may be inaccurate. Contact the Glazing Contractor for any additional dimensions or clarifications.

Shop Drawings Prepared By



Charrette Studios Inc.
23581 Donaldson Street
Clinton Township, Michigan 48035
P: 586-790-4329 | F: 586-790-4346

CSI Project Information
Drawn By: Jonathan Beckham
CSI Project No: 03061959

Architect
Design Group Inc.
515 E. Main Street
Columbus, Ohio 43215

General Cntr. or Constuction Mgr.
Wetly Building Company Ltd.
3360 Tremont Road, Suite 210
Columbus, Ohio 43221

No.	Date	Subject
1	02-28-18	First Submittal
2	04-26-18	Second Submittal
3	05-29-18	Third Submittal
4	06-25-18	Fourth Submittal

Project Name & Location

Fairfield Medical Center
2400 N. Columbus Street
Lancaster, Ohio 43130

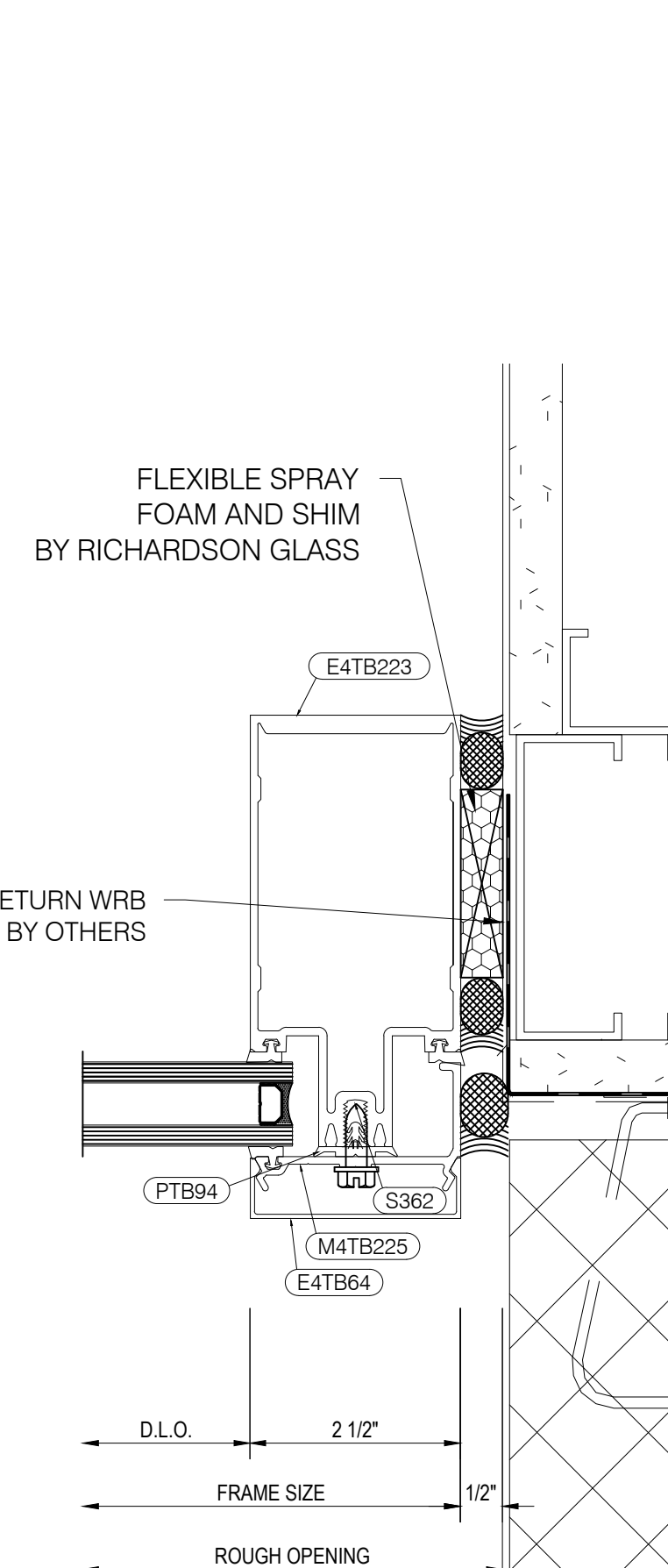
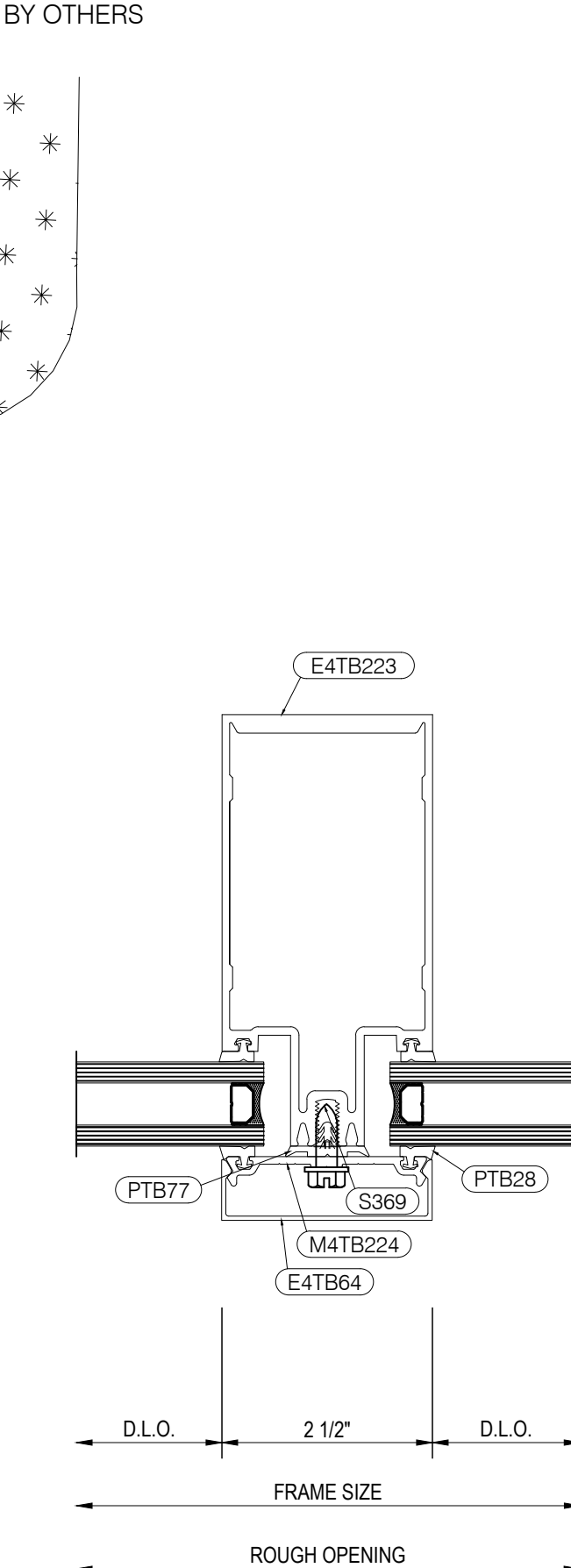
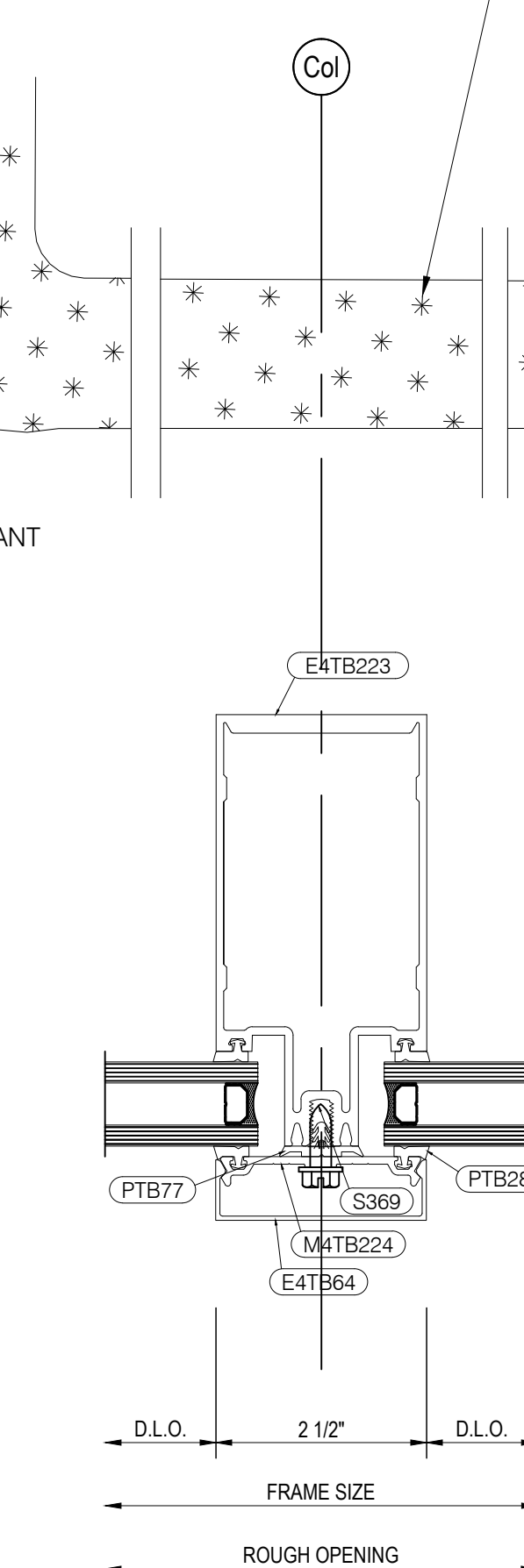
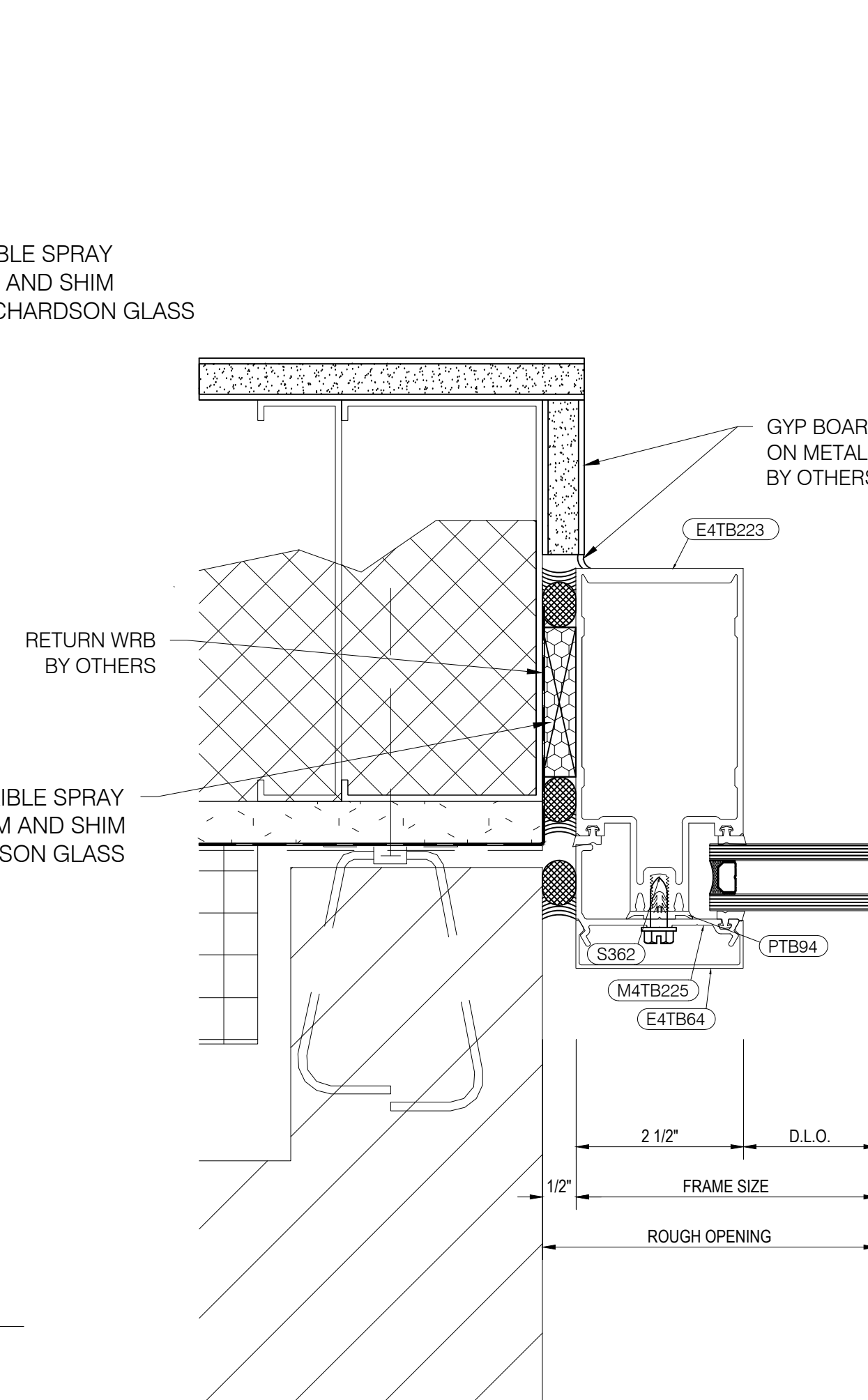
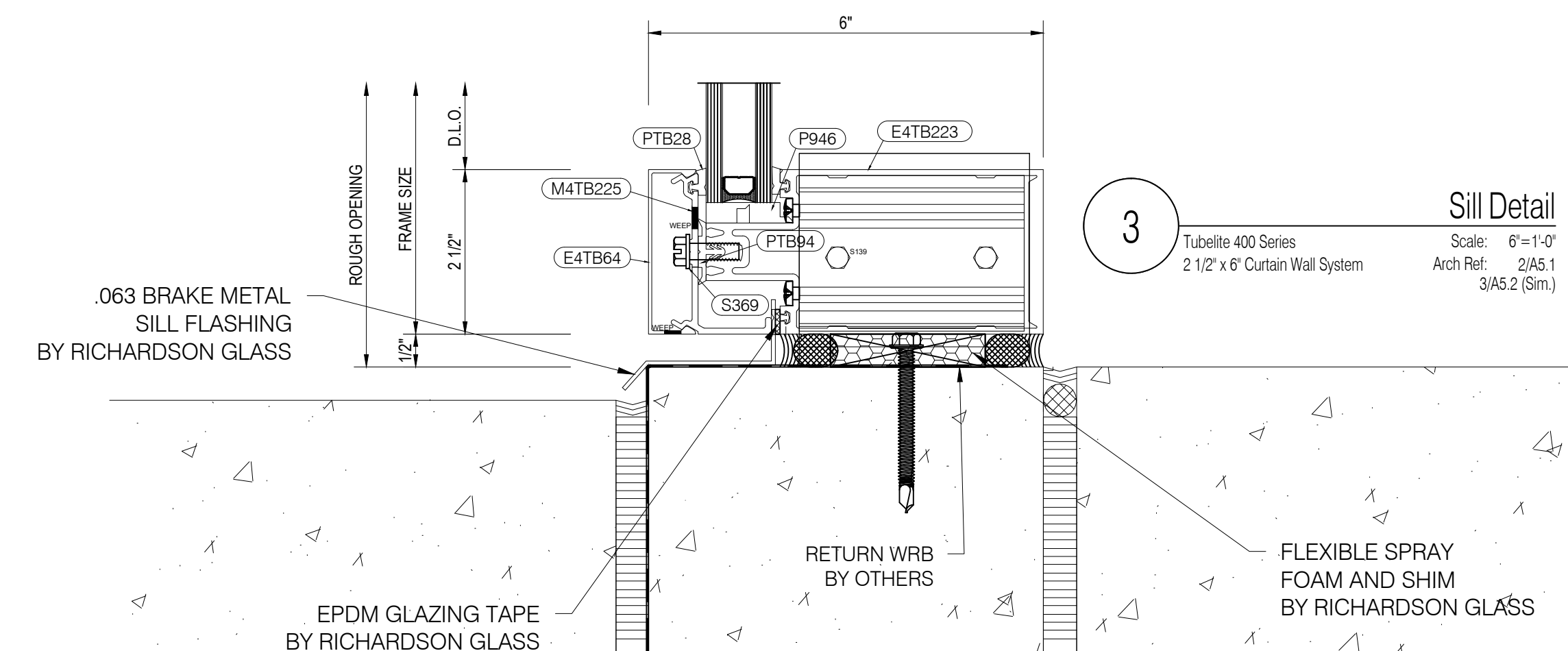
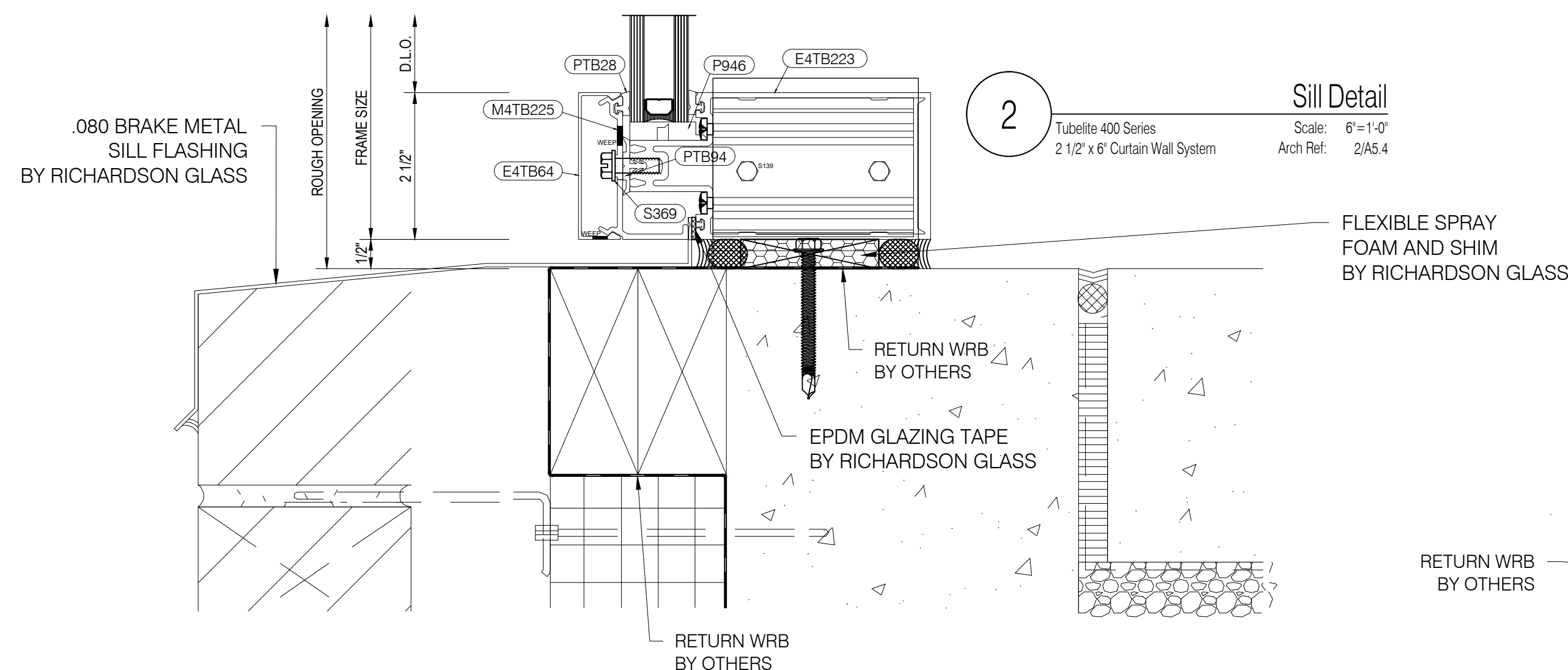
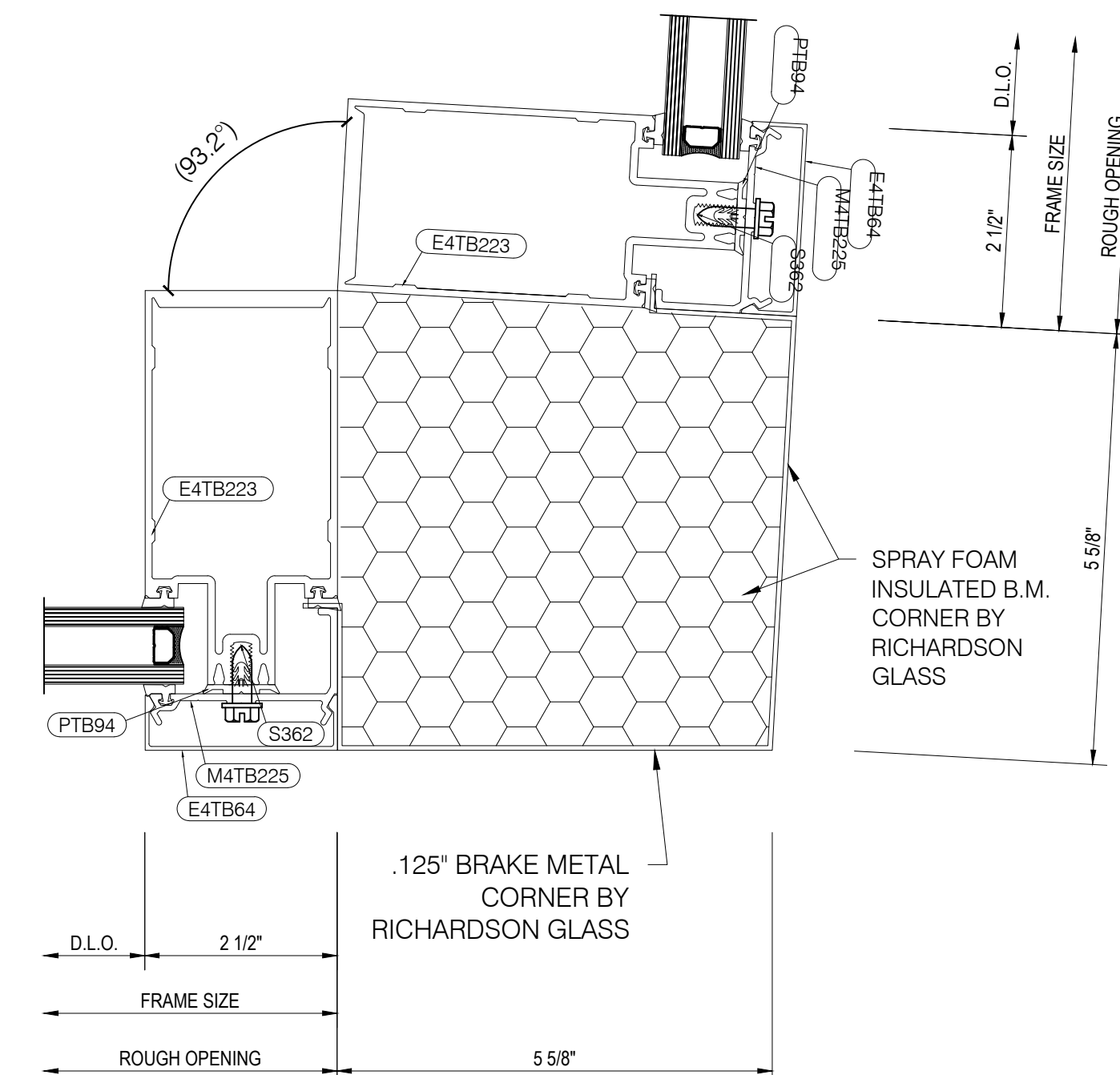
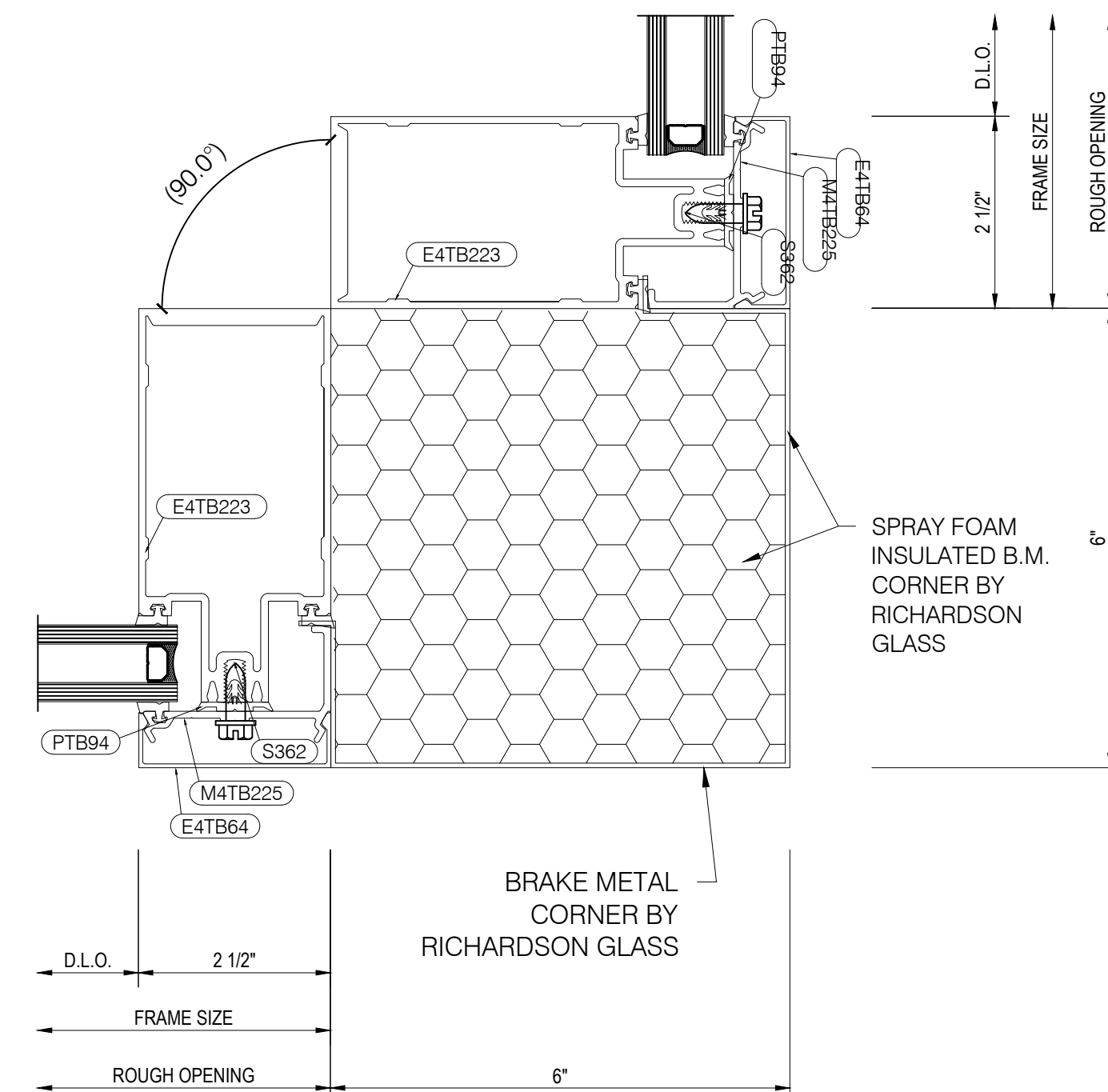
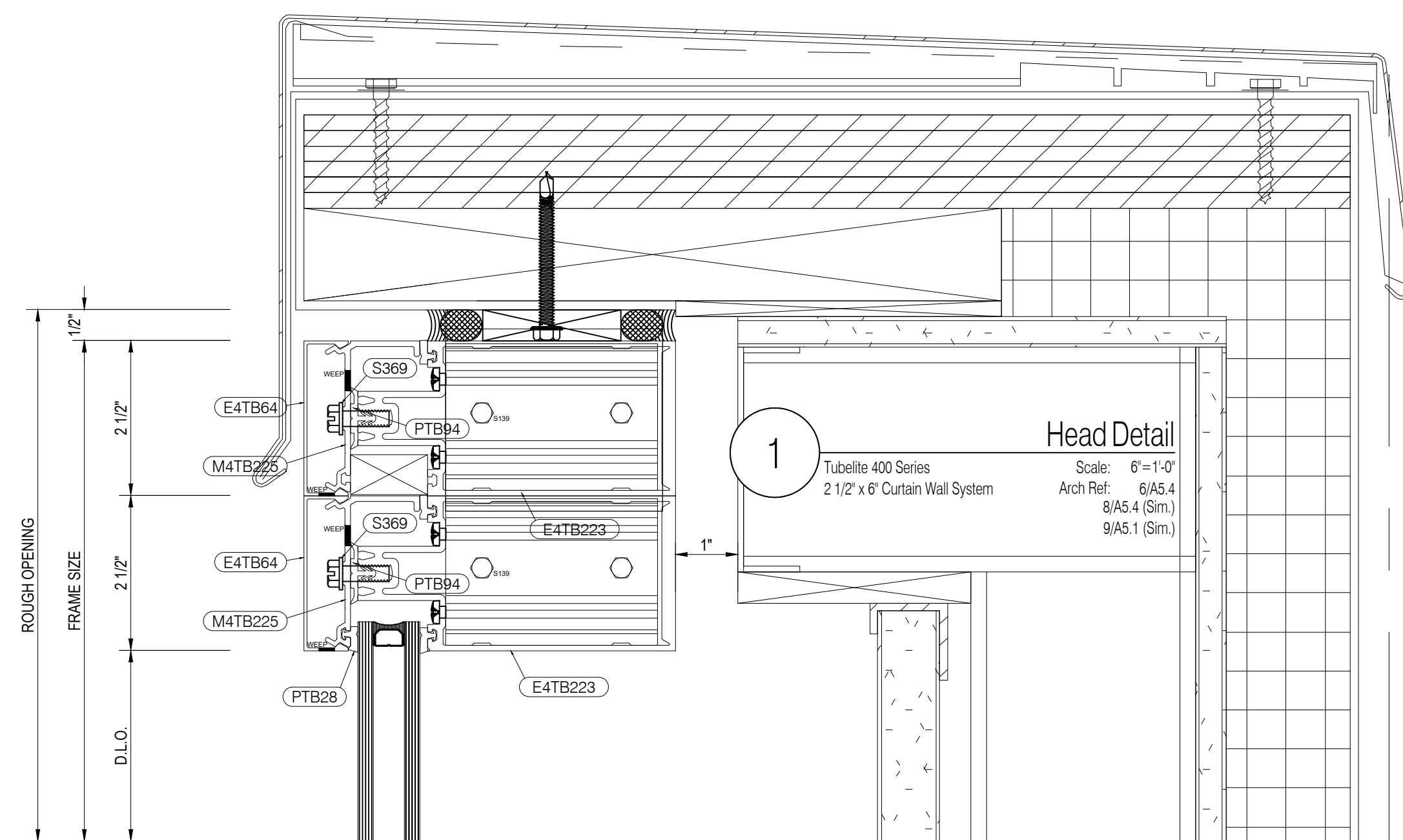
Storefront & Curtain Wall
Shop Drawings

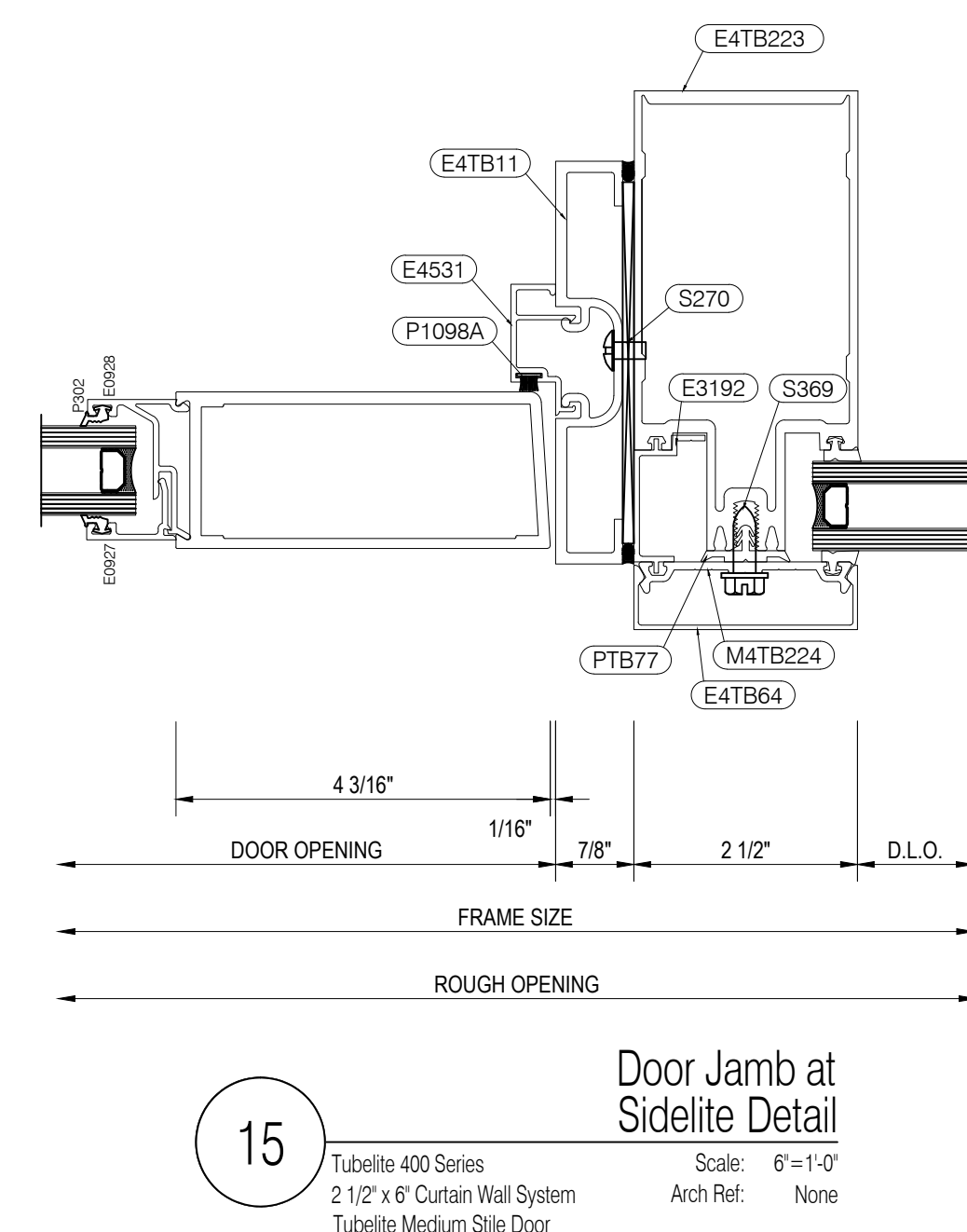
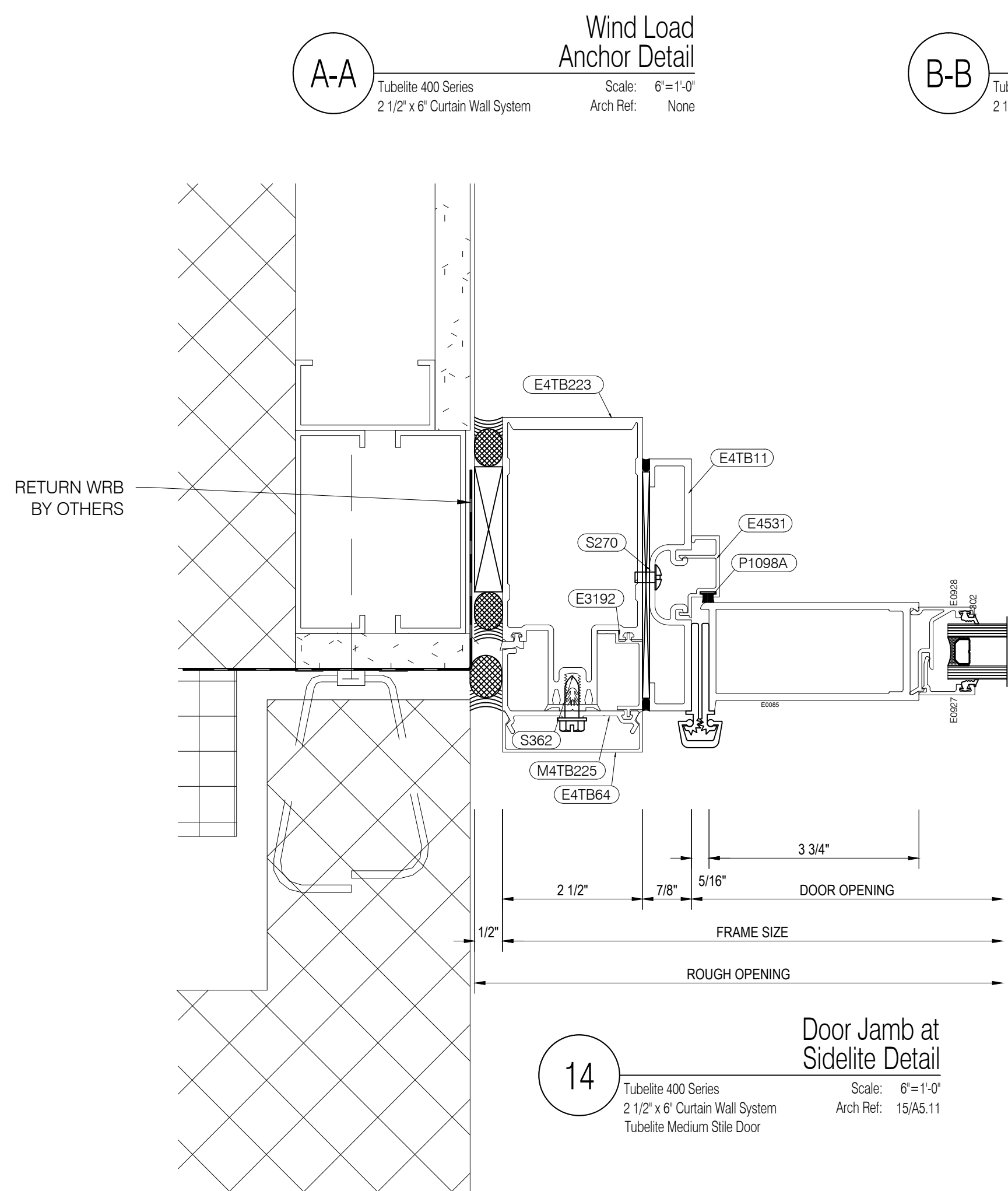
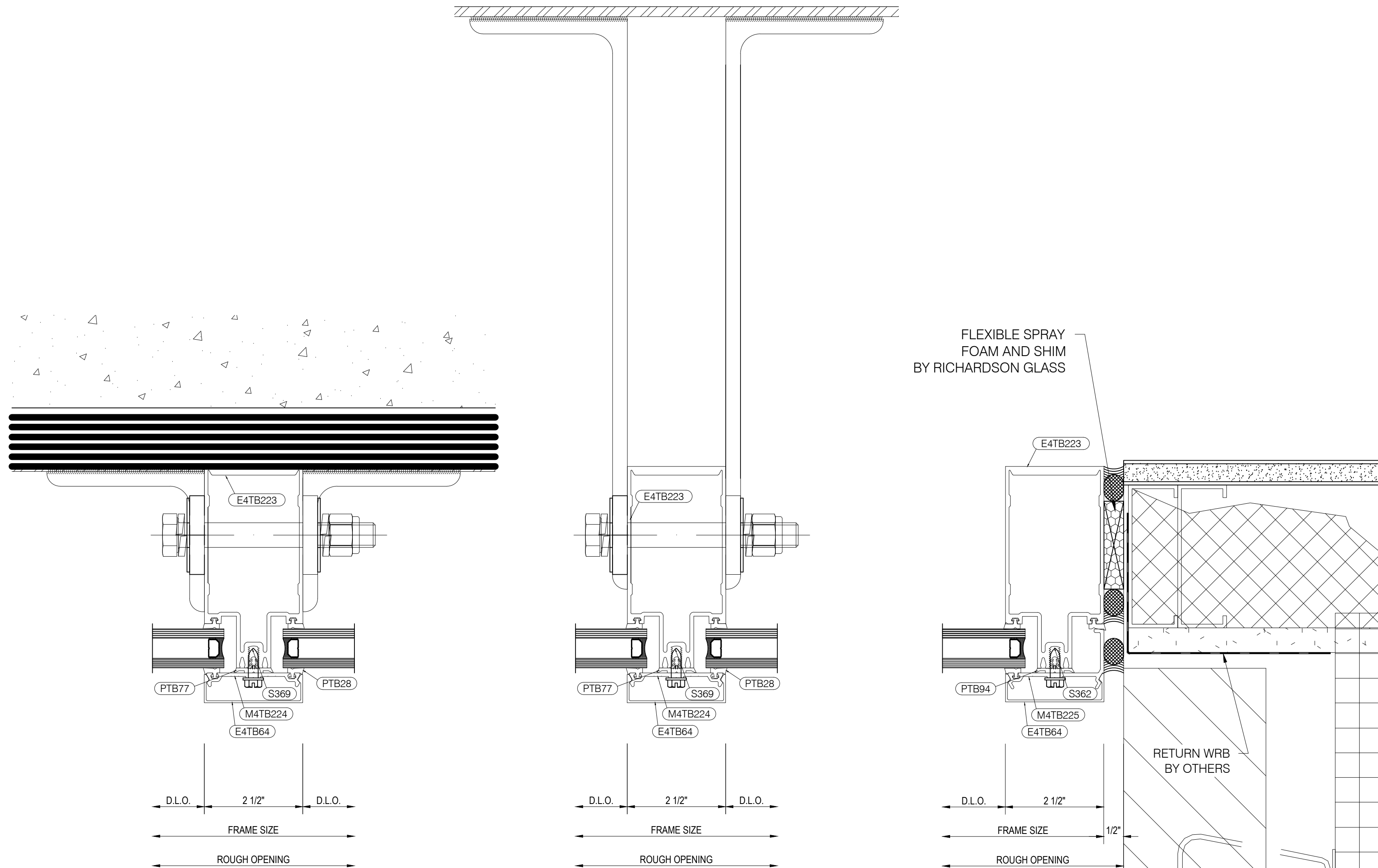
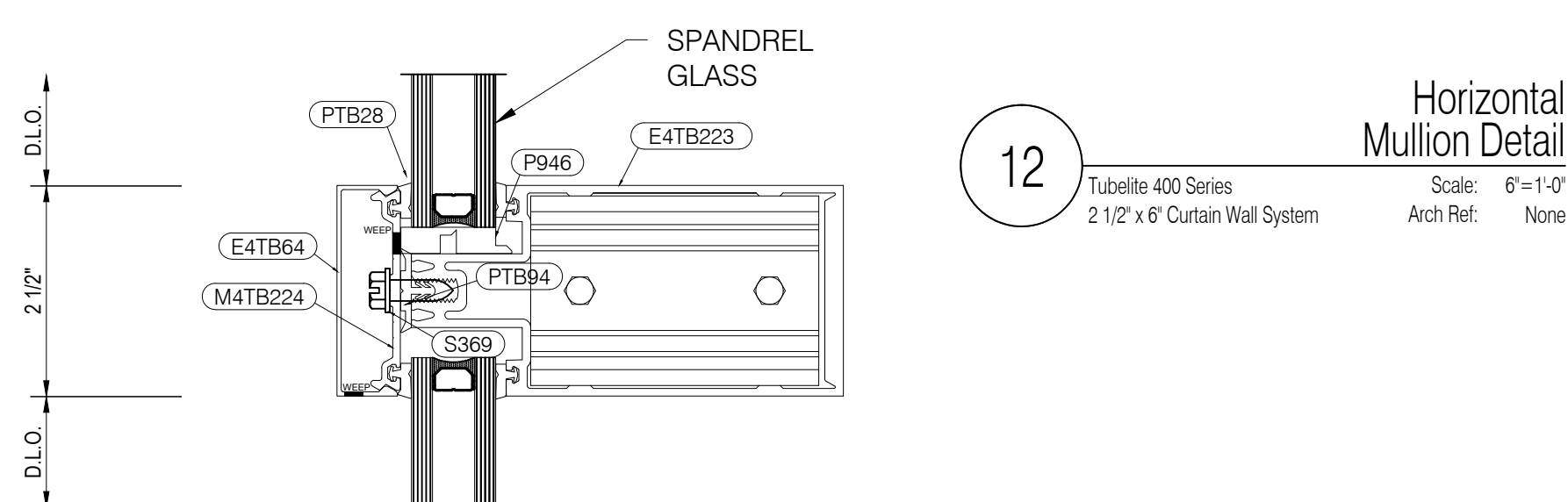
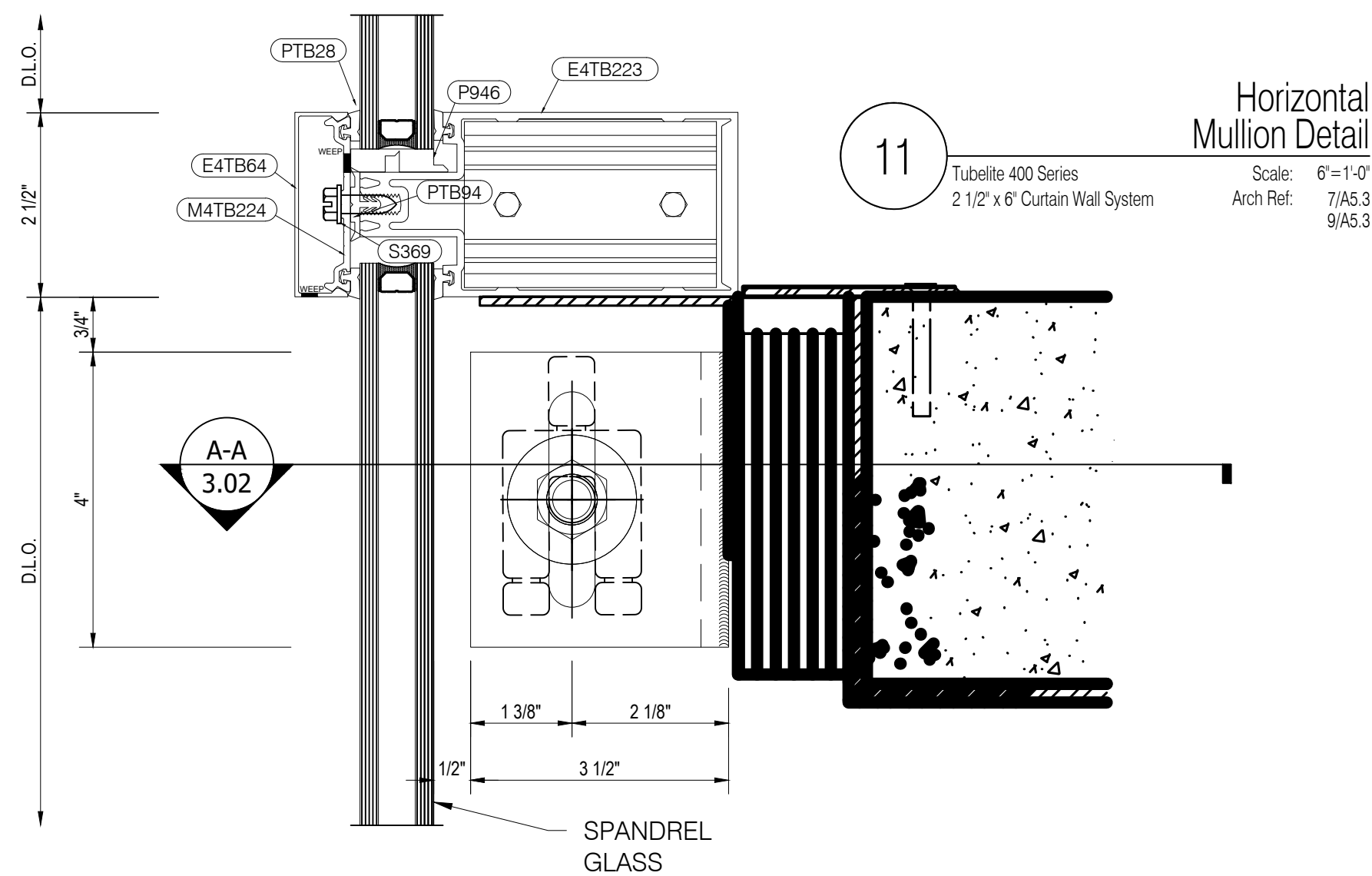
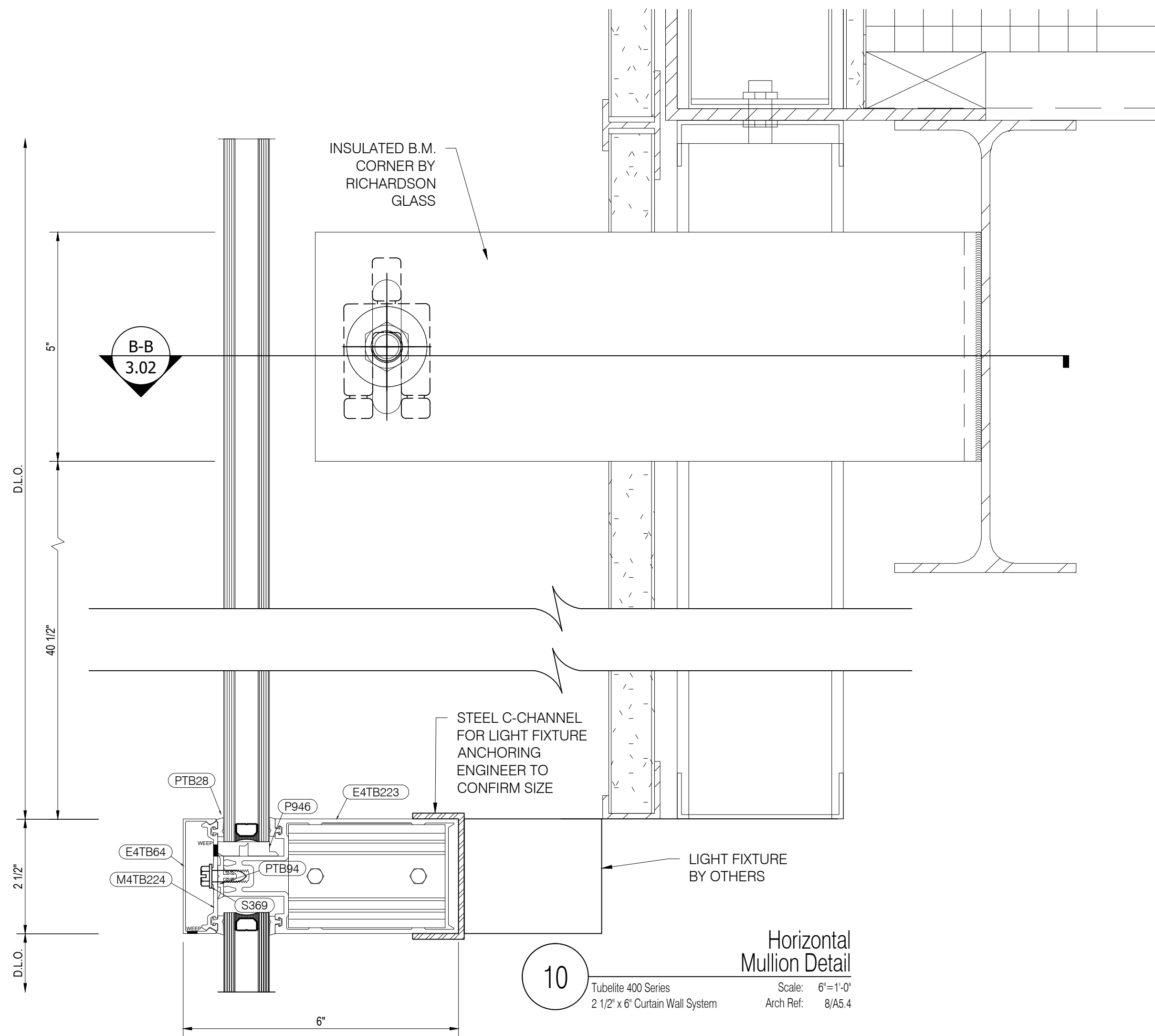
Project Information
Project Manager: Nate Clark

Drawing Title
Details

Scale: As Noted

Sheet Number
3.01





RICHARDSON
GLASS SERVICE

Richardson Glass Service
1165 Mt. Vernon Road
Newark, Ohio 43055
Phone (740) 366-5090 | Fax (740) 366-3299

IMPORTANT
These Shop Drawings are our interpretation of the contract documents. It shall be the responsibility of the General Contractor (or Construction Manager) to review these drawings for compliance with the design intent and Contract Documents. When these drawings are returned with "Approved", "Approved as Noted" or "Reviewed" stamped on them, it shall constitute the General Contractors (or Construction Managers) and Architects agreement that the Shop Drawings do comply with the design intent and the Contract Documents.

DO NOT SCALE PLANS
Copying, Printing, Software and other processes required to produce these prints can stretch or shrink the actual paper or layout. Therefore, scaling of this drawing may be inaccurate. Contact the Glazing Contractor for any additional dimensions or clarifications.

Shop Drawings Prepared By

Charrette
Studios, Inc.

Charrette Studios Inc.
23581 Donaldson Street
Clinton Township, Michigan 48035
P: 586-790-4329 | F: 586-790-4346

CSI Project Information
Drawn By: Jonathan Beckham
CSI Project No: 03061959

Architect
Design Group Inc.
515 E. Main Street
Columbus, Ohio 43215

General Cntr. or Constuction Mgr.
Wetly Building Company Ltd.
3360 Tremont Road, Suite 210
Columbus, Ohio 43221

Issue & Revision Dates

No.	Date	Subject
1	02-28-18	First Submittal
2	04-26-18	Second Submittal
3	05-29-18	Third Submittal
4	06-25-18	Fourth Submittal

Project Name & Location

Fairfield Medical Center
2400 N. Columbus Street
Lancaster, Ohio 43130

Storefront & Curtain Wall Shop Drawings

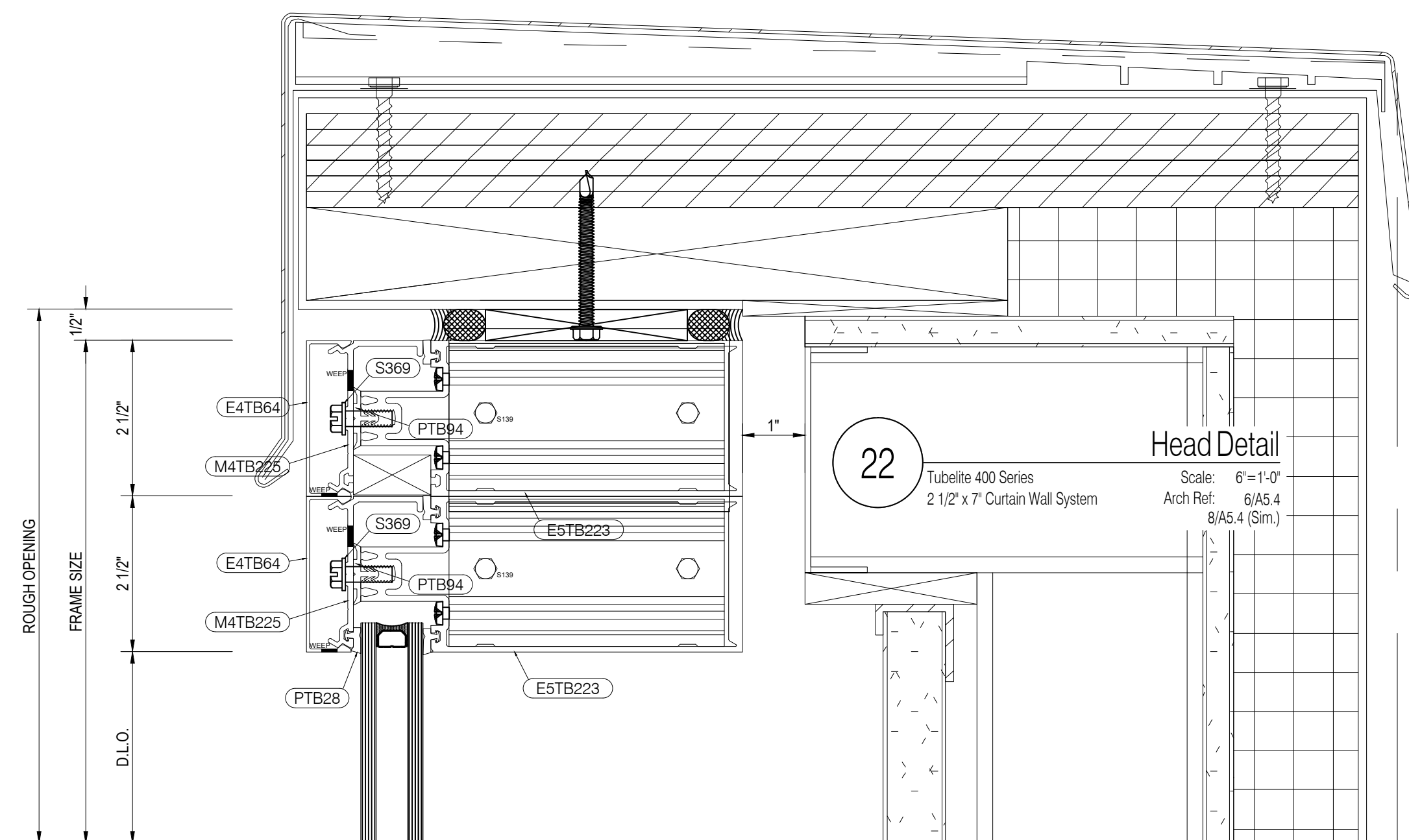
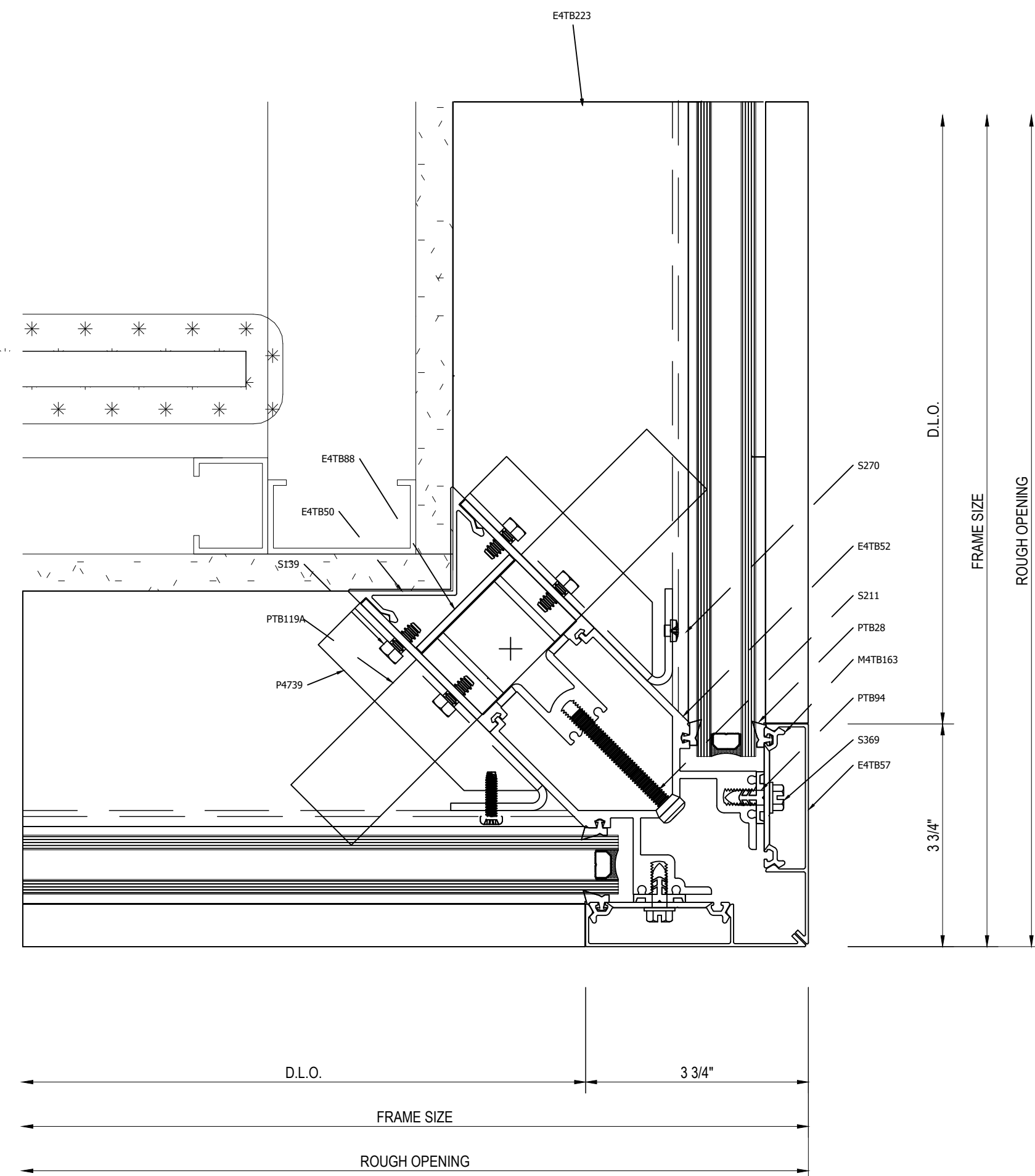
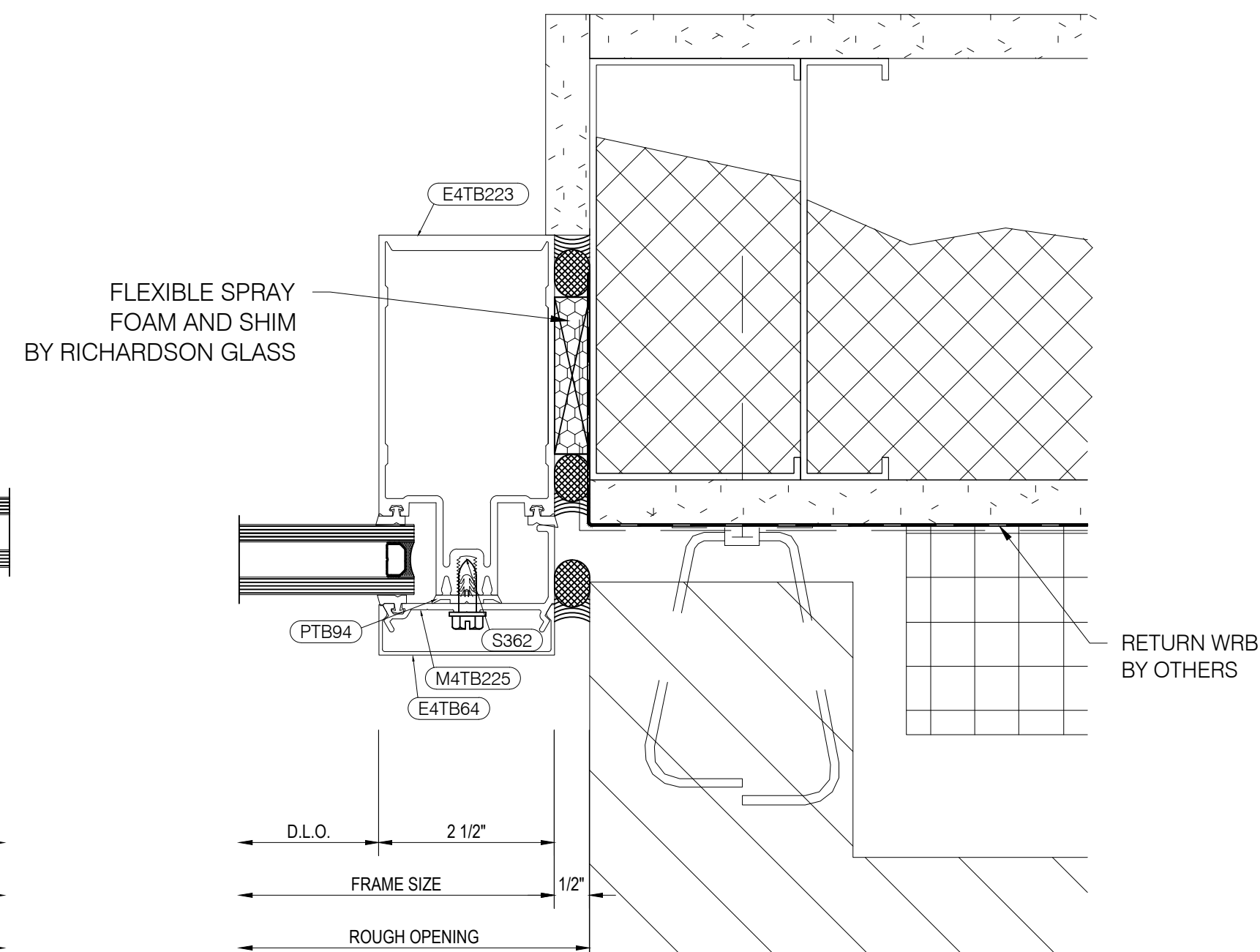
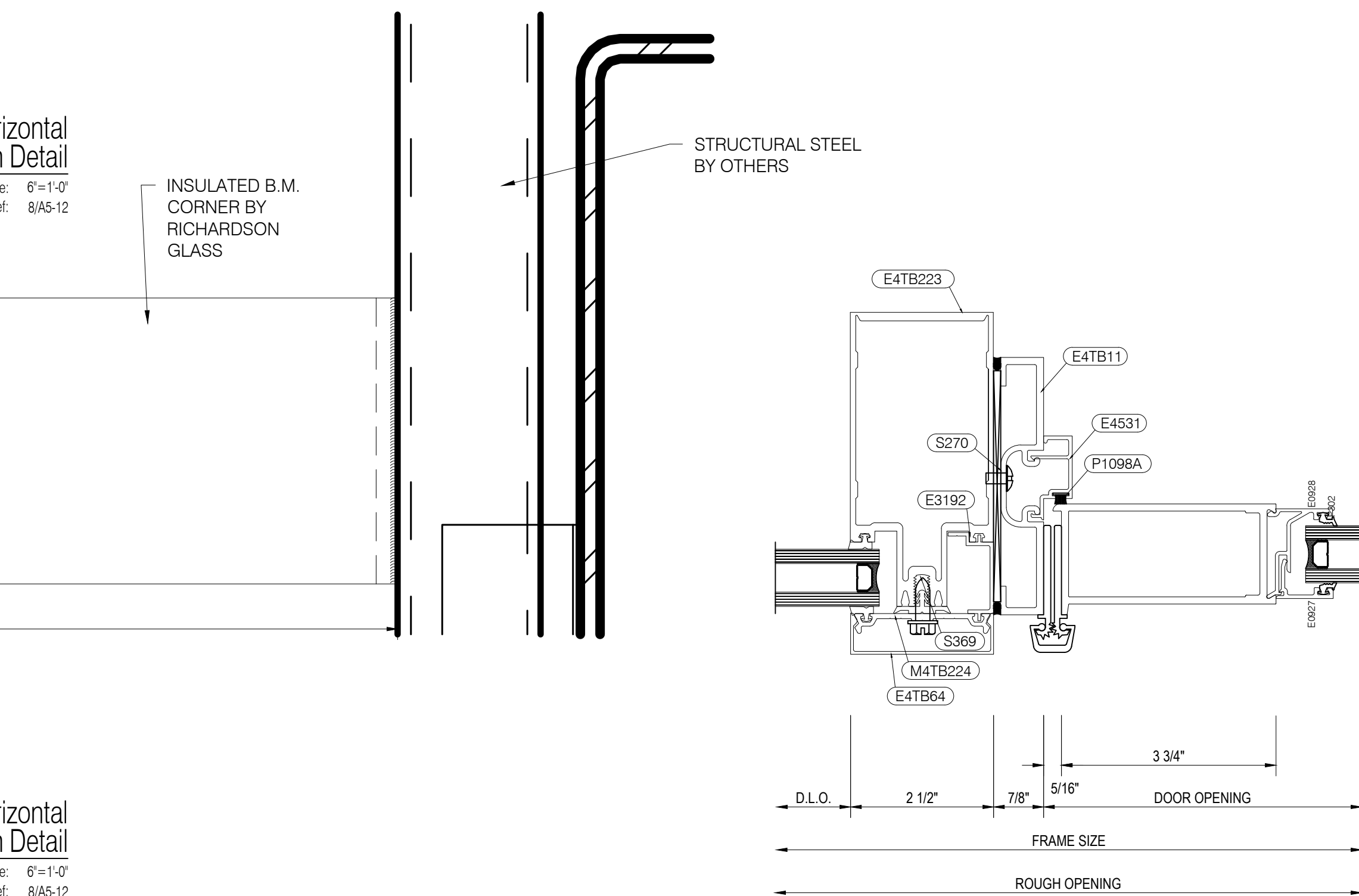
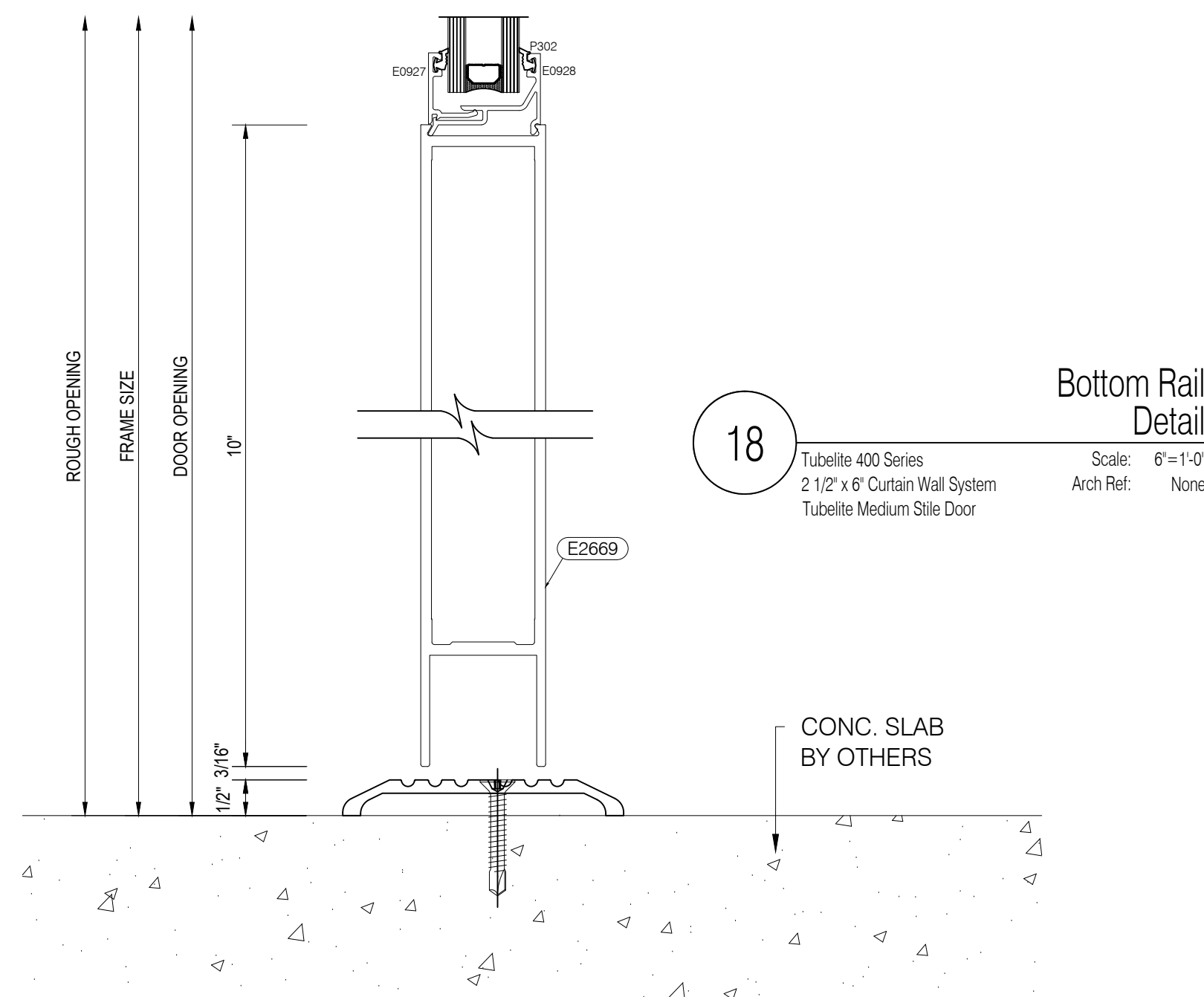
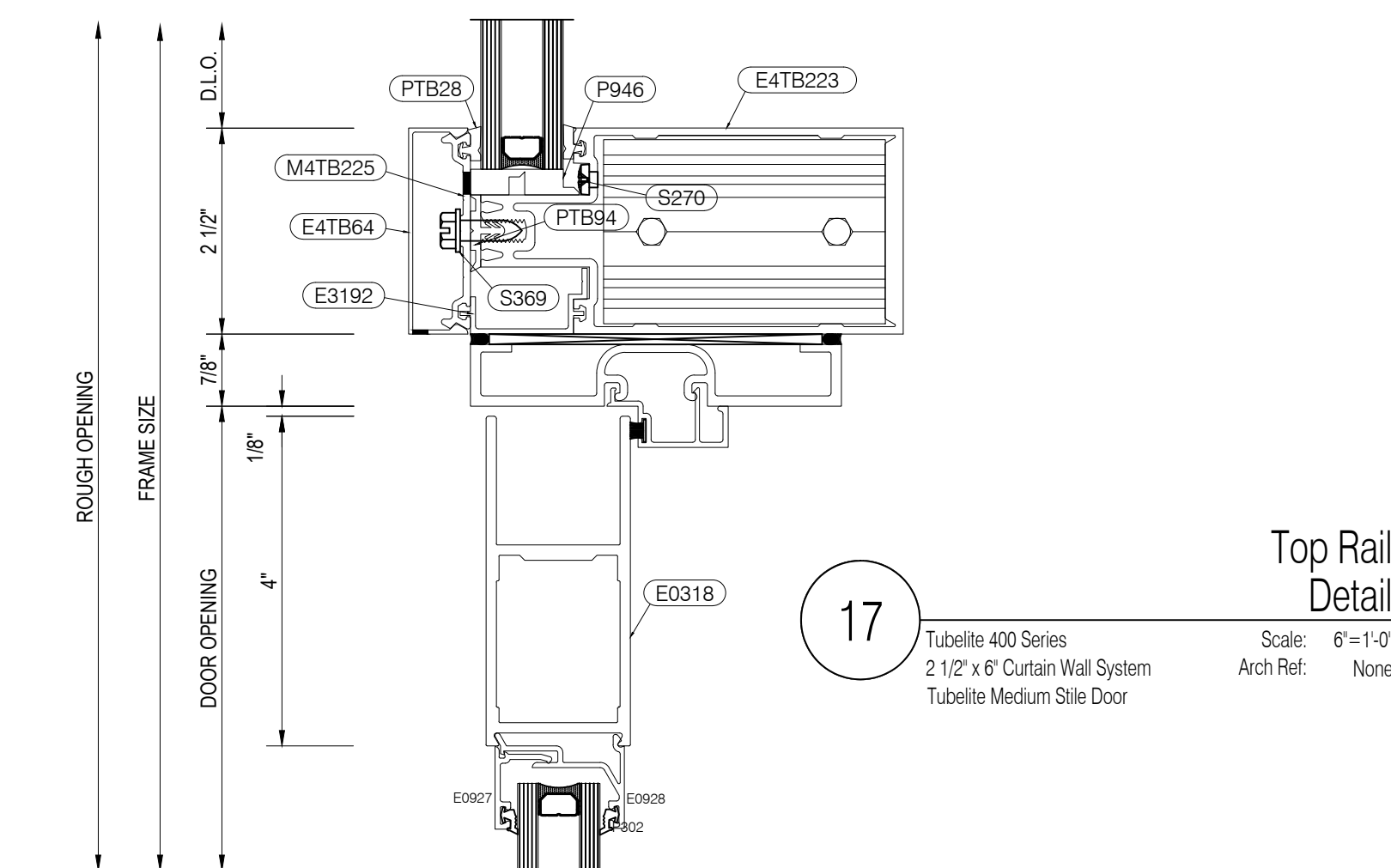
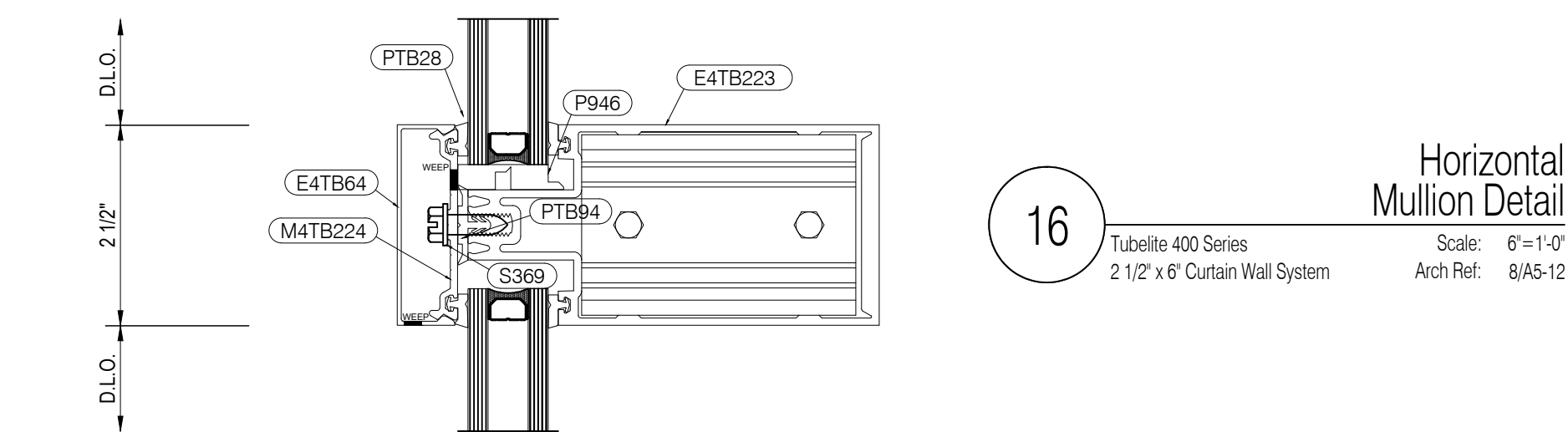
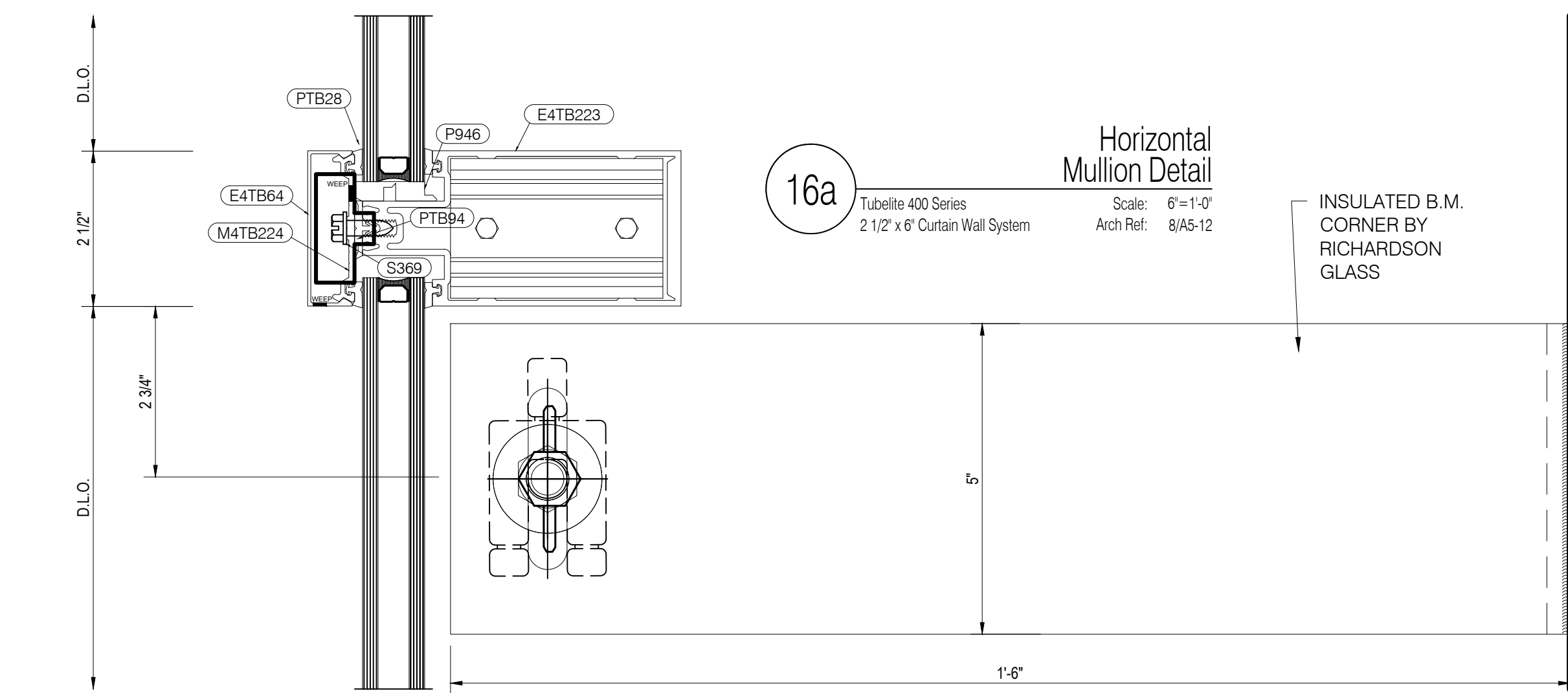
Project Information
Project Manager: Nate Clark

Drawing Title
Details

Scale: As Noted

Sheet Number

3.02



RICHARDSON
GLASS SERVICE

Richardson Glass Service
1165 Mt. Vernon Road
Newark, Ohio 43055
Phone (740) 366-5090 | Fax (740) 366-3299

IMPORTANT
These Shop Drawings are our interpretation of the contract documents. It shall be the responsibility of the General Contractor (or Construction Manager) to review these drawings for compliance with the design intent and Contract Documents. When these drawings are returned with "Approved", "Approved as Noted" or "Reviewed" stamped on them, it shall constitute the General Contractors (or Construction Managers) and Architects agreement that the Shop Drawings do comply with the design intent and the Contract Documents.

DO NOT SCALE PLANS
Copying, Printing, Software and other processes required to produce these prints can stretch or shrink the actual paper or layout. Therefore, scaling of this drawing may be inaccurate. Contact the Glazing Contractor for any additional dimensions or clarifications.

Shop Drawings Prepared By

Charrette
Studios, Inc.

Charrette Studios Inc.
23581 Donaldson Street
Clinton Township, Michigan 48035
P: 586-790-4329 | F: 586-790-4346

CSI Project Information
Drawn By: Jonathan Beckham
CSI Project No: 03061959

Architect
Design Group Inc.
515 E. Main Street
Columbus, Ohio 43215

General Cntr. or Constuction Mgr.
Wetly Building Company Ltd.
3360 Tremont Road, Suite 210
Columbus, Ohio 43221

No.	Date	Subject
1	02-28-18	First Submittal
2	04-26-18	Second Submittal
3	05-29-18	Third Submittal
4	06-25-18	Fourth Submittal

Project Name & Location

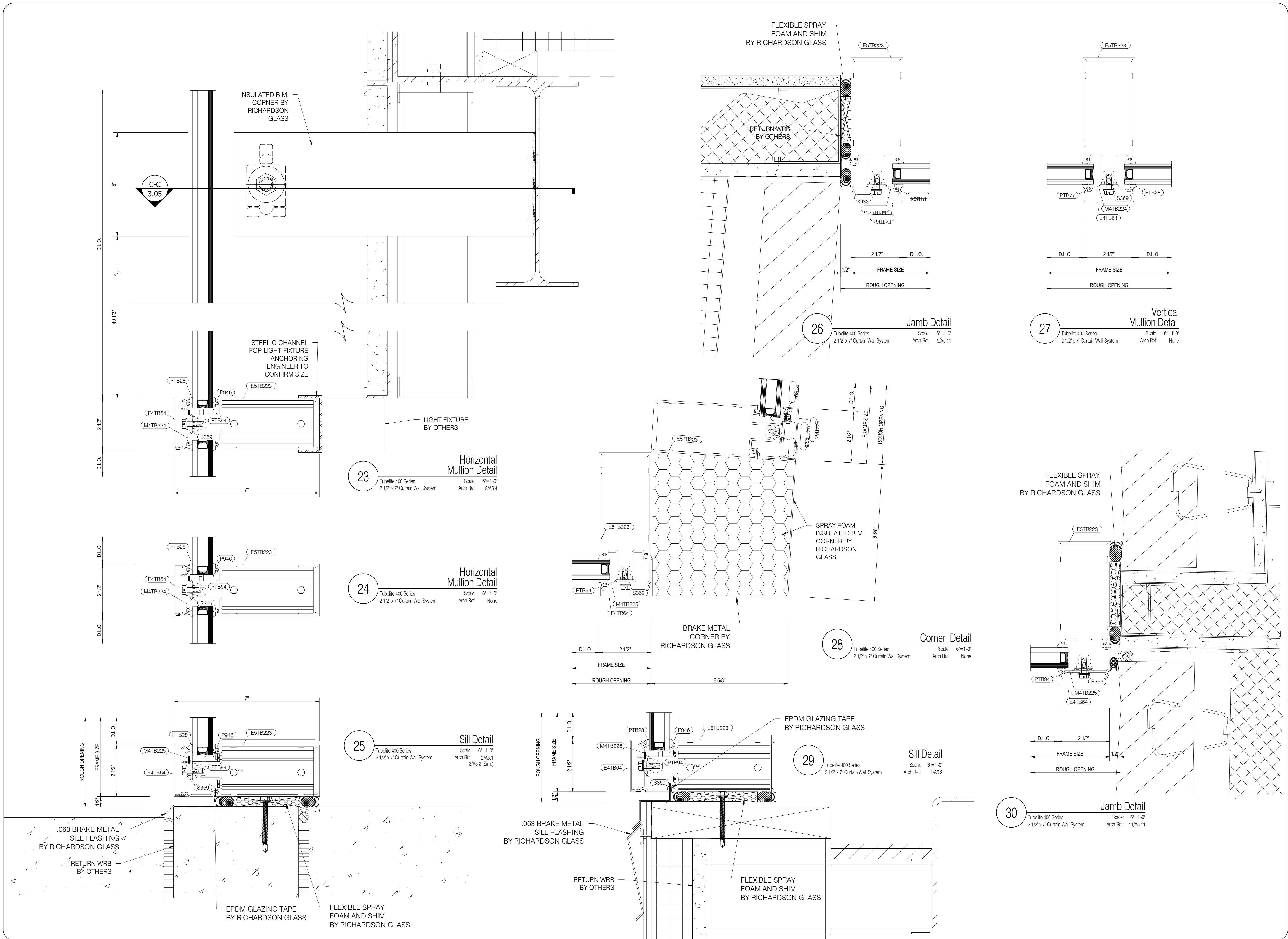
Fairfield Medical Center
2400 N. Columbus Street
Lancaster, Ohio 43130
Storefront & Curtain Wall
Shop Drawings

Project Information
Project Manager: Nate Clark

Drawing Title
Details

Scale: As Noted

Sheet Number
3.03



RICHARDSON
CLASS SERVICE

Richardson Glass Service
1165 Mt. Vernon Road
Newark, Ohio 43055
Phone (740) 366-5090 | Fax (740) 366-3299

IMPORTANT
These Shop Drawings are our interpretation of the contract documents. It shall be the responsibility of the General Contractor (or Construction Manager) to review these drawings for compliance with the design intent and Contract Documents. When these drawings are returned with "Approved", "Approved as Noted" or "Reviewed" stamped on them, it shall constitute the General Contractors (or Construction Managers) and Architects agreement that the Shop Drawings do comply with the design intent and the Contract Documents.

DO NOT SCALE PLANS
Copying, Printing, Software and other processes required to produce these prints can stretch or shrink the actual paper or layout. Therefore, scaling of this drawing may be inaccurate. Contact the Glazing Contractor for any additional dimensions or clarifications.

Shop Drawings Prepared By



Charrette Studios Inc.
23581 Donaldson Street
Clinton Township, Michigan 48035
P: 586-790-4329 | F: 586-790-4346

CSI Project Information
Drawn By: Jonathan Beckham
CSI Project No: 03061959

Architect
Design Group Inc.
515 E. Main Street
Columbus, Ohio 43215

General Cntr. or Constuction Mgr.
Wetly Building Company Ltd.
3360 Tremont Road, Suite 210
Columbus, Ohio 43221

No.	Date	Subject
1	02-28-18	First Submittal
2	04-26-18	Second Submittal
3	05-29-18	Third Submittal
4	06-25-18	Fourth Submittal

Project Name & Location

Fairfield Medical Center
2400 N. Columbus Street
Lancaster, Ohio 43130

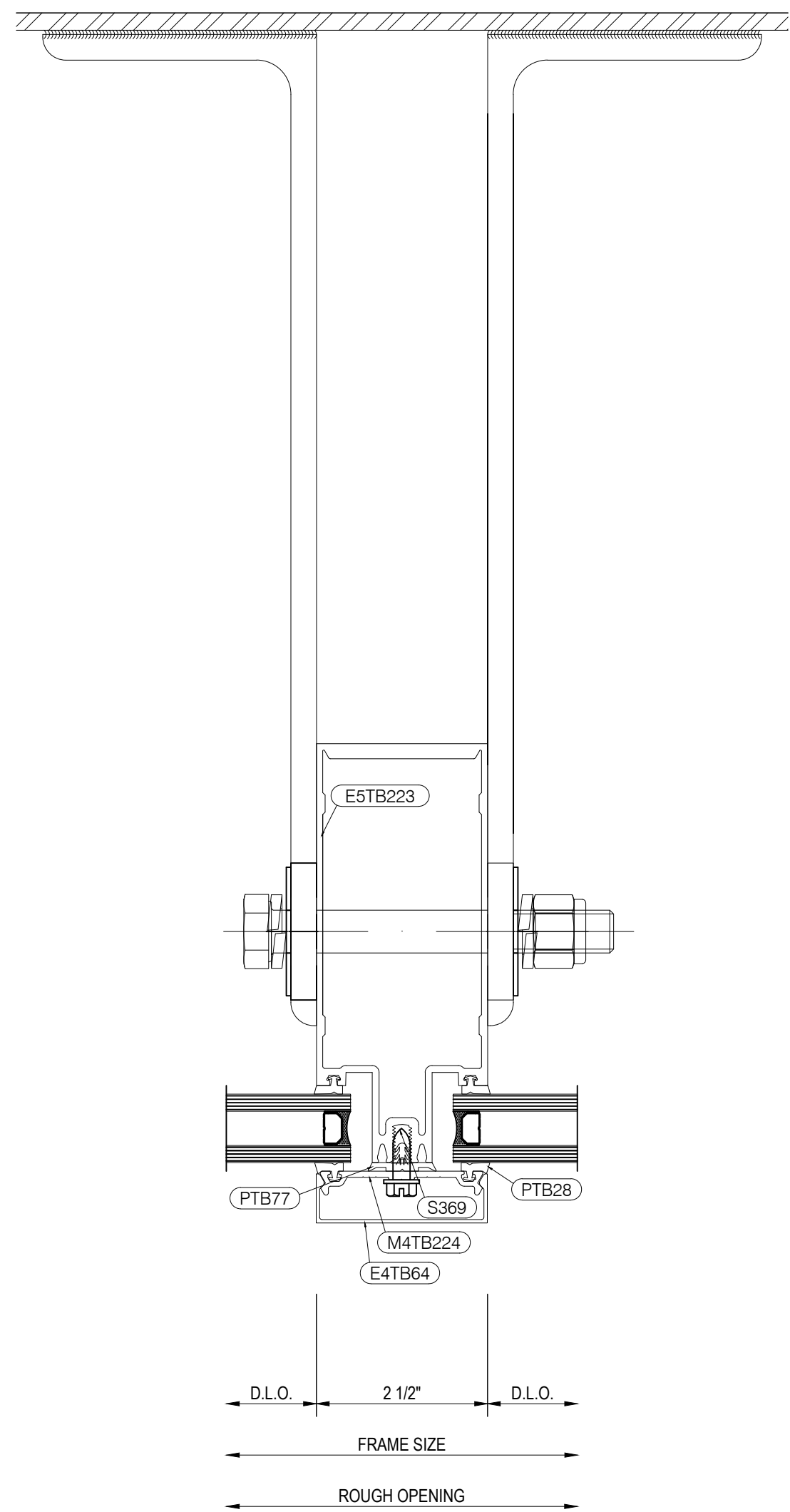
Storefront & Curtain Wall
Shop Drawings

Project Information
Project Manager: Nate Clark

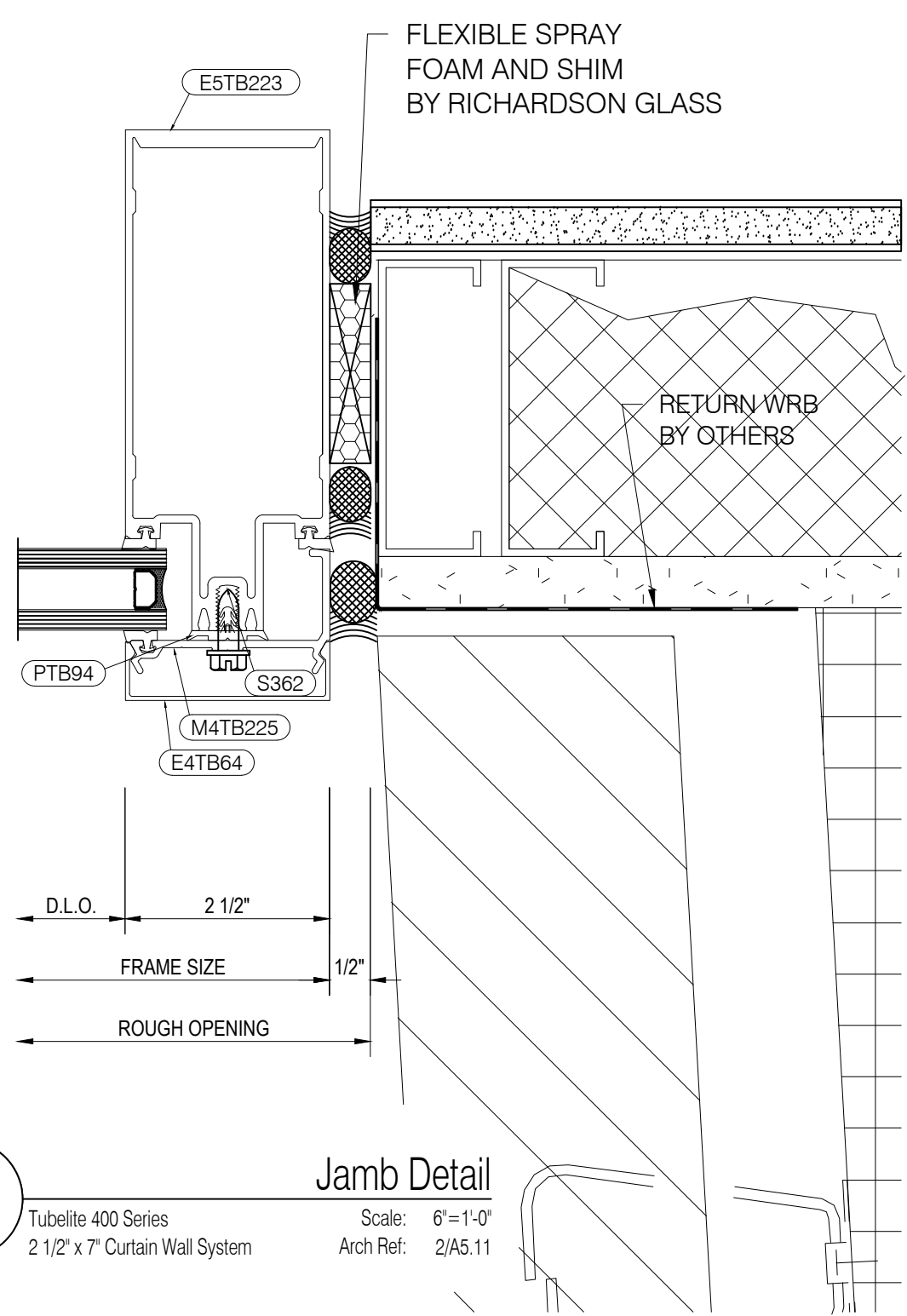
Drawing Title
Details

Scale: As Noted

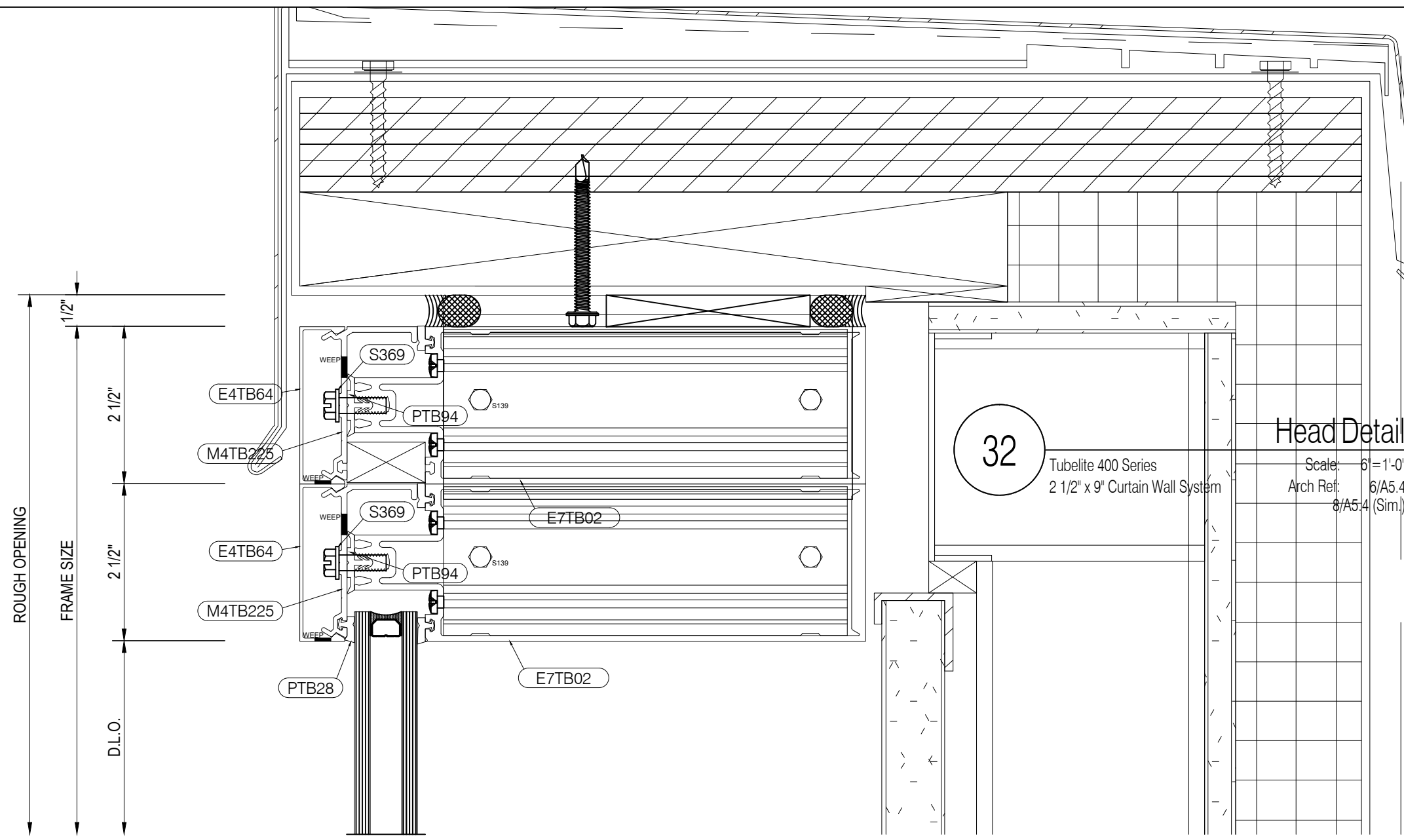
Sheet Number
3.04



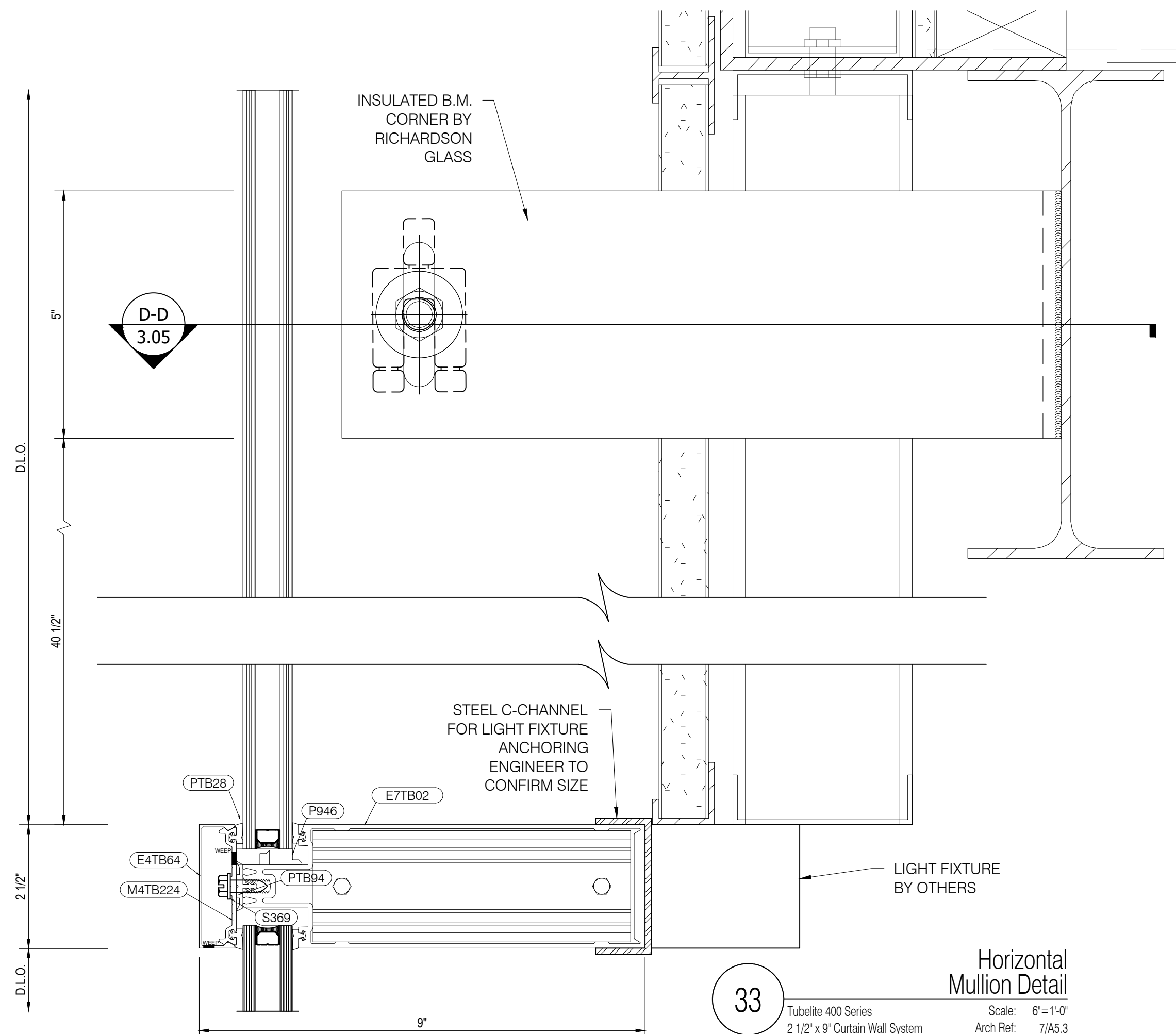
Wind Load Anchor Detail
C-C
Tubelite 400 Series
2 1/2" x 7" Curtain Wall System
Scale: 6"=1'-0"
Arch Ref: None



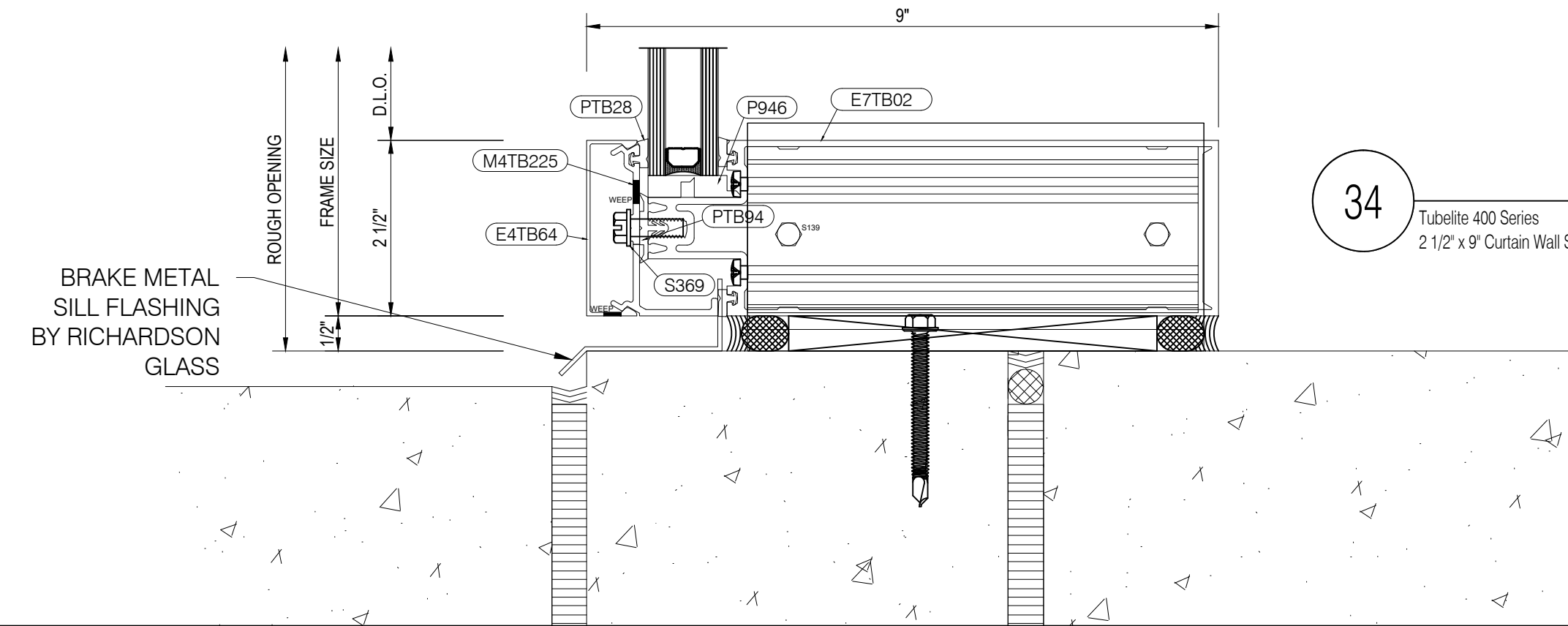
Jamb Detail
31
Tubelite 400 Series
2 1/2" x 7" Curtain Wall System
Scale: 6"=1'-0"
Arch Ref: 2/A5.11



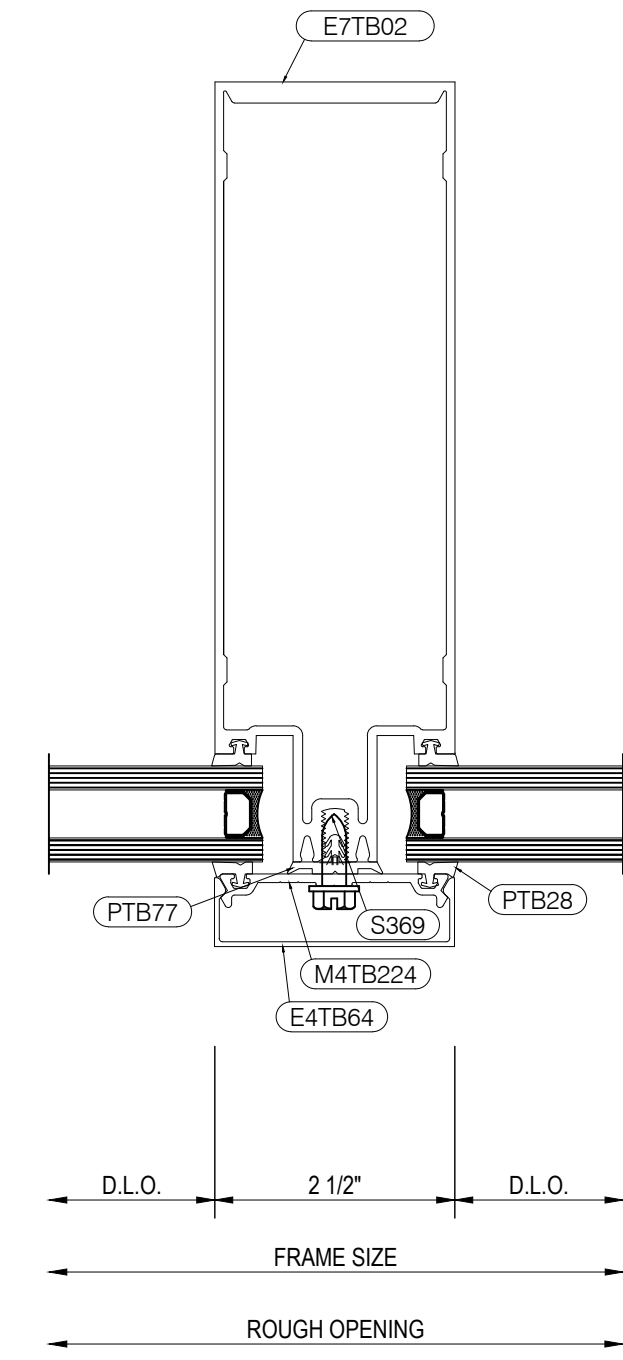
Head Detail
32
Tubelite 400 Series
2 1/2" x 9" Curtain Wall System
Scale: 6"=1'-0"
Arch Ref: 6/A5.4
9/A5.4 (Sim.)



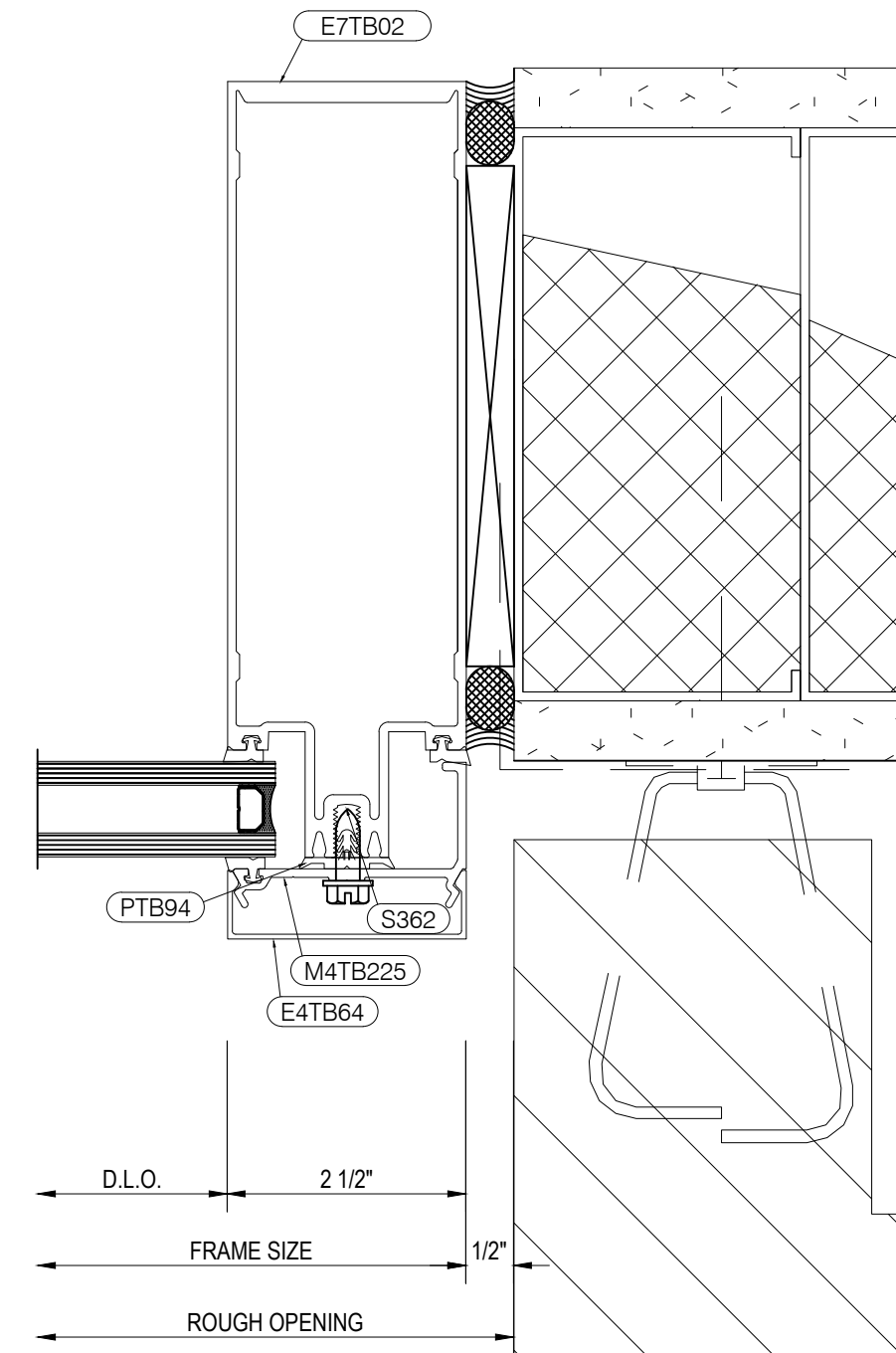
Horizontal Mullion Detail
33
Tubelite 400 Series
2 1/2" x 9" Curtain Wall System
Scale: 6"=1'-0"
Arch Ref: 7/A5.3
9/A5.3



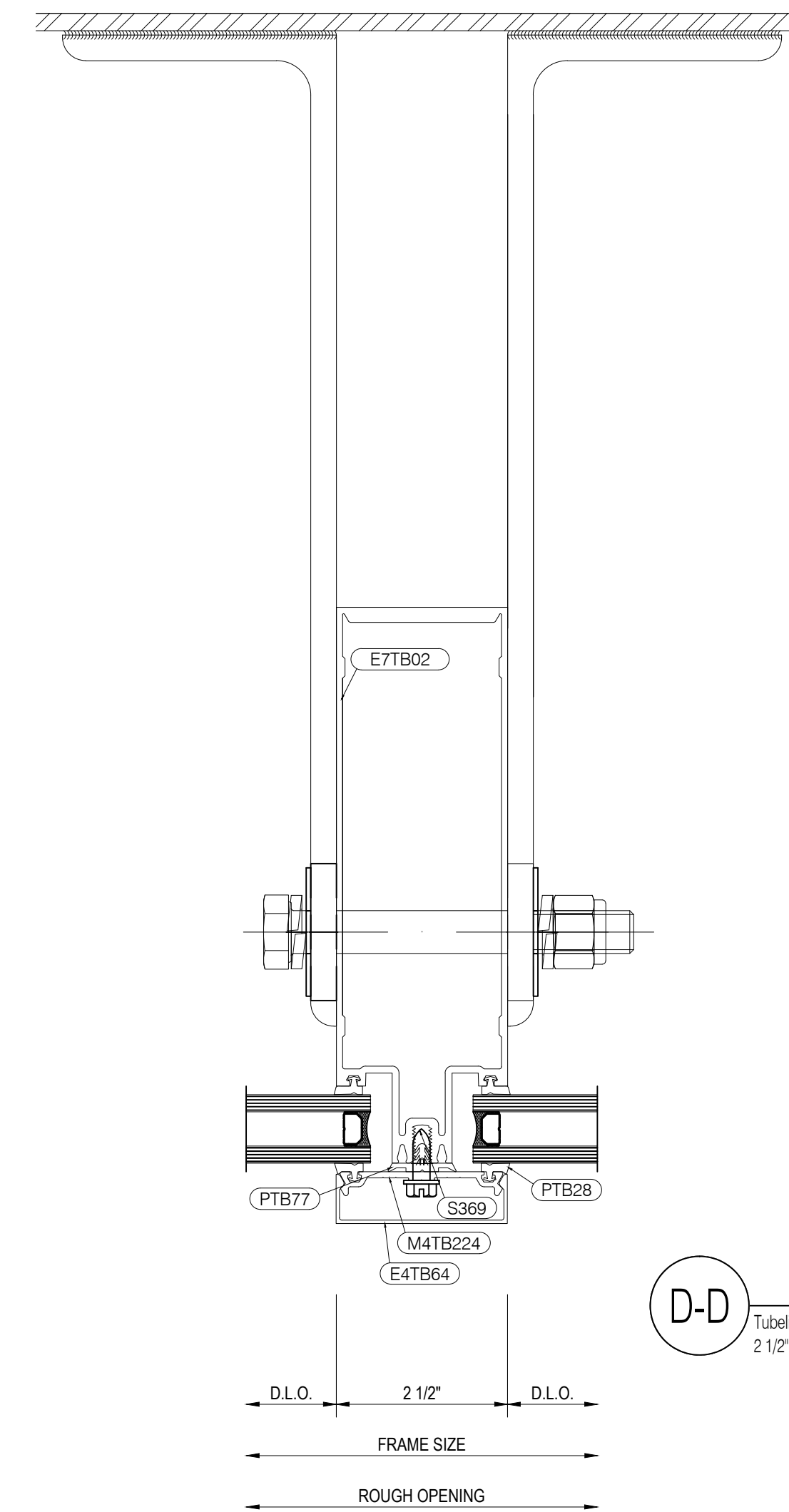
Sill Detail
34
Tubelite 400 Series
2 1/2" x 9" Curtain Wall System
Scale: 6"=1'-0"
Arch Ref: 2/A5.1
3/A5.2 (Sim.)



Vertical Mullion Detail
35
Tubelite 400 Series
2 1/2" x 9" Curtain Wall System
Scale: 6"=1'-0"
Arch Ref: None



Jamb Detail
36
Tubelite 400 Series
2 1/2" x 9" Curtain Wall System
Scale: 6"=1'-0"
Arch Ref: 7/A5.12
6/A5.12 (Sim.)



Wind Load Anchor Detail
D-D
Tubelite 400 Series
2 1/2" x 7" Curtain Wall System
Scale: 6"=1'-0"
Arch Ref: None



Richardson Glass Service
1165 Mt. Vernon Road
Newark, Ohio 43055
Phone (740) 366-5090 | Fax (740) 366-3299

IMPORTANT
These Shop Drawings are our interpretation of the contract documents. It shall be the responsibility of the General Contractor (or Construction Manager) to review these drawings for compliance with the design intent and Contract Documents. When these drawings are returned with "Approved", "Approved as Noted" or "Reviewed" stamped on them, it shall constitute the General Contractors (or Construction Managers) and Architects agreement that the Shop Drawings do comply with the design intent and the Contract Documents.

DO NOT SCALE PLANS
Copying, Printing, Software and other processes required to produce these prints can stretch or shrink the actual paper or layout. Therefore, scaling of this drawing may be inaccurate. Contact the Glazing Contractor for any additional dimensions or clarifications.

Shop Drawings Prepared By



Charrette Studios Inc.
23581 Donaldson Street
Clinton Township, Michigan 48035
P: 586-790-4329 | F: 586-790-4346

CSI Project Information
Drawn By: Jonathan Beckham
CSI Project No: 03061959

Architect
Design Group Inc.
515 E. Main Street
Columbus, Ohio 43215

General Cntr. or Constuction Mgr.
Wetly Building Company Ltd.
3360 Tremont Road, Suite 210
Columbus, Ohio 43221

Issue & Revision Dates		
No.	Date	Subject
1	02-28-18	First Submittal
2	04-26-18	Second Submittal
3	05-29-18	Third Submittal
4	06-25-18	Fourth Submittal

Project Name & Location

Fairfield Medical Center

2400 N. Columbus Street
Lancaster, Ohio 43130

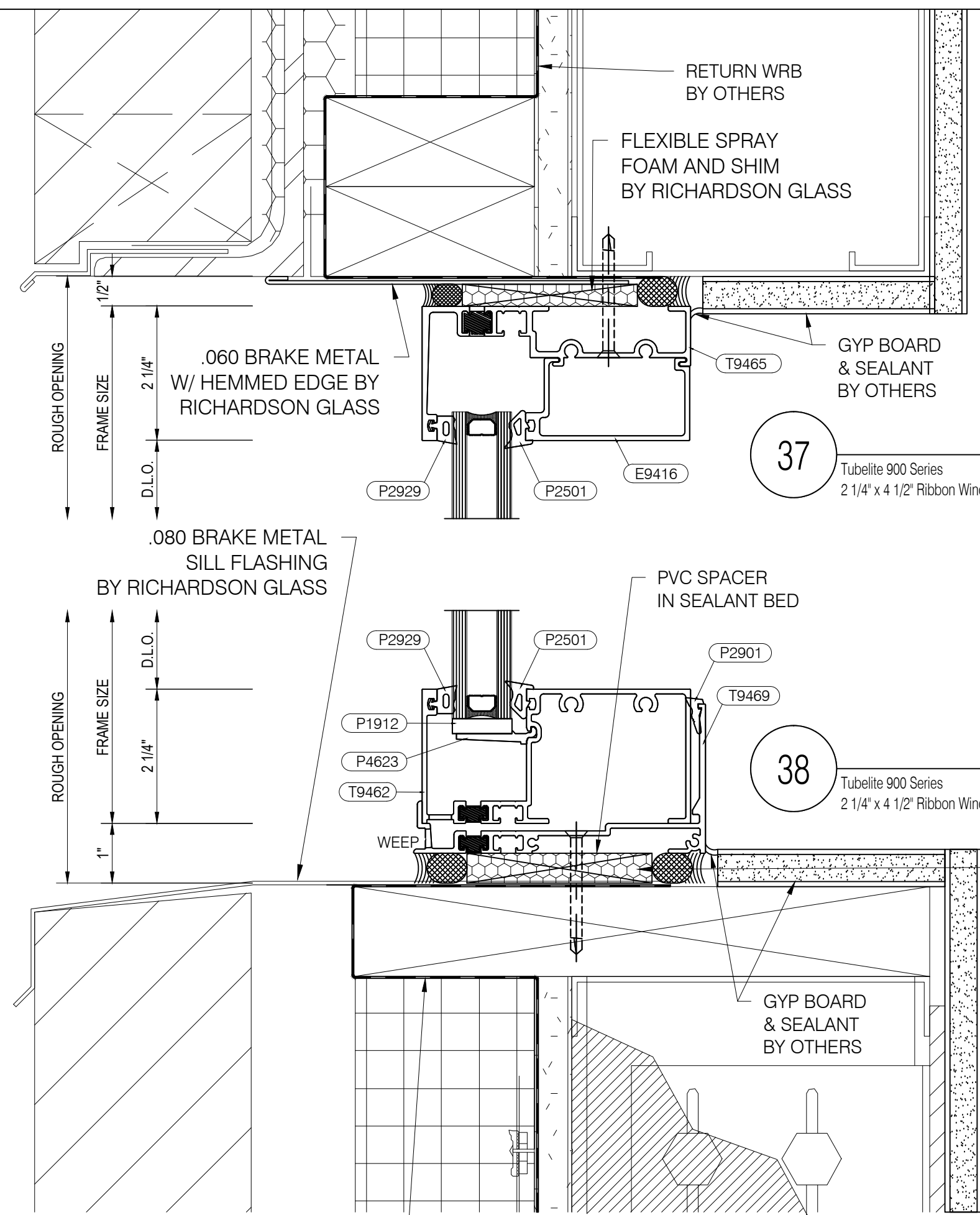
Storefront & Curtain Wall
Shop Drawings

Project Information
Project Manager: Nate Clark

Drawing Title
Details

Scale: As Noted

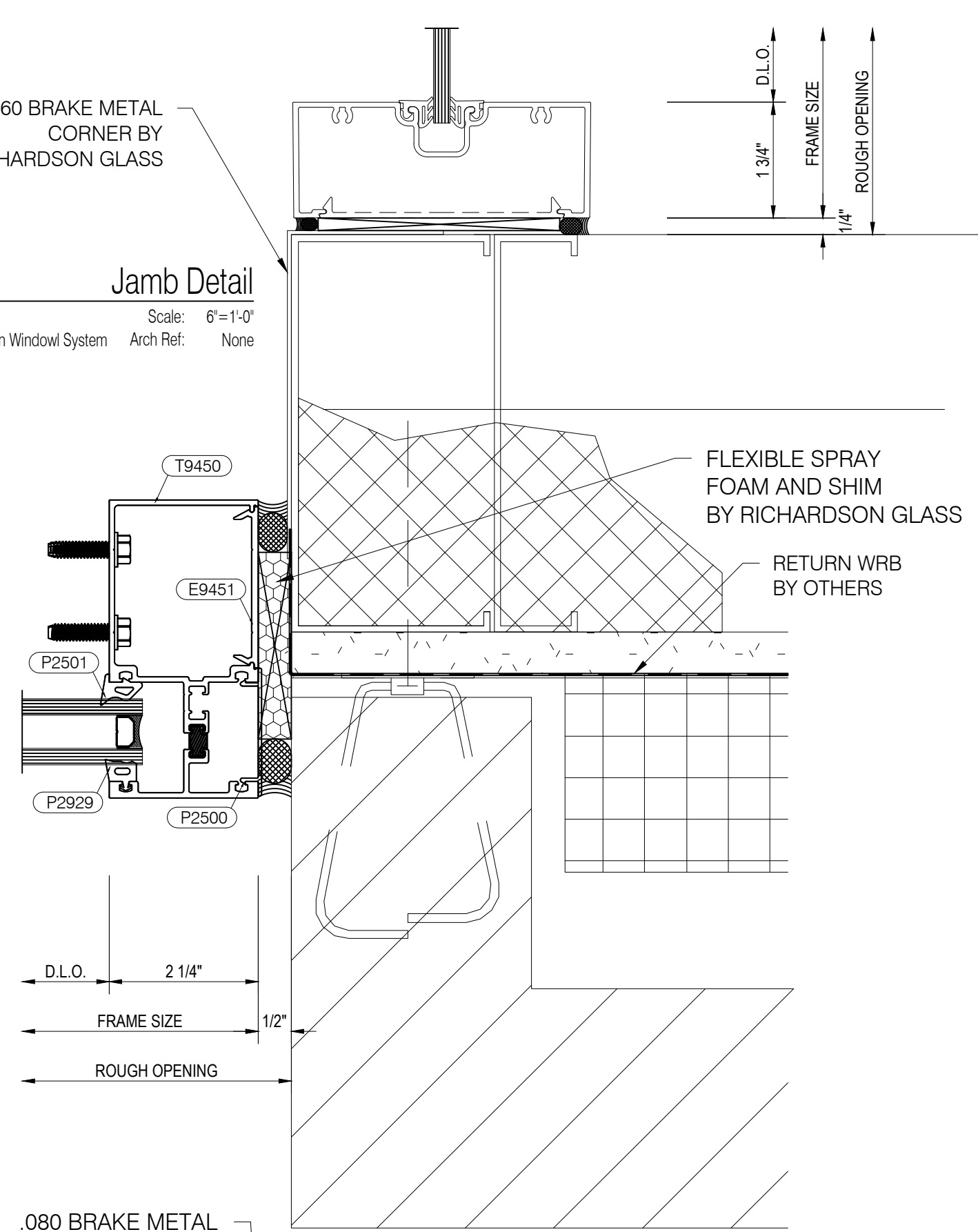
Sheet Number
3.05



41

Jamb Detail

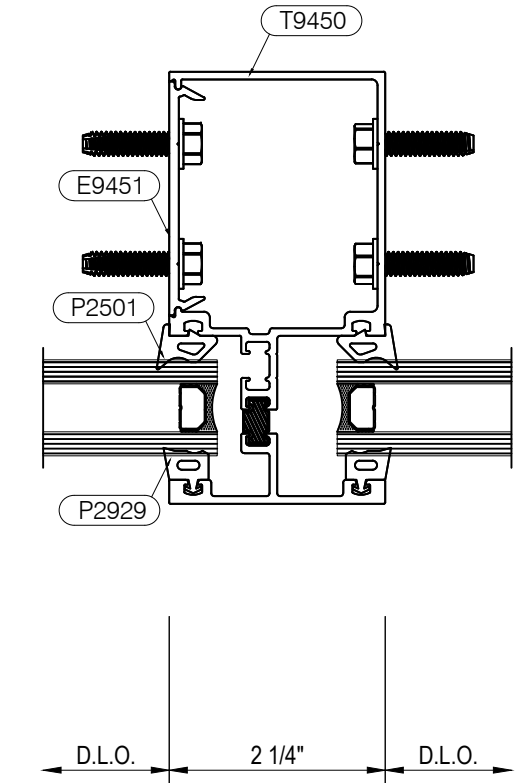
Tubelite 900 Series
2 1/4" x 4 1/2" Ribbon Window System
Scale: 6"=1'-0"
Arch Ref: None



42

Vertical Mullion Detail

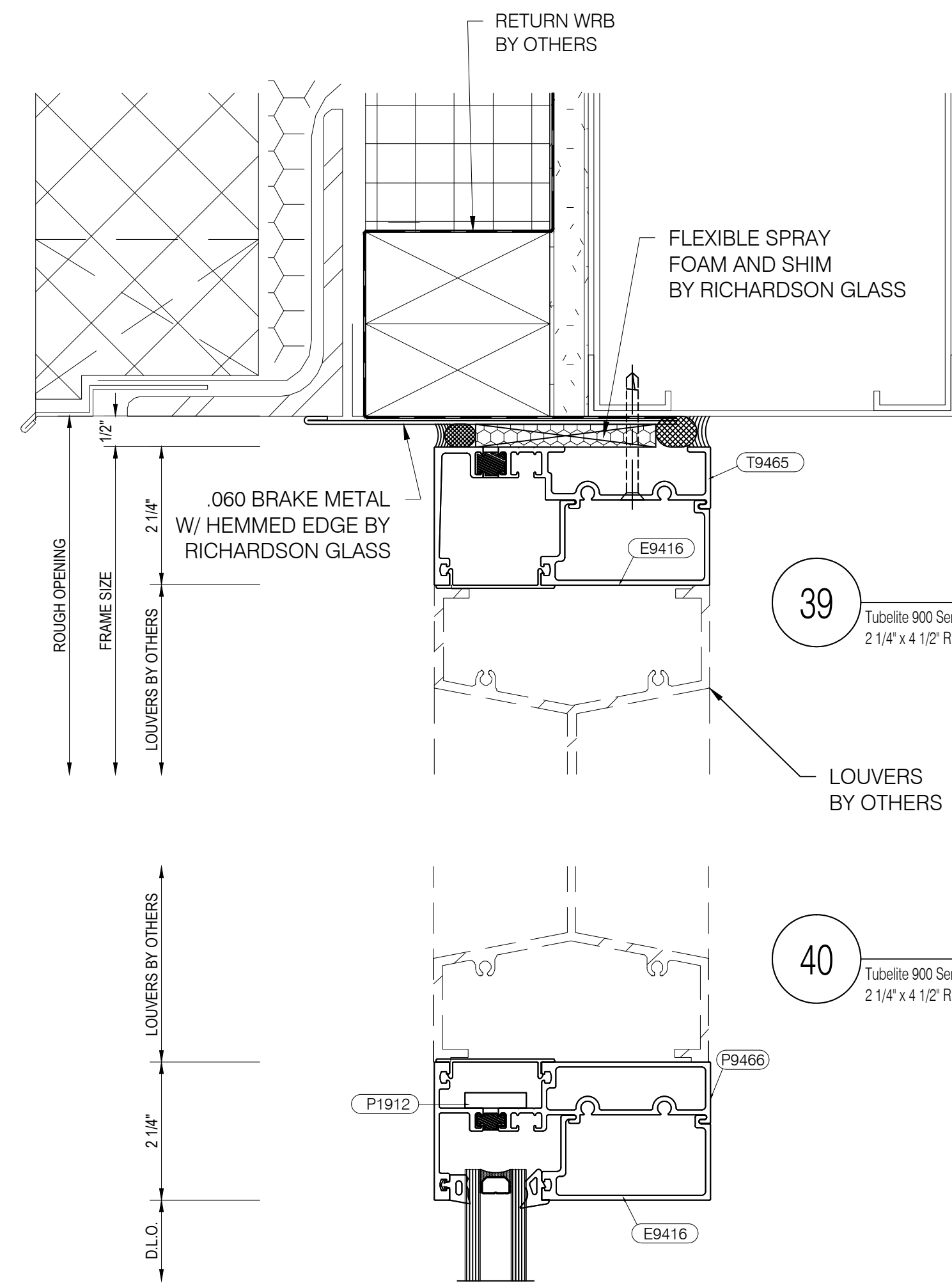
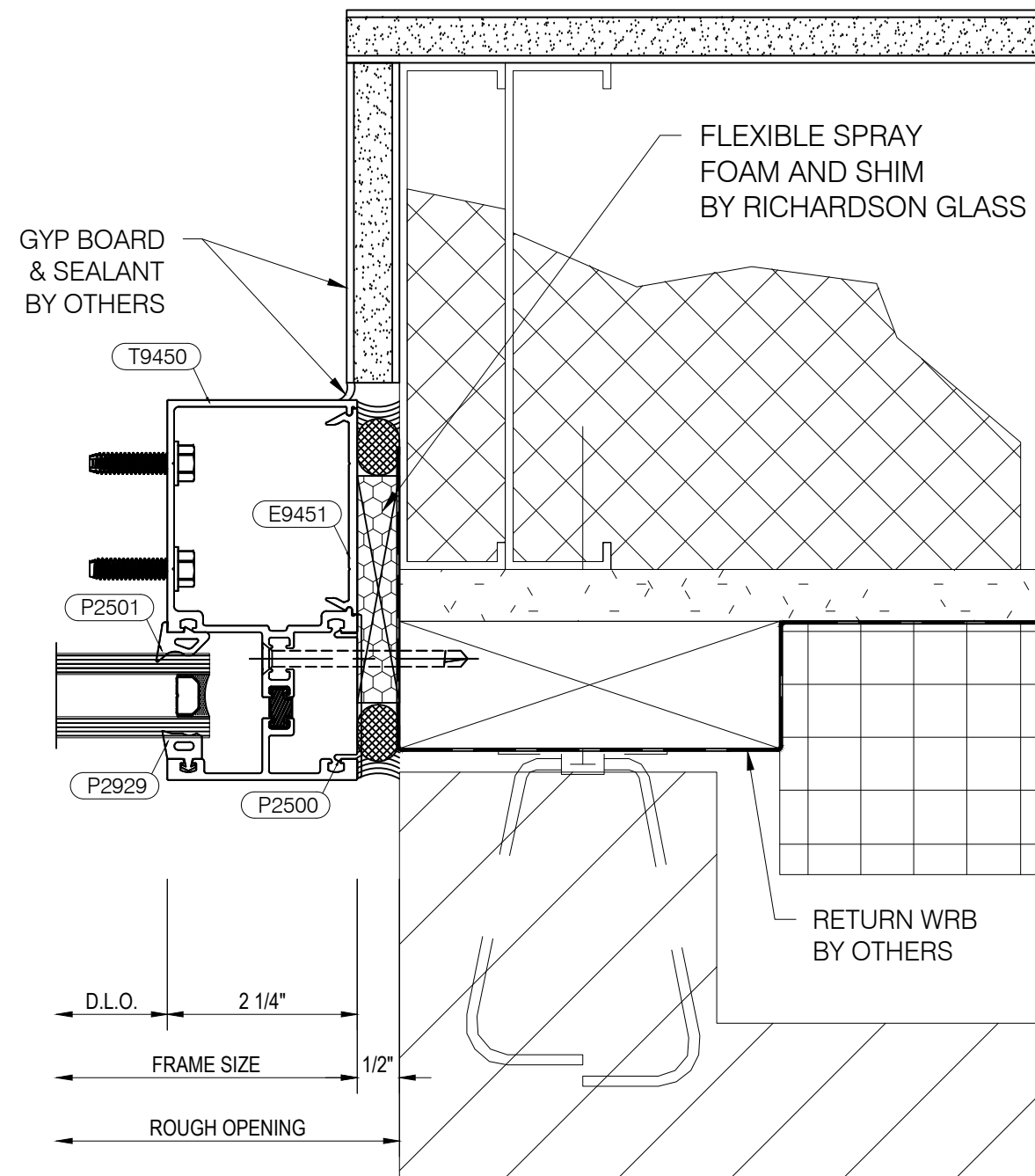
Tubelite 900 Series
2 1/4" x 4 1/2" Ribbon Window System
Scale: 6"=1'-0"
Arch Ref: None



43

Jamb Detail

Tubelite 900 Series
2 1/4" x 4 1/2" Ribbon Window System
Scale: 6"=1'-0"
Arch Ref: 3/A5.11
5/A5.12 (Sim.)



39

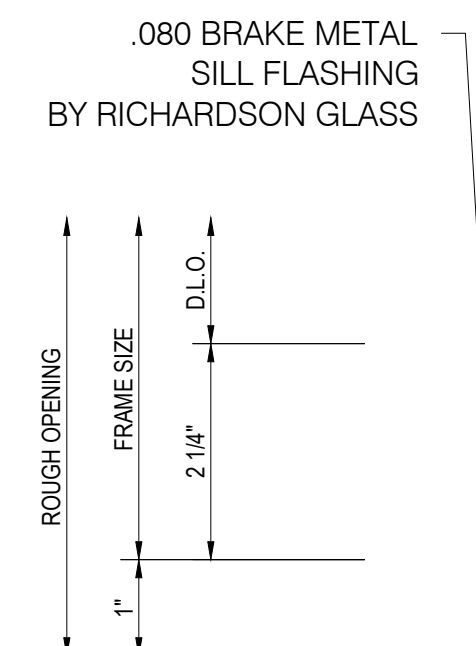
Head Detail

Tubelite 900 Series
2 1/4" x 4 1/2" Ribbon Window System
Scale: 6"=1'-0"
Arch Ref: 1/A5.3

40

Horizontal Mullion Detail

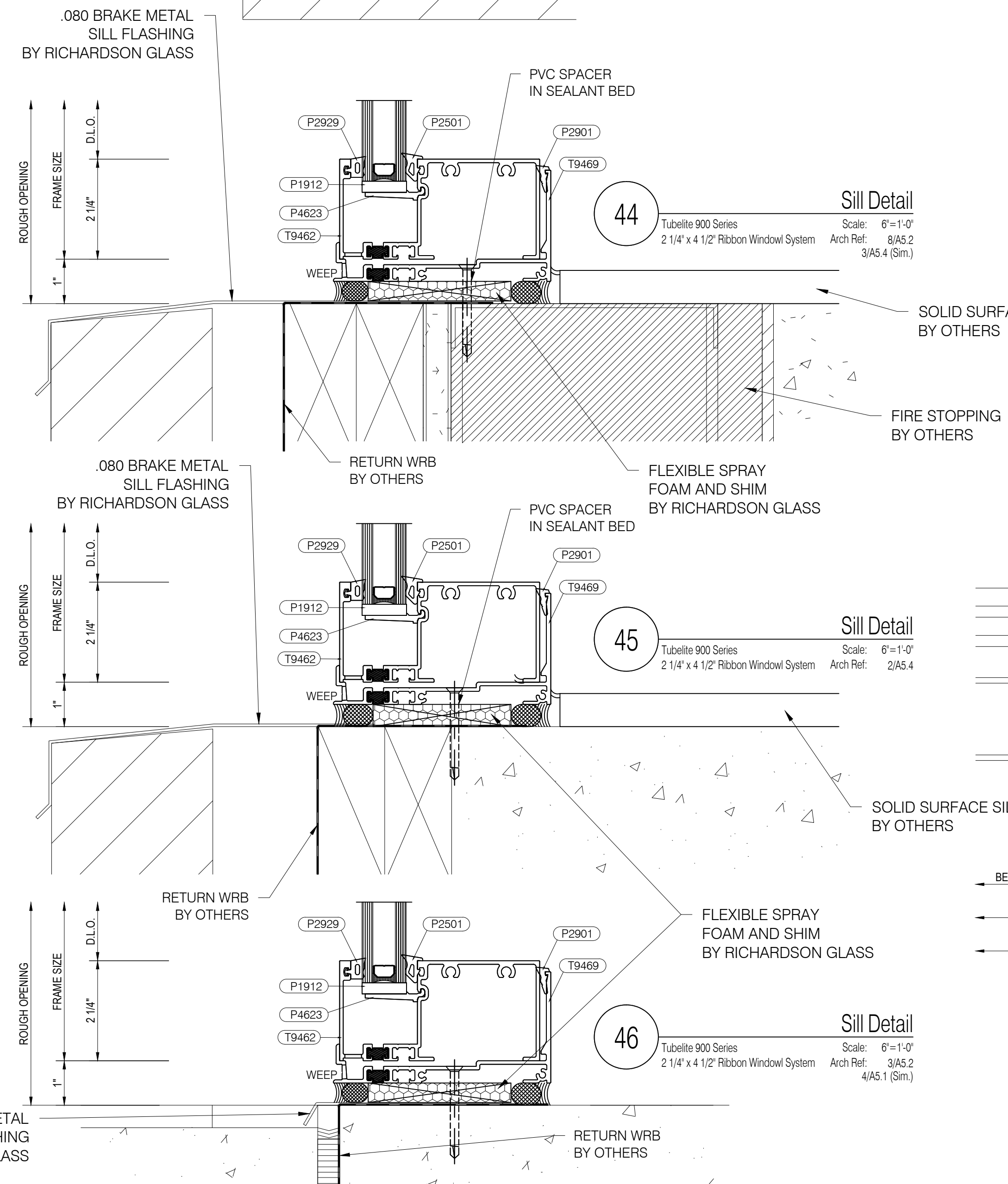
Tubelite 900 Series
2 1/4" x 4 1/2" Ribbon Window System
Scale: 6"=1'-0"
Arch Ref: 1/A5.3



44

Sill Detail

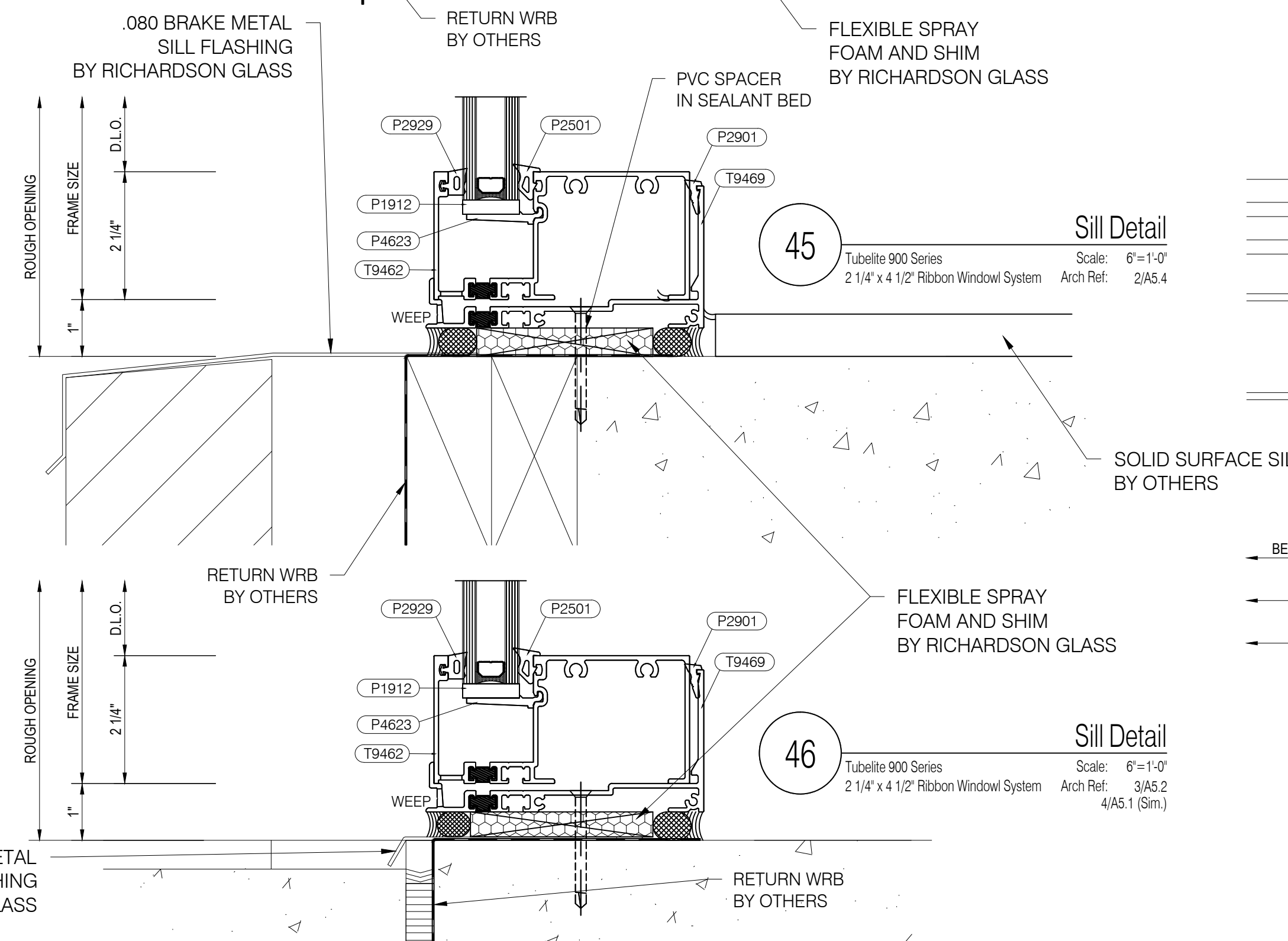
Tubelite 900 Series
2 1/4" x 4 1/2" Ribbon Window System
Scale: 6"=1'-0"
Arch Ref: 8/A5.2
3/A5.4 (Sim.)



45

Sill Detail

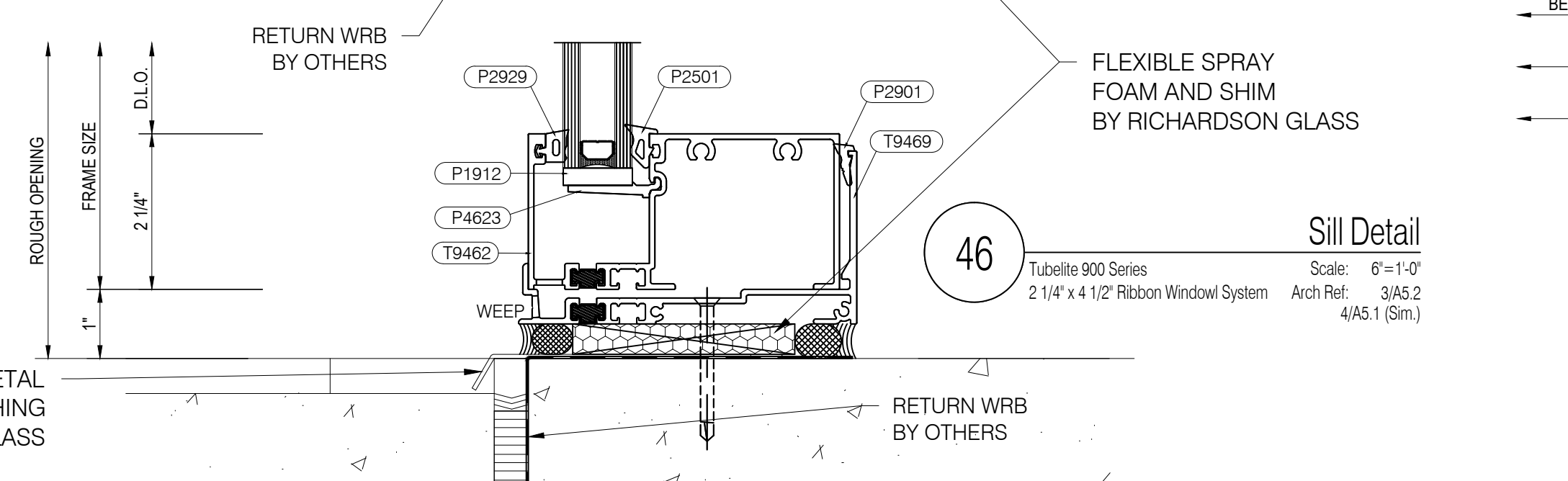
Tubelite 900 Series
2 1/4" x 4 1/2" Ribbon Window System
Scale: 6"=1'-0"
Arch Ref: 2/A5.4



46

Sill Detail

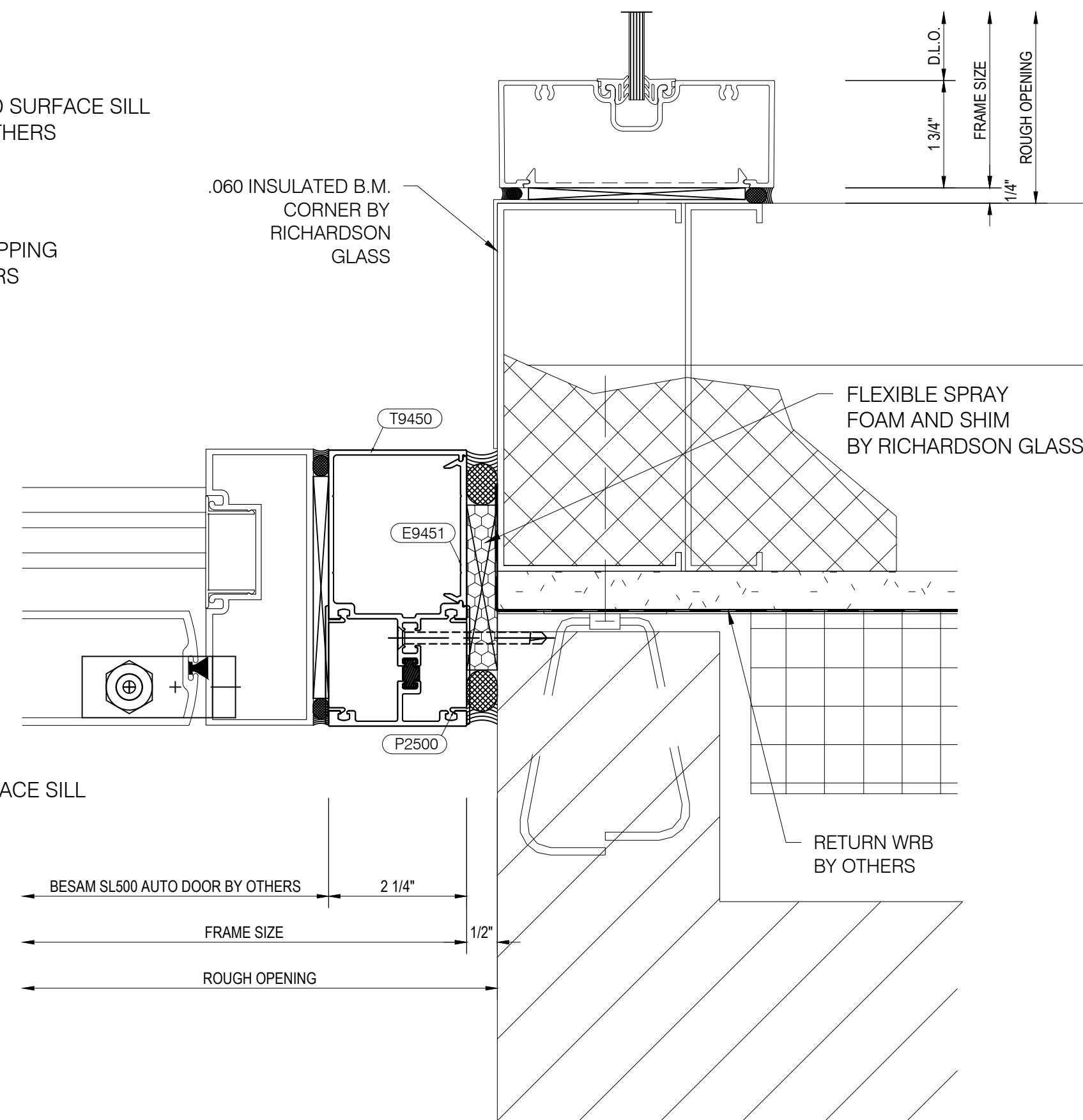
Tubelite 900 Series
2 1/4" x 4 1/2" Ribbon Window System
Scale: 6"=1'-0"
Arch Ref: 3/A5.2
4/A5.1 (Sim.)



47

Jamb Detail

Tubelite 900 Series
2 1/4" x 4 1/2" Ribbon Window System
Scale: 6"=1'-0"
Arch Ref: None



RICHARDSON
GLASS SERVICE

Richardson Glass Service
1165 Mt. Vernon Road
Newark, Ohio 43055
Phone (740) 366-5090 | Fax (740) 366-3299

IMPORTANT
These Shop Drawings are our interpretation of the contract documents. It shall be the responsibility of the General Contractor (or Construction Manager) to review these drawings for compliance with the design intent and Contract Documents. When these drawings are returned with "Approved", "Approved as Noted" or "Reviewed" stamped on them, it shall constitute the General Contractors (or Construction Managers) and Architects agreement that the Shop Drawings do comply with the design intent and the Contract Documents.

DO NOT SCALE PLANS
Copying, Printing, Software and other processes required to produce these prints can stretch or shrink the actual paper or layout. Therefore, scaling of this drawing may be inaccurate. Contact the Glazing Contractor for any additional dimensions or clarifications.

Shop Drawings Prepared By

Charrette Studios, Inc.

Charrette Studios Inc.
23581 Donaldson Street
Clinton Township, Michigan 48035
P: 586-790-4329 | F: 586-790-4346

CSI Project Information
Drawn By: Jonathan Beckham
CSI Project No: 03061959

Architect
Design Group Inc.
515 E. Main Street
Columbus, Ohio 43215

General Cntr. or Constuction Mgr.
Wetly Building Company Ltd.
3360 Tremont Road, Suite 210
Columbus, Ohio 43221

Issue & Revision Dates		
No.	Date	Subject
1	02-28-18	First Submittal
2	04-26-18	Second Submittal
3	05-29-18	Third Submittal
4	06-25-18	Fourth Submittal

Project Name & Location

Fairfield Medical Center

2400 N. Columbus Street
Lancaster, Ohio 43130

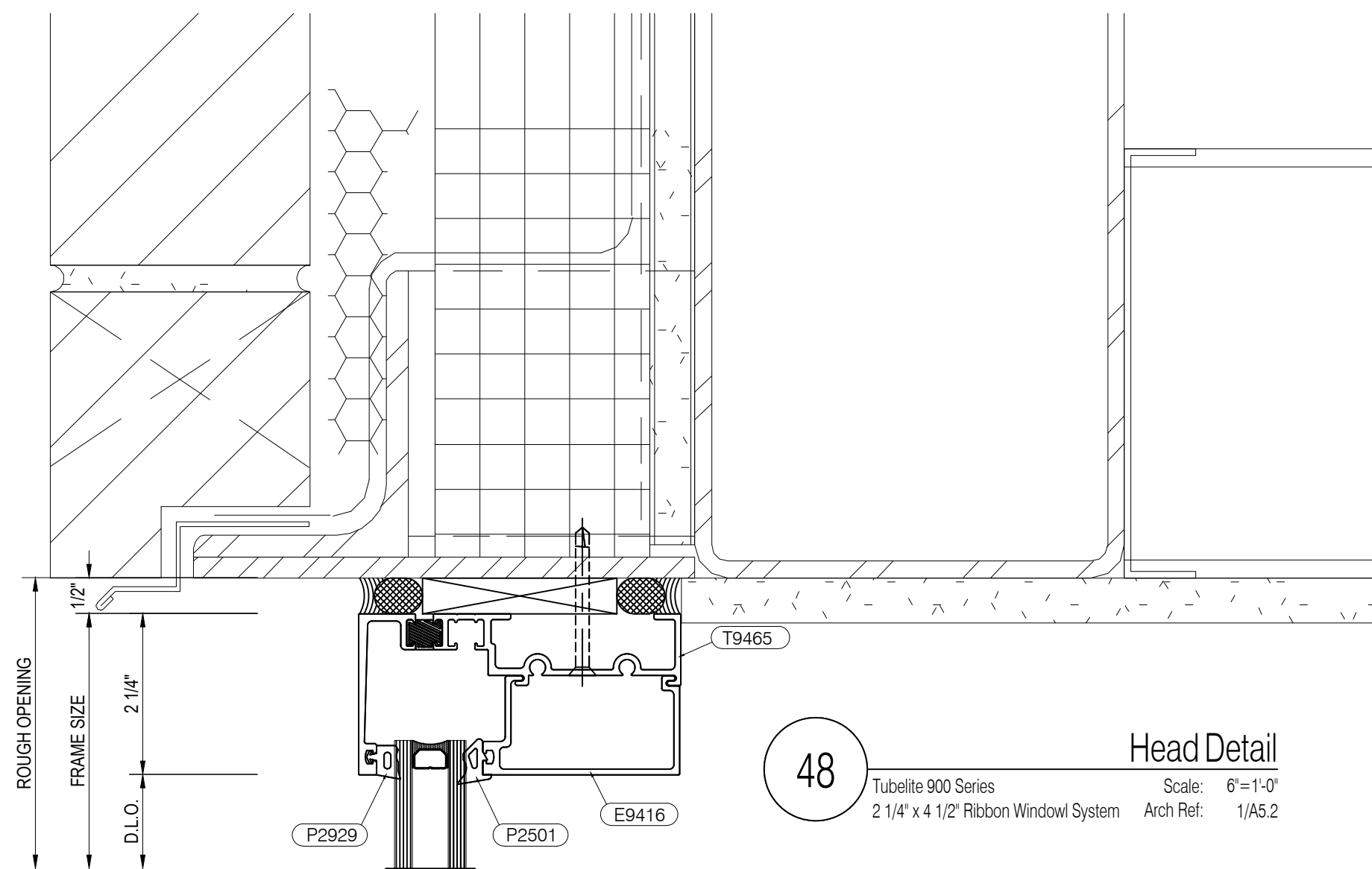
Storefront & Curtain Wall
Shop Drawings

Project Information
Project Manager: Nate Clark

Drawing Title
Details

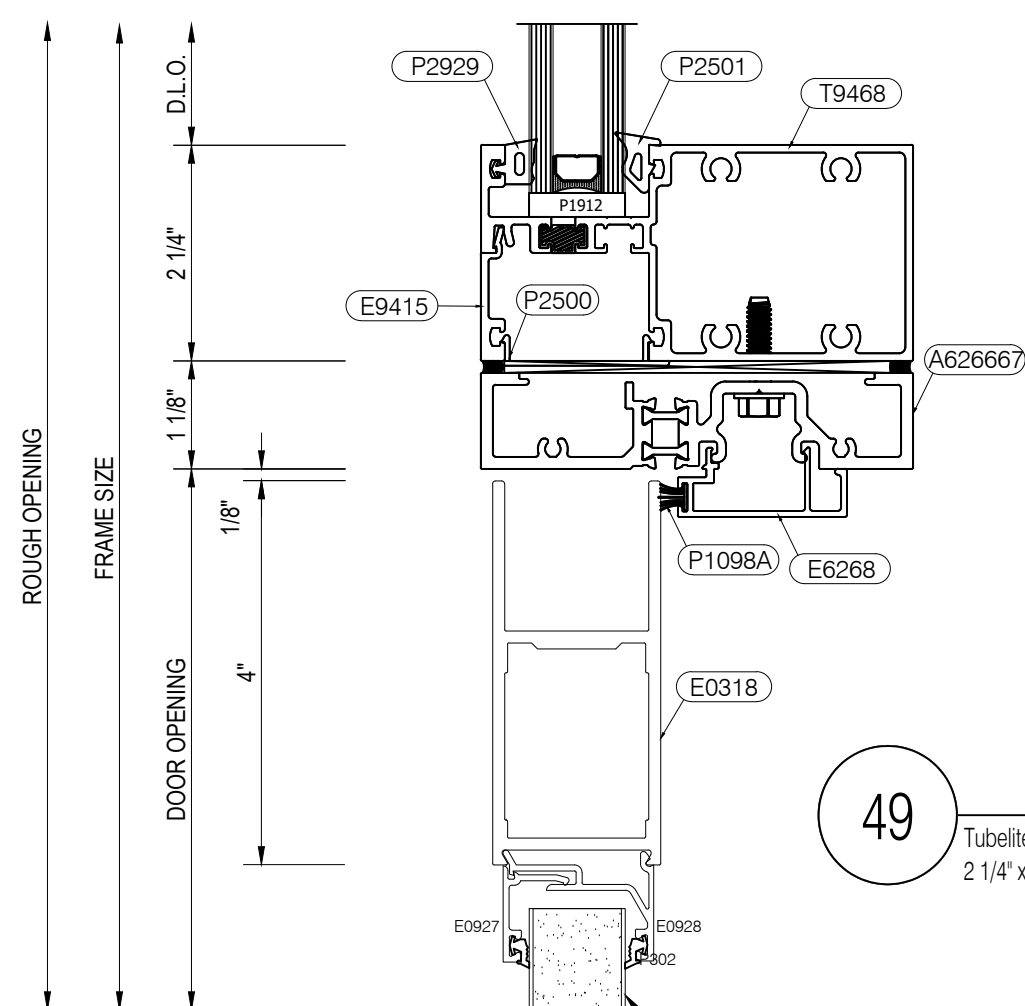
Scale: As Noted

Sheet Number
3.06



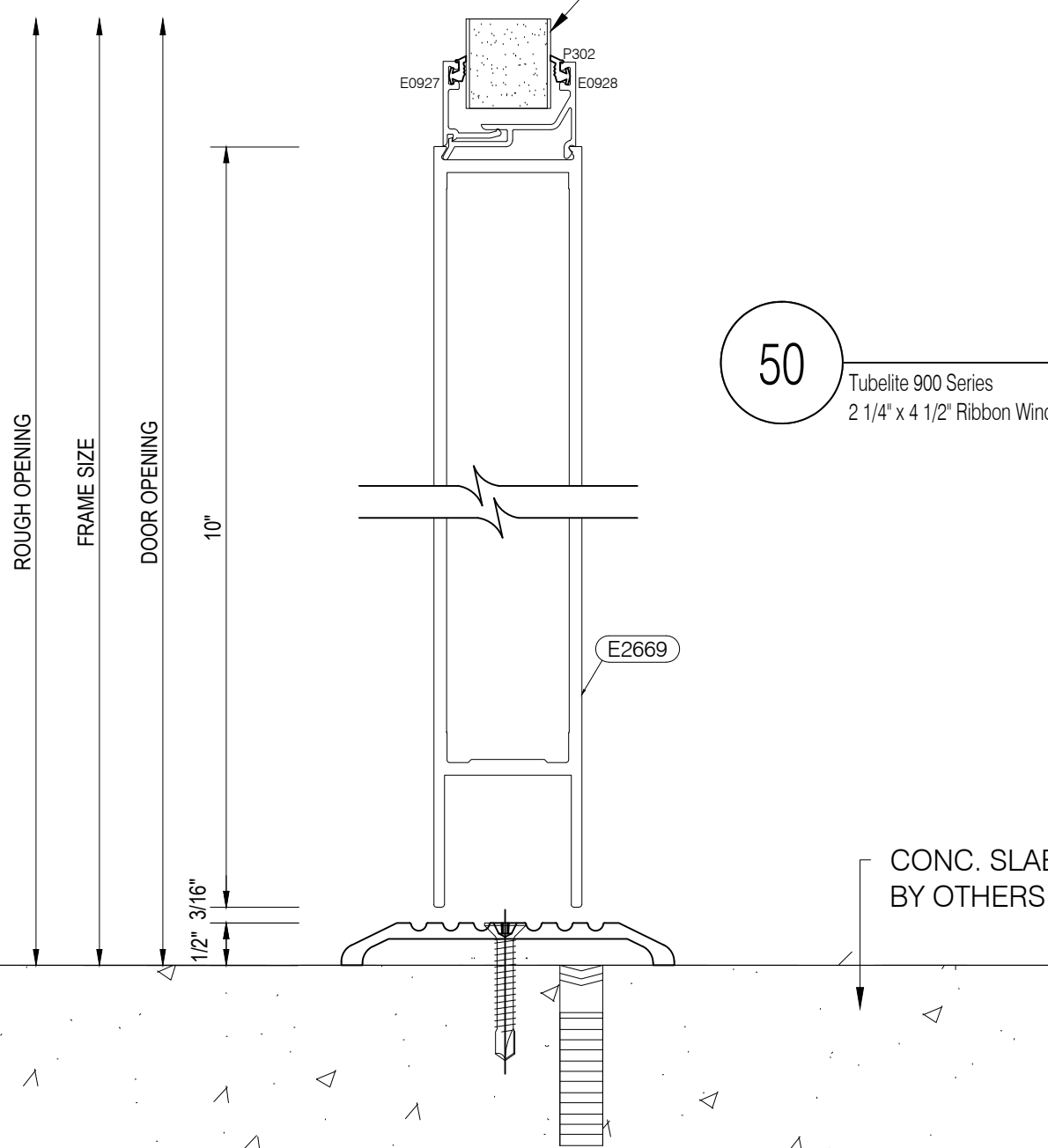
48

Tubelite 900 Series
2 1/4" x 4 1/2" Ribbon Window System
Scale: 6"=1'-0"
Arch Ref: 1/A5.2



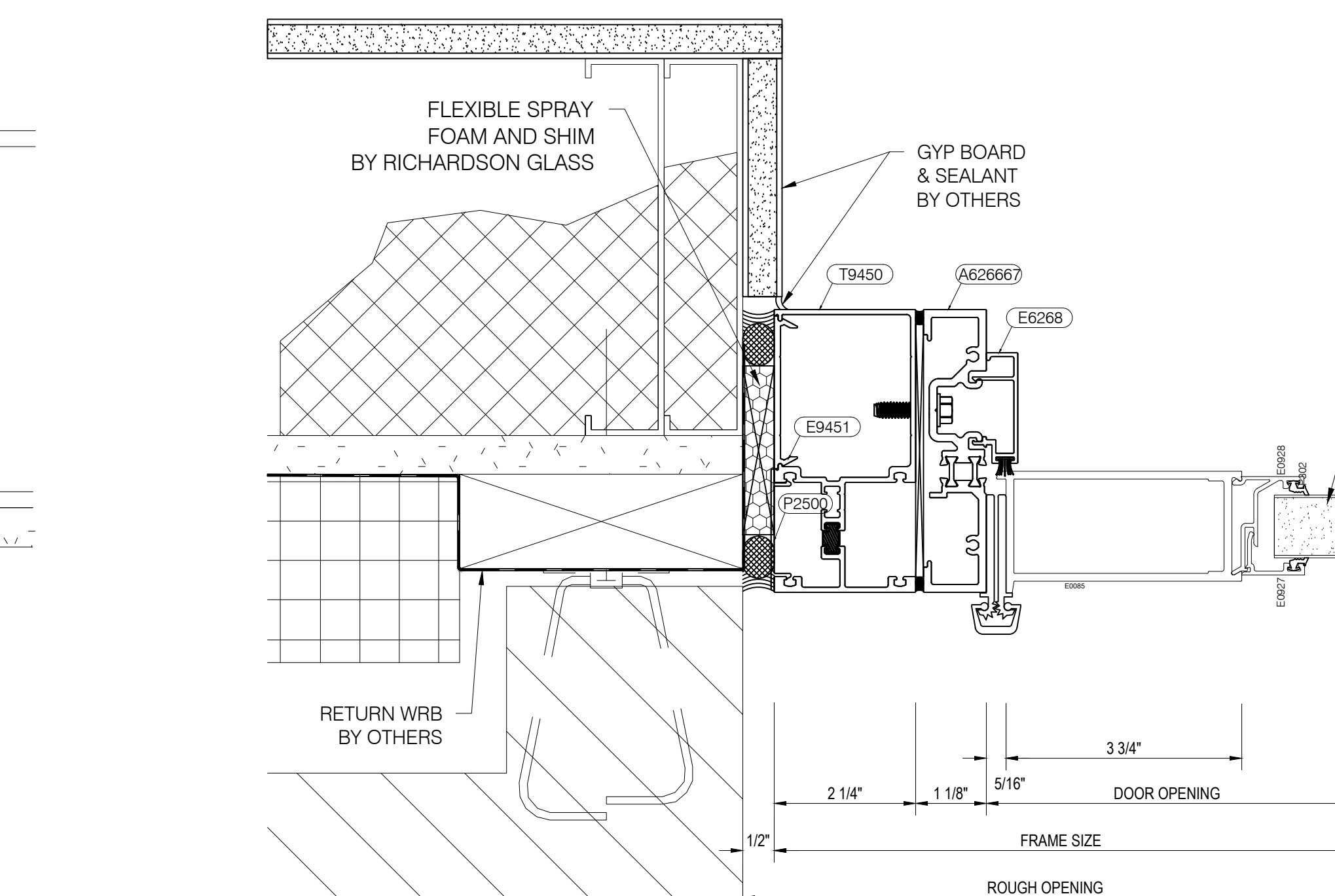
49

Tubelite 900 Series
2 1/4" x 4 1/2" Ribbon Window System
Scale: 6"=1'-0"
Arch Ref: None



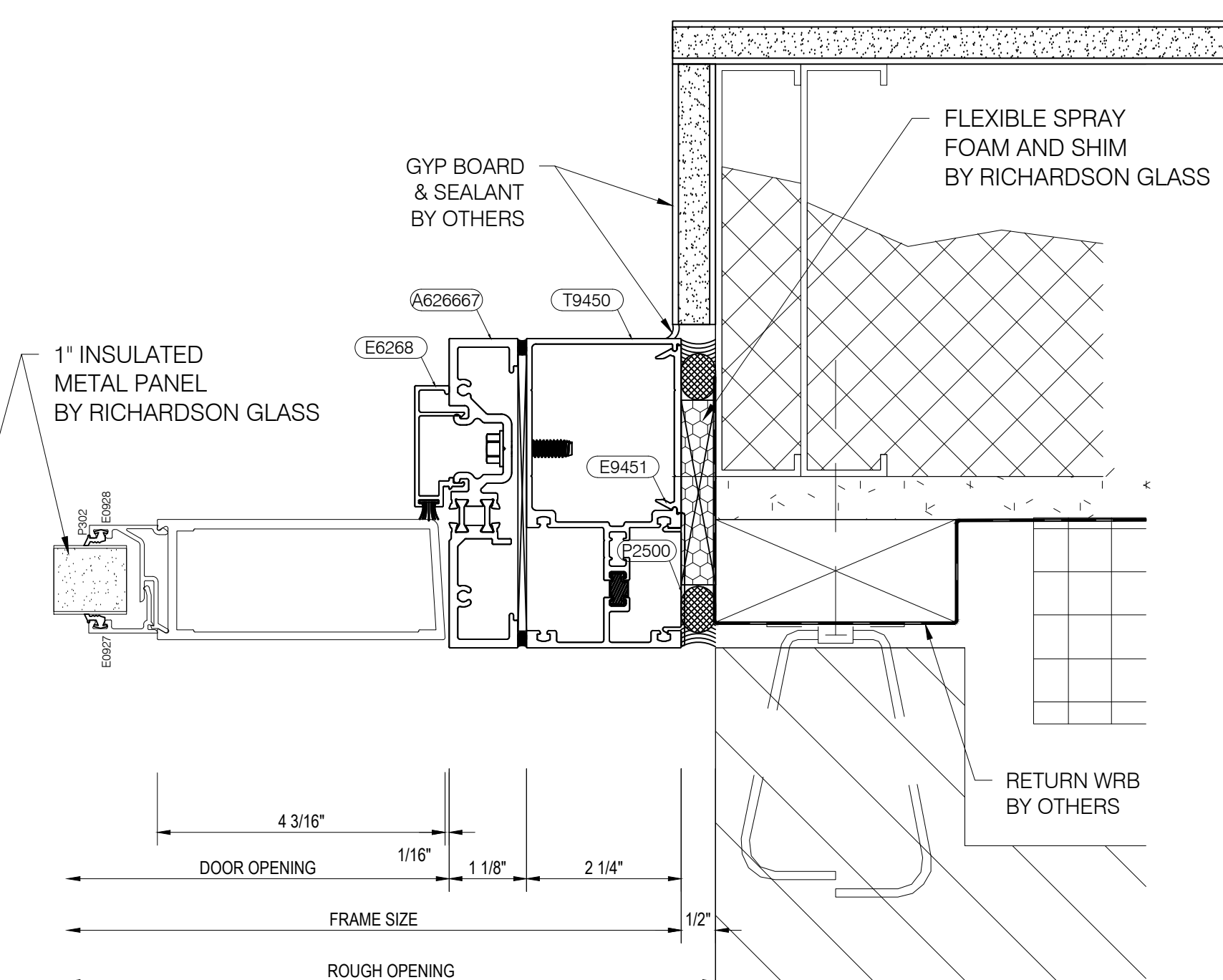
50

Tubelite 900 Series
2 1/4" x 4 1/2" Ribbon Window System
Scale: 6"=1'-0"
Arch Ref: None



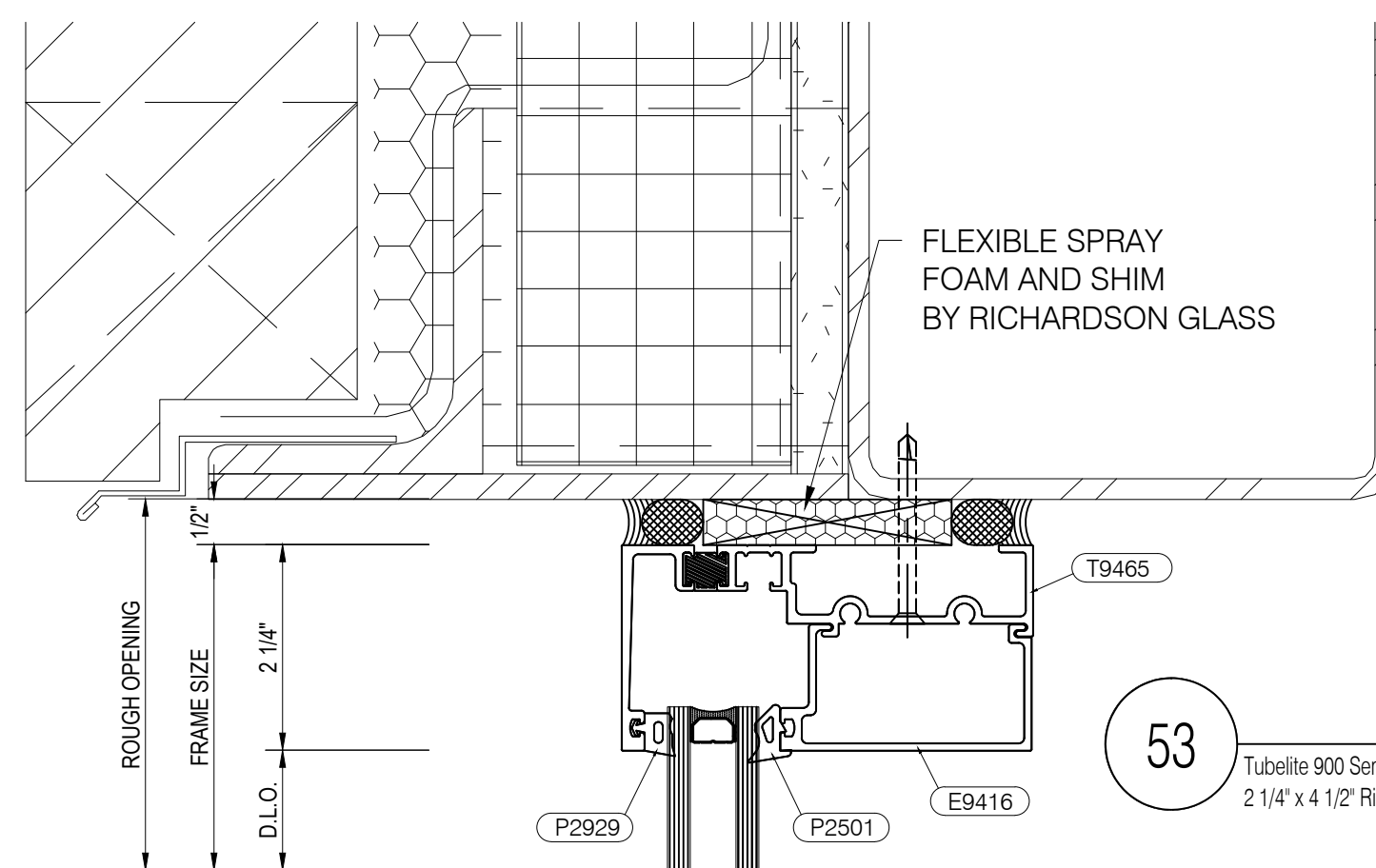
51

Tubelite 900 Series
2 1/4" x 4 1/2" Ribbon Window System
Scale: 6"=1'-0"
Arch Ref: 3/A5.11
5/A5.12 (Sim.)



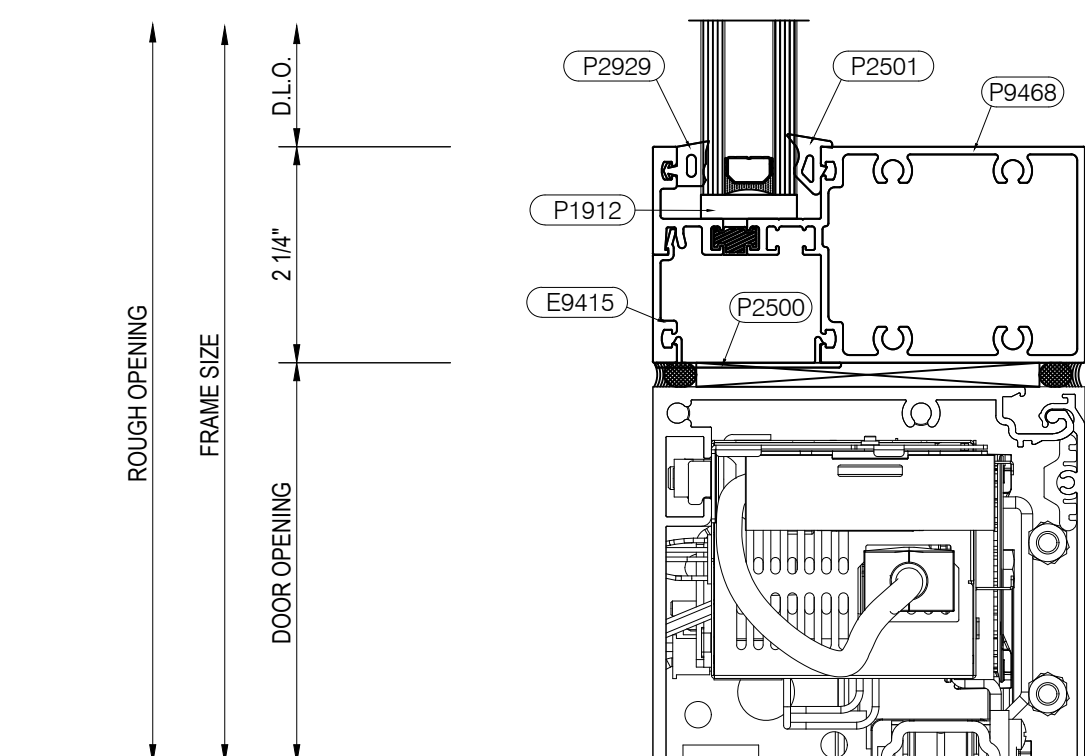
52

Tubelite 900 Series
2 1/4" x 4 1/2" Ribbon Window System
Scale: 6"=1'-0"
Arch Ref: 4/A5.12



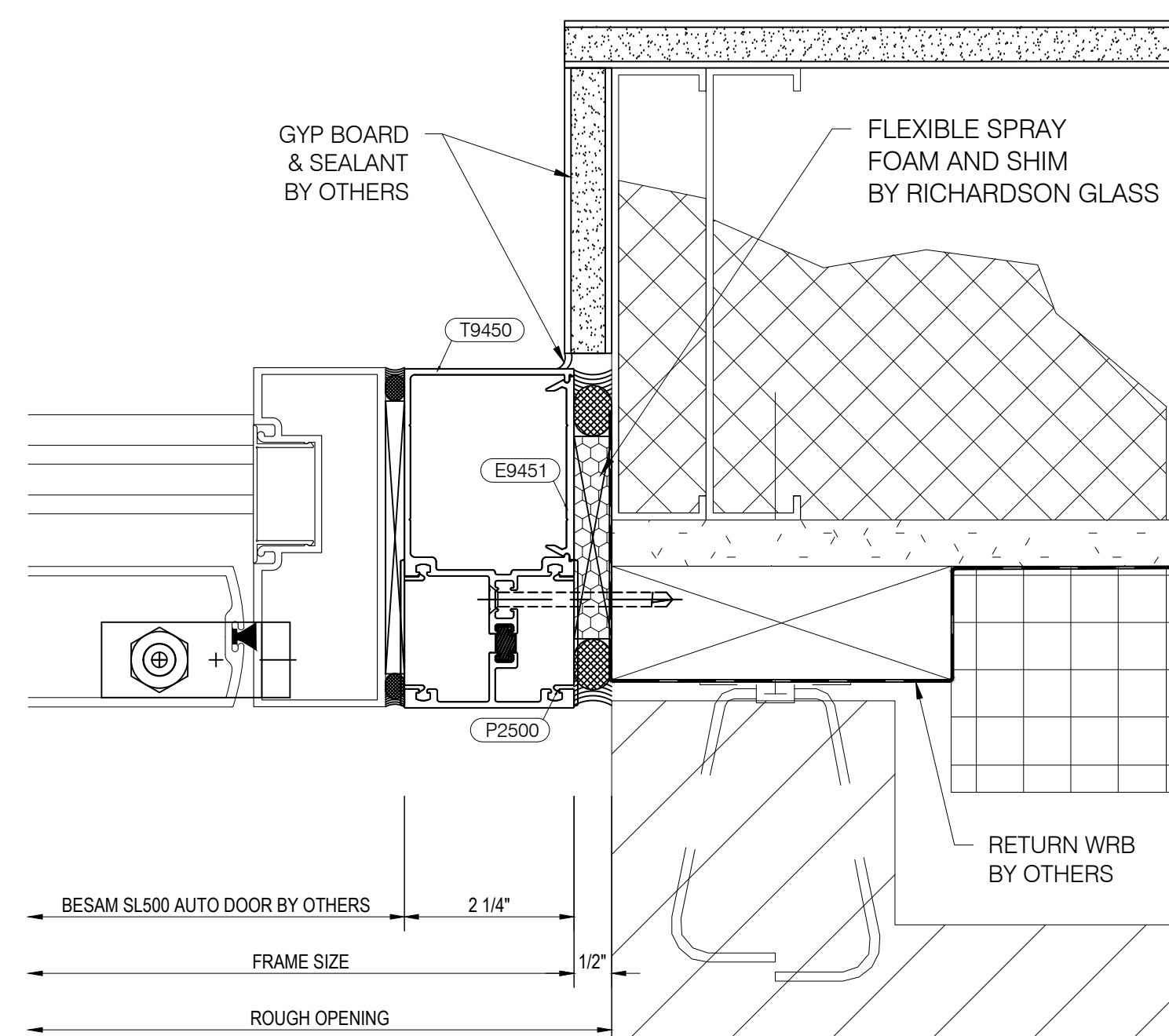
53

Tubelite 900 Series
2 1/4" x 4 1/2" Ribbon Window System
Scale: 6"=1'-0"
Arch Ref: 7/A5.1



54

Tubelite 900 Series
2 1/4" x 4 1/2" Ribbon Window System
Scale: 6"=1'-0"
Arch Ref: 3/A5.11
5/A5.12 (Sim.)



55

Tubelite 900 Series
2 1/4" x 4 1/2" Ribbon Window System
Scale: 6"=1'-0"
Arch Ref: 3/A5.11
5/A5.12 (Sim.)

RICHARDSON
GLASS SERVICE

Richardson Glass Service
1165 Mt. Vernon Road
Newark, Ohio 43055
Phone (740) 366-5090 | Fax (740) 366-3299

IMPORTANT
These Shop Drawings are our interpretation of the contract documents. It shall be the responsibility of the General Contractor (or Construction Manager) to review these drawings for compliance with the design intent and Contract Documents. When these drawings are returned with "Approved", "Approved as Noted" or "Reviewed" stamped on them, it shall constitute the General Contractors (or Construction Managers) and Architects agreement that the Shop Drawings do comply with the design intent and the Contract Documents.

DO NOT SCALE PLANS
Copying, Printing, Software and other processes required to produce these prints can stretch or shrink the actual paper or layout. Therefore, scaling of this drawing may be inaccurate. Contact the Glazing Contractor for any additional dimensions or clarifications.

Shop Drawings Prepared By



Charrette Studios Inc.
23581 Donaldson Street
Clinton Township, Michigan 48035
P: 586-790-4329 | F: 586-790-4346

CSI Project Information
Drawn By: Jonathan Beckham
CSI Project No: 03061959

Architect
Design Group Inc.
515 E. Main Street
Columbus, Ohio 43215

General Cntr. or Constuction Mgr.
Wetly Building Company Ltd.
3360 Tremont Road, Suite 210
Columbus, Ohio 43221

Issue & Revision Dates		
No.	Date	Subject
1	02-28-18	First Submittal
2	04-26-18	Second Submittal
3	05-29-18	Third Submittal
4	06-25-18	Fourth Submittal

Project Name & Location

Fairfield Medical Center
2400 N. Columbus Street
Lancaster, Ohio 43130
Storefront & Curtain Wall
Shop Drawings

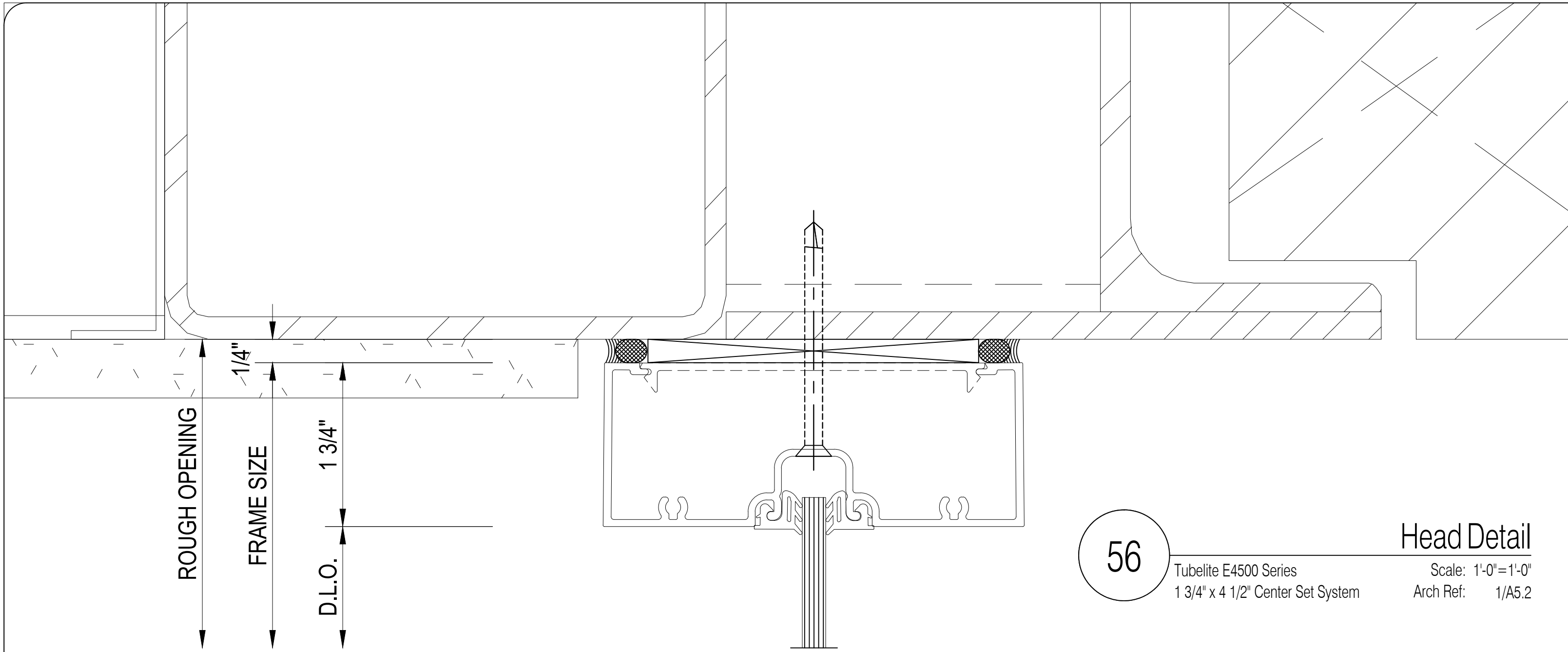
Project Information
Project Manager: Nate Clark

Drawing Title
Details

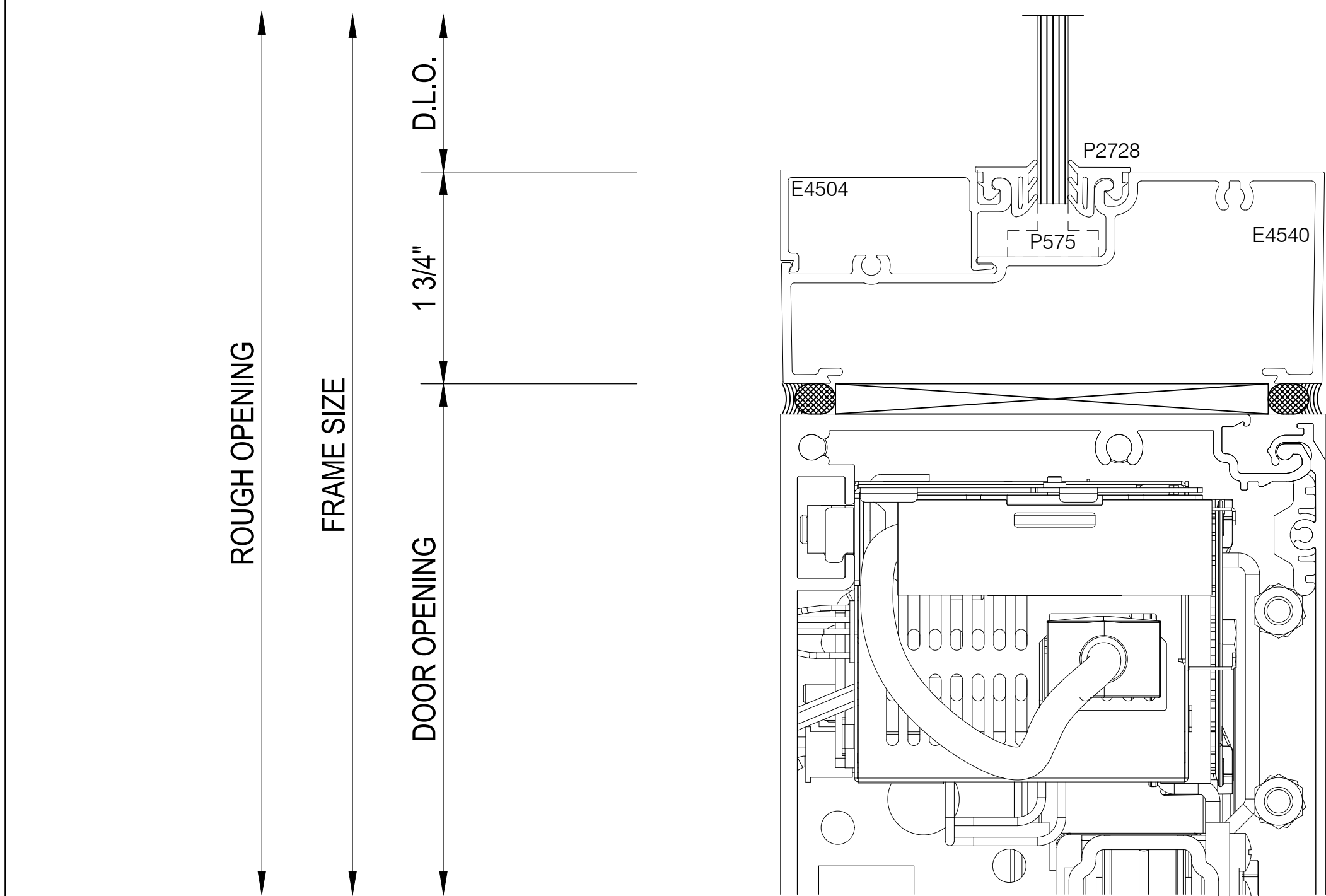
Scale: As Noted

Sheet Number

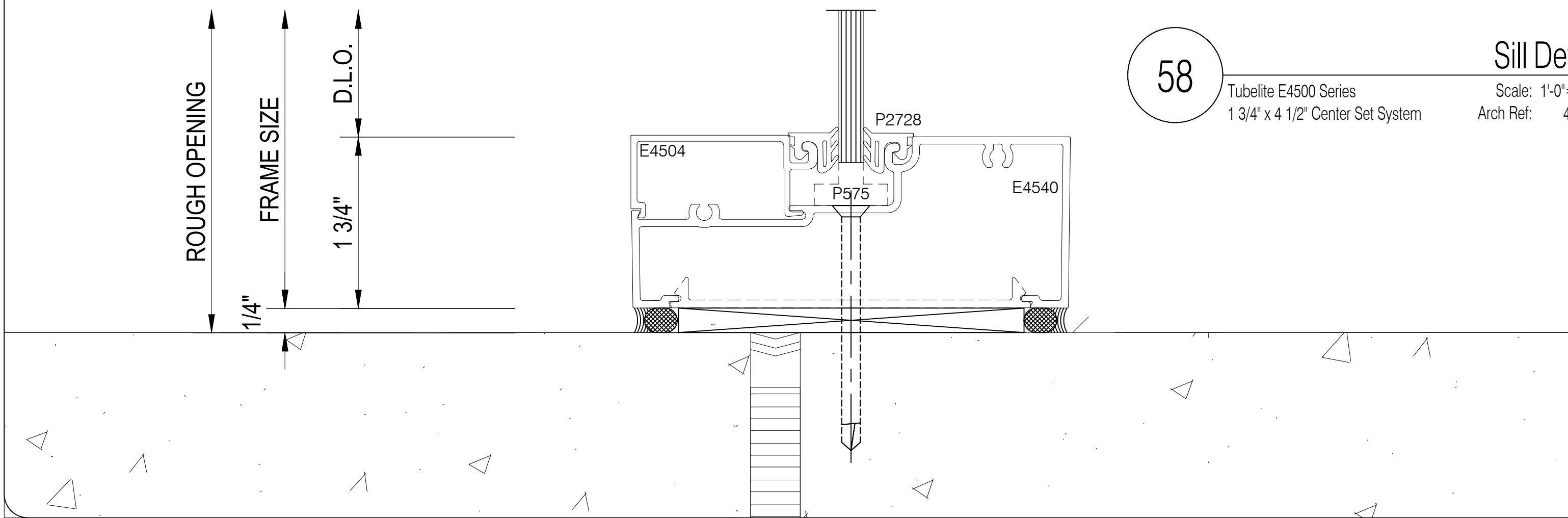
3.07



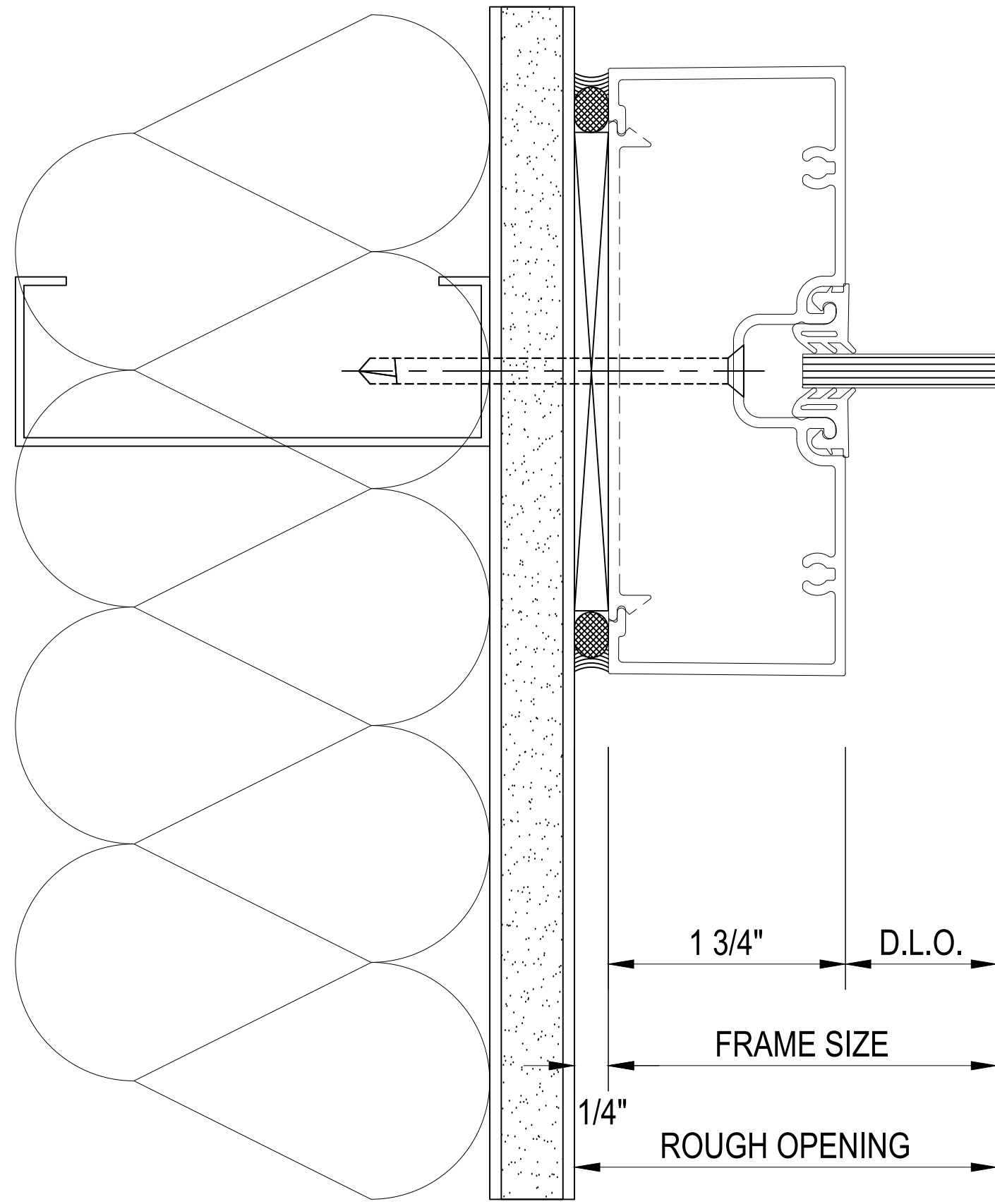
56 Tubelite E4500 Series
1 3/4" x 4 1/2" Center Set System
Scale: 1'-0"=1'-0"
Arch Ref: 1/A5.2
Head Detail



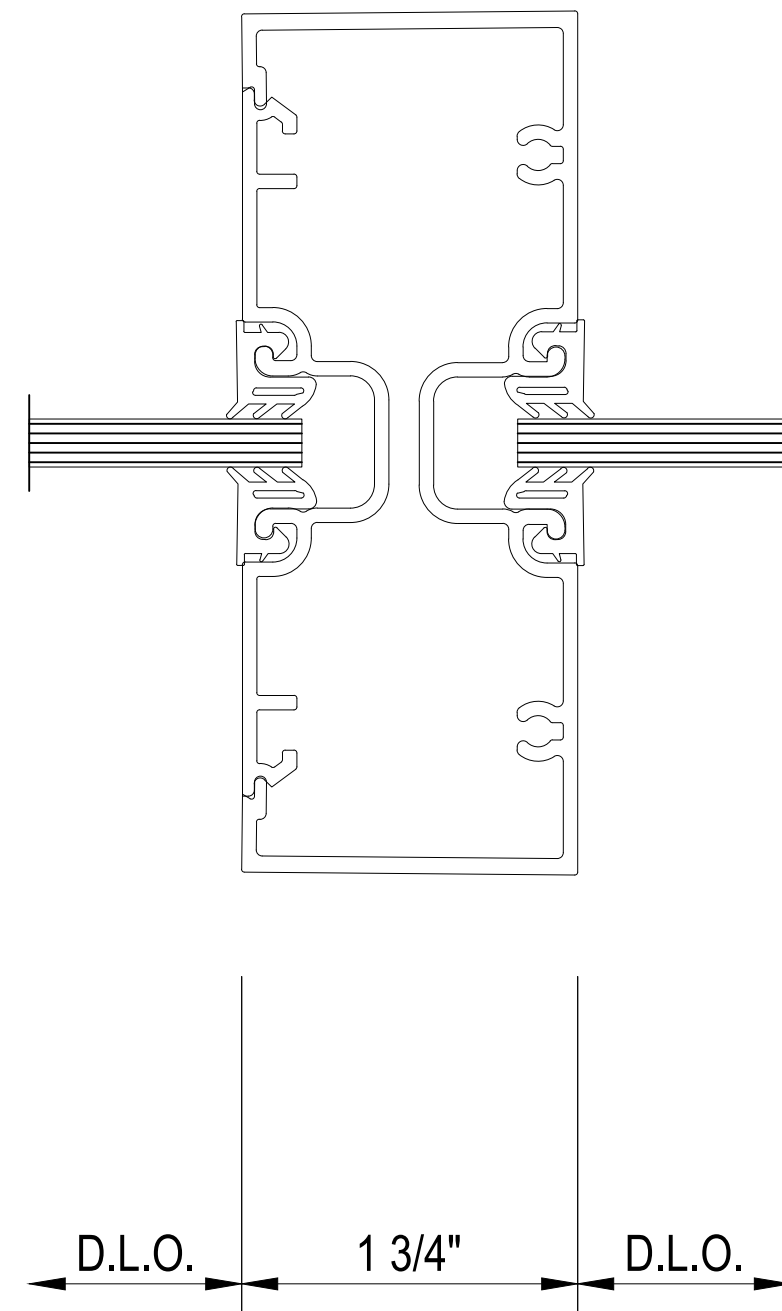
57 Tubelite E4500 Series
1 3/4" x 4 1/2" Center Set System
Scale: 1'-0"=1'-0"
Arch Ref: None
Sill at Auto Door Detail



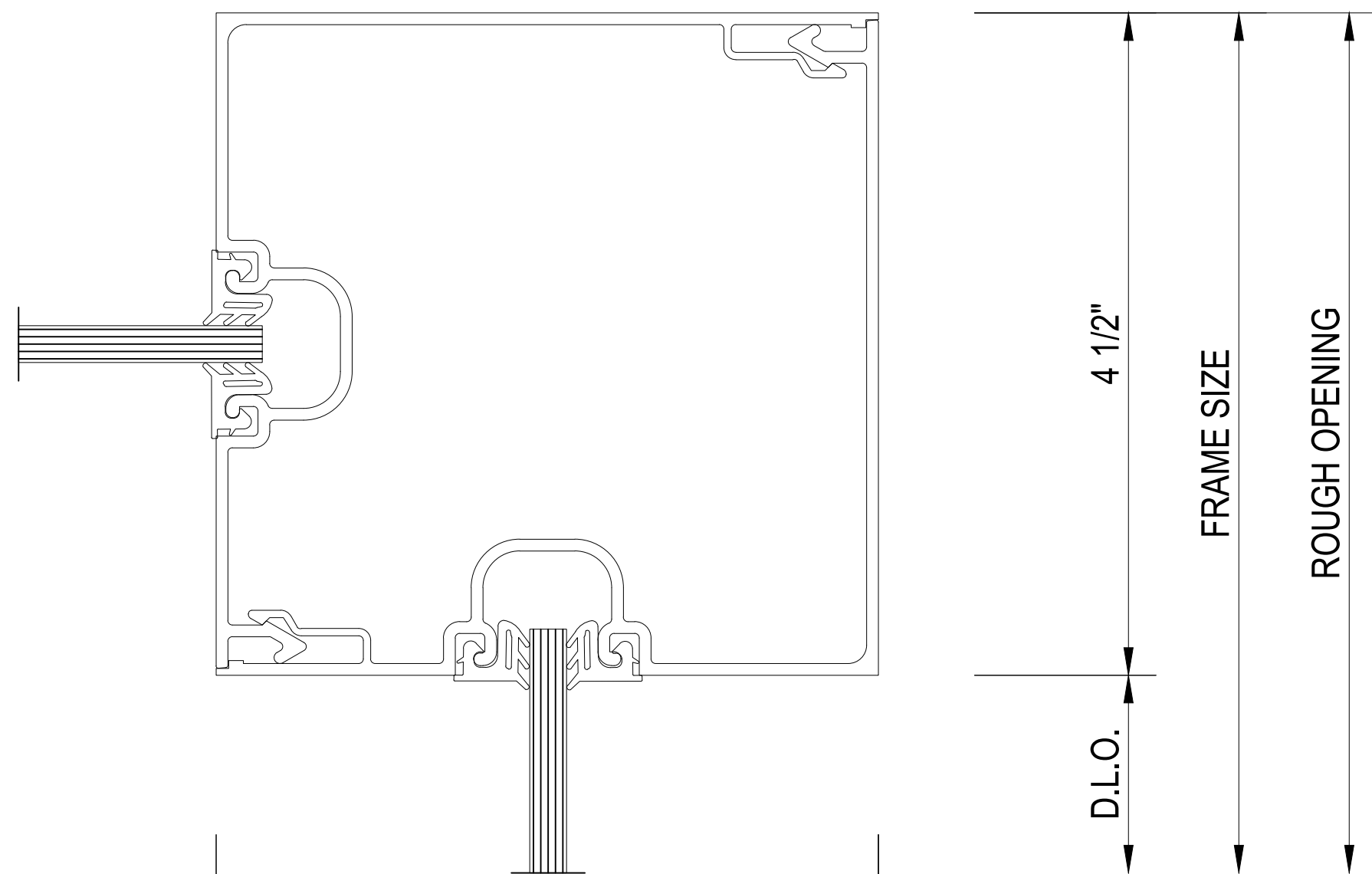
58 Tubelite E4500 Series
1 3/4" x 4 1/2" Center Set System
Scale: 1'-0"=1'-0"
Arch Ref: 4/A5.4
Sill Detail



59 Tubelite E4500 Series
1 3/4" x 4 1/2" Center Set System
Scale: 1'-0"=1'-0"
Arch Ref: None
Jamb Detail



60 Tubelite E4500 Series
1 3/4" x 4 1/2" Center Set System
Scale: 1'-0"=1'-0"
Arch Ref: None
Vertical Mullion Detail



61 Tubelite E4500 Series
1 3/4" x 4 1/2" Center Set System
Scale: 1'-0"=1'-0"
Arch Ref: None
Inside 90° Corner Detail

RICHARDSON
GLASS SERVICE

Richardson Glass Service
1165 Mt. Vernon Road
Newark, Ohio 43055
Phone (740) 366-5090 | Fax (740) 366-3299

IMPORTANT
These Shop Drawings are our interpretation of the contract documents. It shall be the responsibility of the General Contractor (or Construction Manager) to review these drawings for compliance with the design intent and Contract Documents. When these drawings are returned with "Approved", "Approved as Noted" or "Reviewed" stamped on them, it shall constitute the General Contractors (or Construction Managers) and Architects agreement that the Shop Drawings do comply with the design intent and the Contract Documents.

DO NOT SCALE PLANS
Copying, Printing, Software and other processes required to produce these prints can stretch or shrink the actual paper or layout. Therefore, scaling of this drawing may be inaccurate. Contact the Glazing Contractor for any additional dimensions or clarifications.

Shop Drawings Prepared By



Charrette Studios Inc.
23581 Donaldson Street
Clinton Township, Michigan 48035
P: 586-790-4329 | F: 586-790-4346

CSI Project Information
Drawn By: Jonathan Beckham
CSI Project No: 03061959

Architect
Design Group Inc.
515 E. Main Street
Columbus, Ohio 43215

General Cntr. or Constuction Mgr.
Wetty Building Company Ltd.
3360 Tremont Road, Suite 210
Columbus, Ohio 43221

Issue & Revision Dates		
No.	Date	Subject
1	02-28-18	First Submittal
2	04-26-18	Second Submittal
3	05-29-18	Third Submittal
4	06-25-18	Fourth Submittal

Project Name & Location

Fairfield Medical Center

2400 N. Columbus Street
Lancaster, Ohio 43130

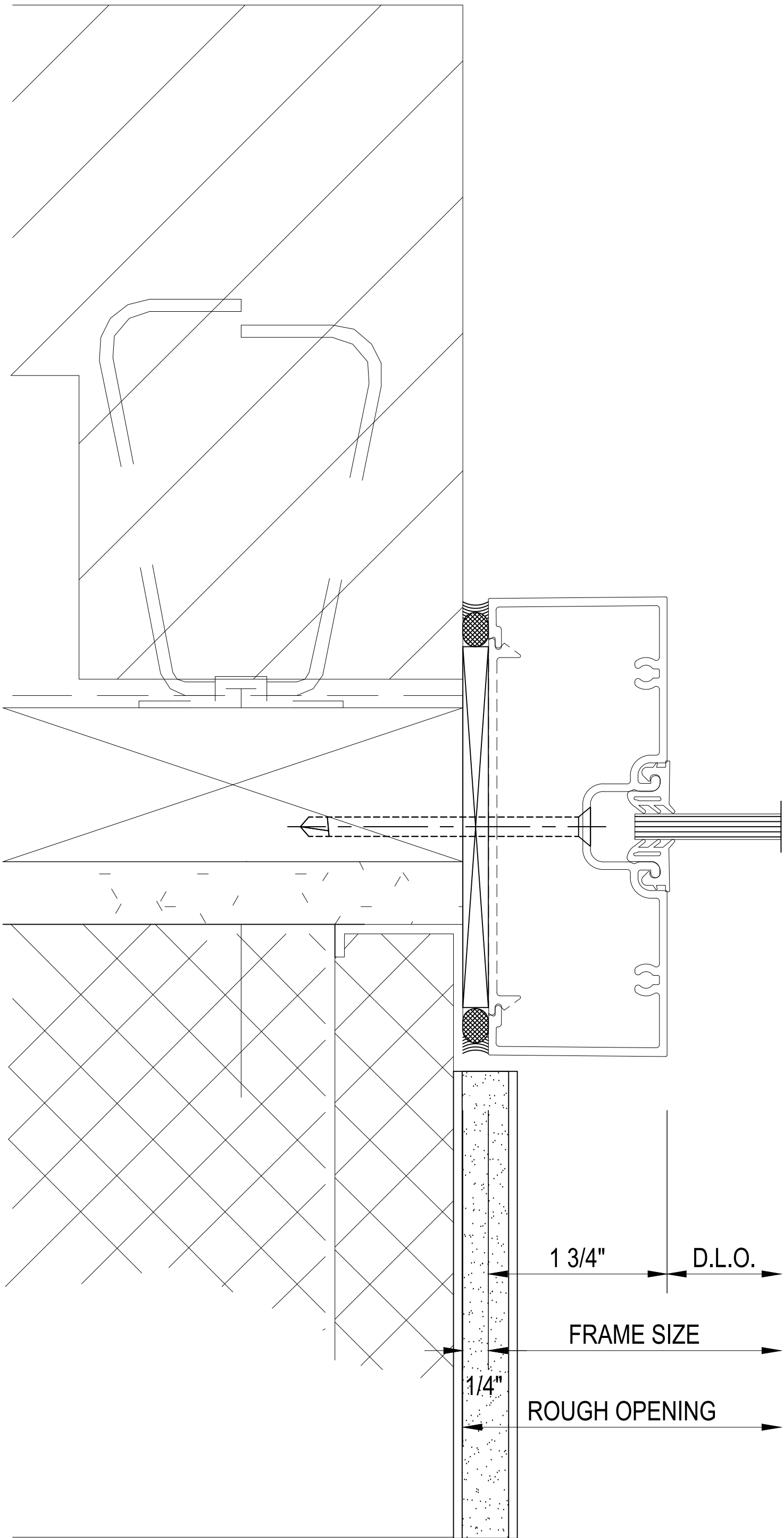
Storefront & Curtain Wall
Shop Drawings

Project Information
Project Manager: Nate Clark

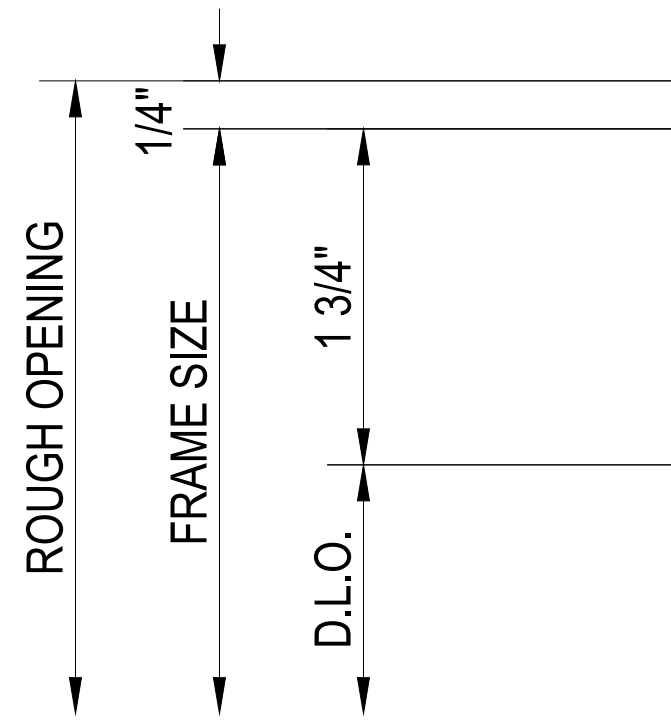
Drawing Title
Details

Scale: As Noted

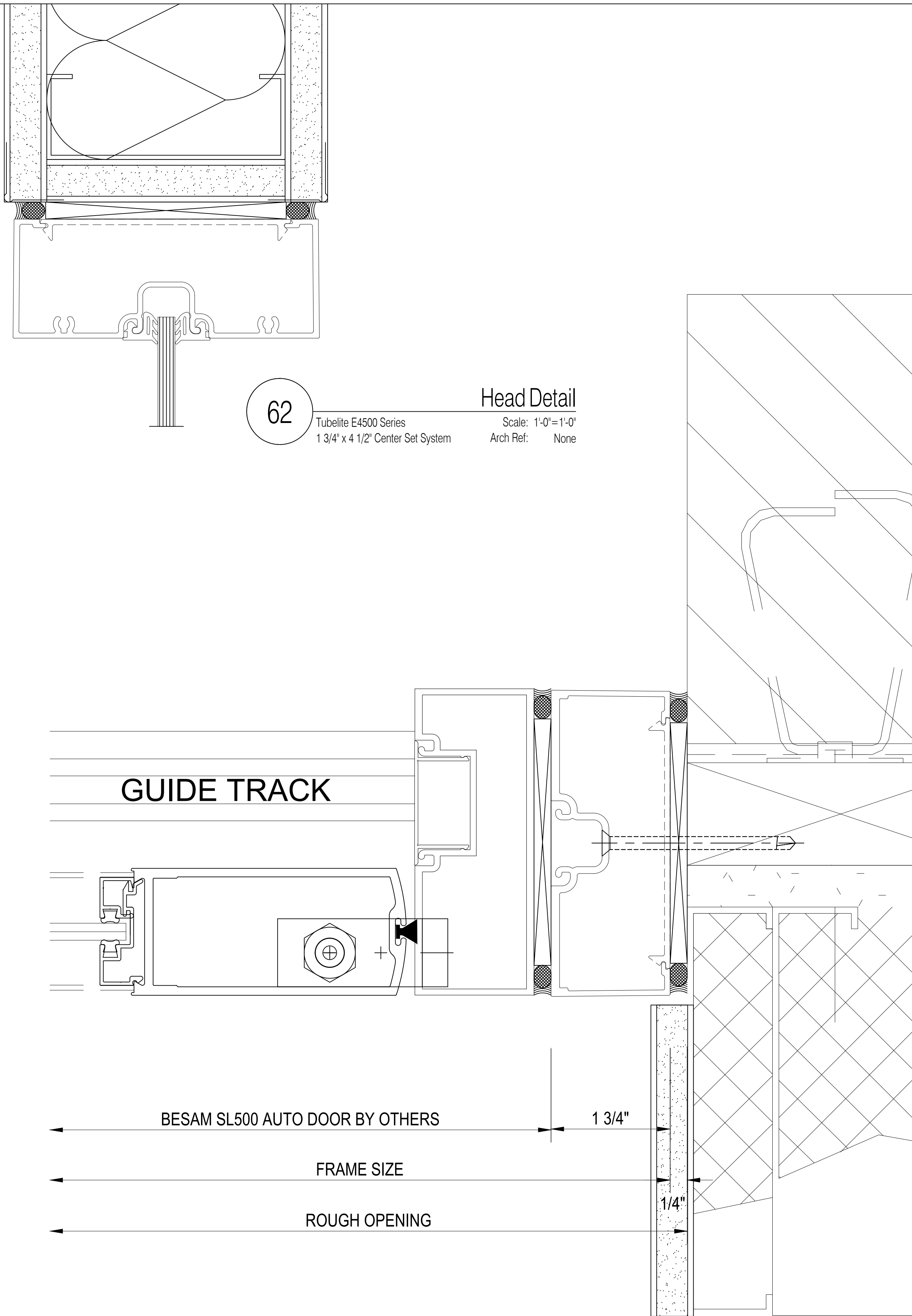
Sheet Number
3.08



63 Tubelite E4500 Series
1 3/4" x 4 1/2" Center Set System
Scale: 1'-0"=1'-0"
Arch Ref: None



62 Tubelite E4500 Series
1 3/4" x 4 1/2" Center Set System
Scale: 1'-0"=1'-0"
Arch Ref: None



64 Tubelite E4500 Series
1 3/4" x 4 1/2" Center Set System
Scale: 1'-0"=1'-0"
Arch Ref: None



Richardson Glass Service
1165 Mt. Vernon Road
Newark, Ohio 43055
Phone (740) 366-5090 | Fax (740) 366-3299

IMPORTANT
These Shop Drawings are our interpretation of the contract documents. It shall be the responsibility of the General Contractor (or Construction Manager) to review these drawings for compliance with the design intent and Contract Documents.
When these drawings are returned with "Approved", "Approved as Noted" or "Reviewed" stamped on them, it shall constitute the General Contractors (or Construction Managers) and Architects agreement that the Shop Drawings do comply with the design intent and the Contract Documents.

DO NOT SCALE PLANS
Copying, Printing, Software and other processes required to produce these prints can stretch or shrink the actual paper or layout.
Therefore, scaling of this drawing may be inaccurate. Contact the Glazing Contractor for any additional dimensions or clarifications.

Shop Drawings Prepared By



Charrette Studios Inc.
23581 Donaldson Street
Clinton Township, Michigan 48035
P: 586-790-4329 | F: 586-790-4346

CSI Project Information

Drawn By: Jonathan Beckham
CSI Project No: 03061959

Architect
Design Group Inc.
515 E. Main Street
Columbus, Ohio 43215

General Cntr. or Constuction Mgr.
Wetty Building Company Ltd.
3360 Tremont Road, Suite 210
Columbus, Ohio 43221

Issue & Revision Dates

No.	Date	Subject
1	02-28-18	First Submittal
2	04-26-18	Second Submittal
3	05-29-18	Third Submittal
4	06-25-18	Fourth Submittal

Project Name & Location

Fairfield Medical Center
2400 N. Columbus Street
Lancaster, Ohio 43130
Storefront & Curtain Wall
Shop Drawings

Project Information

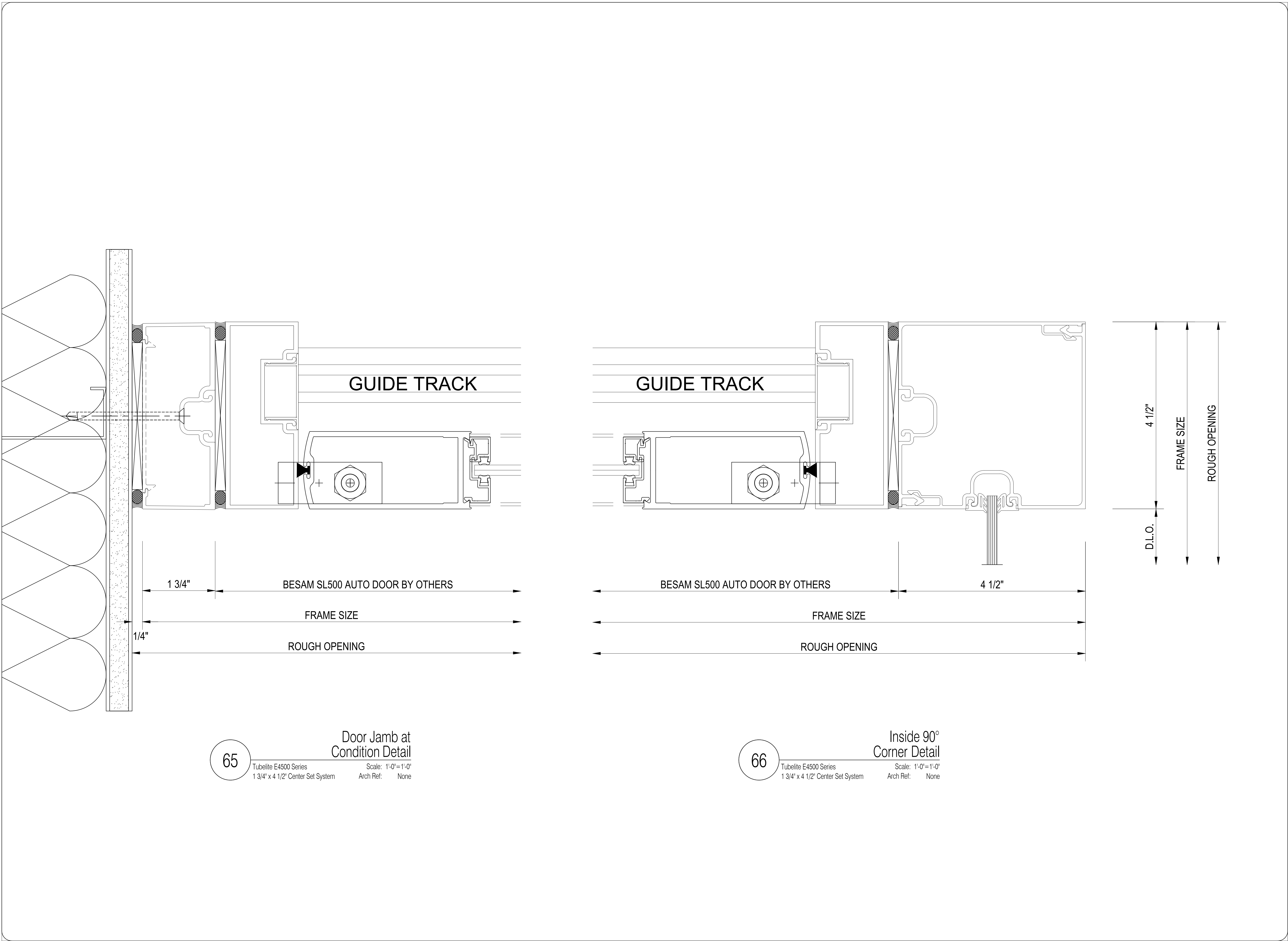
Project Manager: Nate Clark

Drawing Title
Details

Scale: As Noted

Sheet Number

3.09



Richardson Glass Service
1165 Mt. Vernon Road
Newark, Ohio 43055
Phone (740) 366-5090 | Fax (740) 366-3299

IMPORTANT
These Shop Drawings are our interpretation of the contract documents. It shall be the responsibility of the General Contractor (or Construction Manager) to review these drawings for compliance with the design intent and Contract Documents. When these drawings are returned with "Approved", "Approved as Noted" or "Reviewed" stamped on them, it shall constitute the General Contractors (or Construction Managers) and Architects agreement that the Shop Drawings do comply with the design intent and the Contract Documents.

DO NOT SCALE PLANS
Copying, Printing, Software and other processes required to produce these prints can stretch or shrink the actual paper or layout. Therefore, scaling of this drawing may be inaccurate. Contact the Glazing Contractor for any additional dimensions or clarifications.

Shop Drawings Prepared By



Charrette Studios Inc.
23581 Donaldson Street
Clinton Township, Michigan 48035
P: 586-790-4329 | F: 586-790-4346

CSI Project Information

Drawn By: Jonathan Beckham
CSI Project No: 03061959

Architect
Design Group Inc.
515 E. Main Street
Columbus, Ohio 43215

General Cntr. or Constuction Mgr.
Wetly Building Company Ltd.
3360 Tremont Road, Suite 210
Columbus, Ohio 43221

Issue & Revision Dates

No.	Date	Subject
1	02-28-18	First Submittal
2	04-26-18	Second Submittal
3	05-29-18	Third Submittal
4	06-25-18	Fourth Submittal

Project Name & Location

Fairfield Medical Center
2400 N. Columbus Street
Lancaster, Ohio 43130

Storefront & Curtain Wall
Shop Drawings

Project Information

Project Manager: Nate Clark

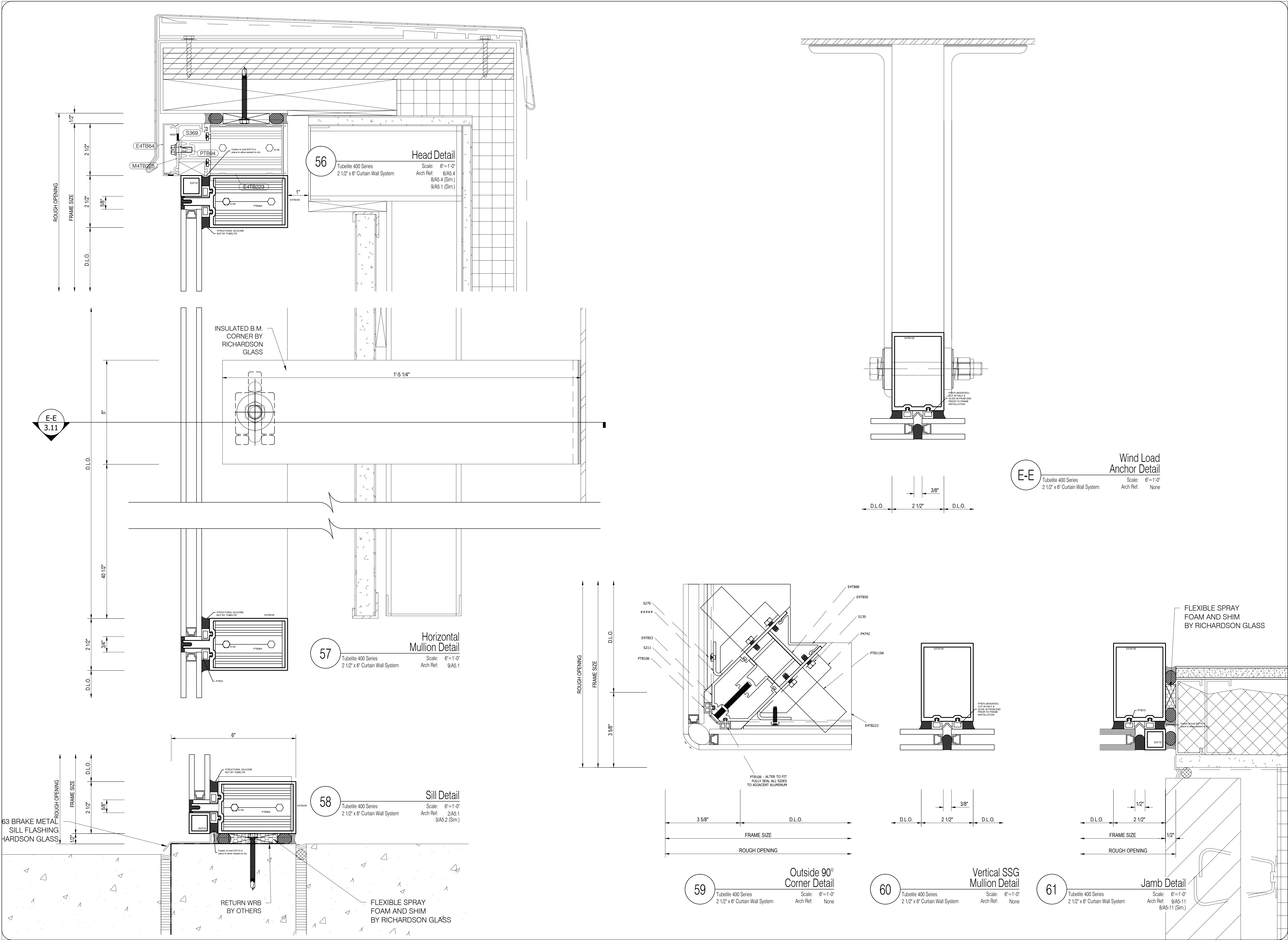
Drawing Title

Details

Scale: As Noted

Sheet Number

3.10



Richardson Glass Service
1165 Mt. Vernon Road
Newark, Ohio 43055
Phone (740) 366-5090 | Fax (740) 366-3299

IMPORTANT
These Shop Drawings are our interpretation of the contract documents. It shall be the responsibility of the General Contractor (or Construction Manager) to review these drawings for compliance with the design intent and Contract Documents. When these drawings are returned with "Approved", "Approved as Noted" or "Reviewed" stamped on them, it shall constitute the General Contractors (or Construction Managers) and Architects agreement that the Shop Drawings do comply with the design intent and the Contract Documents.

DO NOT SCALE PLANS
Copying, Printing, Software and other processes required to produce these prints can stretch or shrink the actual paper or layout. Therefore, scaling of this drawing may be inaccurate. Contact the Glazing Contractor for any additional dimensions or clarifications.

Shop Drawings Prepared By



Charrette Studios Inc.
23581 Donaldson Street
Clinton Township, Michigan 48035
P: 586-790-4329 | F: 586-790-4346

CSI Project Information
Drawn By: Jonathan Beckham
CSI Project No: 03061959

Architect
Design Group Inc.
515 E. Main Street
Columbus, Ohio 43215

General Cntr. or Constuction Mgr.
Wetly Building Company Ltd.
3360 Tremont Road, Suite 210
Columbus, Ohio 43221

No.	Date	Subject
1	02-28-18	First Submittal
2	04-26-18	Second Submittal
3	05-29-18	Third Submittal
4	06-25-18	Fourth Submittal

Project Name & Location

Fairfield Medical Center
2400 N. Columbus Street
Lancaster, Ohio 43130
Storefront & Curtain Wall
Shop Drawings

Project Information
Project Manager: Nate Clark

Drawing Title
Details

Scale: As Noted

Sheet Number
3.11

DOOR #	ELEVATION TYPE	QUANTITY	DOOR SIZE	DOOR TYPE	DOOR MATERIAL	DOOR MANUFACTURER	DOOR GLAZING	LOCATION	DOOR SWING
AB100	CW1	1 THUS	3'-0" X 7'-0"	C	Aluminum	Tubelite Medium Stile w/ 10" Bottom Rail	1" Clear Tempered	Exterior Exit Basement Level	LHR
A1100a.1	SF4	1 THUS	14'-0" X 7'-6"	J	Aluminum	Besam SL500 Series Automatic Slider	1" Clear Tempered	Exterior Vestibule A1100	Slider
A1100a.2	SF17	1 THUS	14'-0" X 7'-6"	J	Aluminum	Besam SL500 Series Automatic Slider	1/4" Clear Tempered	Interior Vestibule A1100	Slider
A2100a.1	SF15	1 THUS	14'-0" X 7'-6"	J	Aluminum	Besam SL500 Series Automatic Slider	1" Clear Tempered	Exterior Vestibule A2100	Slider
A2100a.2	SF18	1 THUS	14'-0" X 7'-6"	J	Aluminum	Besam SL500 Series Automatic Slider	1/4" Clear Tempered	Interior Vestibule A2100	Slider
B101C.1	CW13	1 THUS	3'-0" X 7'-0"	C	Aluminum	Tubelite Medium Stile w/ 10" Bottom Rail	1" Clear Tempered	Exterior Exit	LHR
B400.1	SF8	1 THUS	8'-0" X 7'-6"	J	Aluminum	Besam SL500 Series Automatic Slider	1" Clear Tempered	Exterior Exit	Slider
B430d.1	SF8	1 THUS	8'-0" X 7'-6"	J	Aluminum	Besam SL500 Series Automatic Slider	1" Clear Tempered	Exterior Exit	Slider
B439.1	SF11	1 THUS	12'-0" X 7'-6"	J	Aluminum	Besam SL500 Series Automatic Slider	1" Clear Tempered	Exterior Exit	Slider
B442.1	SF10	1 THUS	3'-6" X 7'-8"	C	Aluminum	Tubelite Medium Stile w/ 10" Bottom Rail	1" Clear Tempered	Exterior Exit	RHR



Richardson Glass Service
1165 Mt. Vernon Road
Newark, Ohio 43055
Phone (740) 366-5090 | Fax (740) 366-3299

IMPORTANT
These Shop Drawings are our interpretation of the contract documents. It shall be the responsibility of the General Contractor (or Construction Manager) to review these drawings for compliance with the design intent and Contract Documents.
When these drawings are returned with "Approved", "Approved as Noted" or "Reviewed" stamped on them, it shall constitute the General Contractors (or Construction Managers) and Architects agreement that the Shop Drawings do comply with the design intent and the Contract Documents.

DO NOT SCALE PLANS
Copying, Printing, Software and other processes required to produce these prints can stretch or shrink the actual paper or layout.
Therefore, scaling of this drawing may be inaccurate. Contact the Glazing Contractor for any additional dimensions or clarifications.

Shop Drawings Prepared By



Charrette Studios Inc.
23581 Donaldson Street
Clinton Township, Michigan 48035
P: 586-790-4329 | F: 586-790-4346

CSI Project Information

Drawn By: Jonathan Beckham
CSI Project No: 03061959

Architect
Design Group Inc.
515 E. Main Street
Columbus, Ohio 43215

General Cntr. or Constuction Mgr.
Wetty Building Company Ltd.
3360 Tremont Road, Suite 210
Columbus, Ohio 43221

Issue & Revision Dates

No.	Date	Subject
1	02-28-18	First Submittal
2	04-26-18	Second Submittal
3	05-29-18	Third Submittal
4	06-25-18	Fourth Submittal

Project Name & Location

Fairfield Medical Center

2400 N. Columbus Street
Lancaster, Ohio 43130

Storefront & Curtain Wall
Shop Drawings

Project Information

Project Manager: Nate Clark

Drawing Title

Door Schedule

Scale: As Noted

Sheet Number

4.01